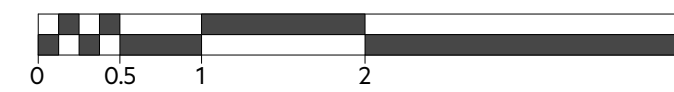
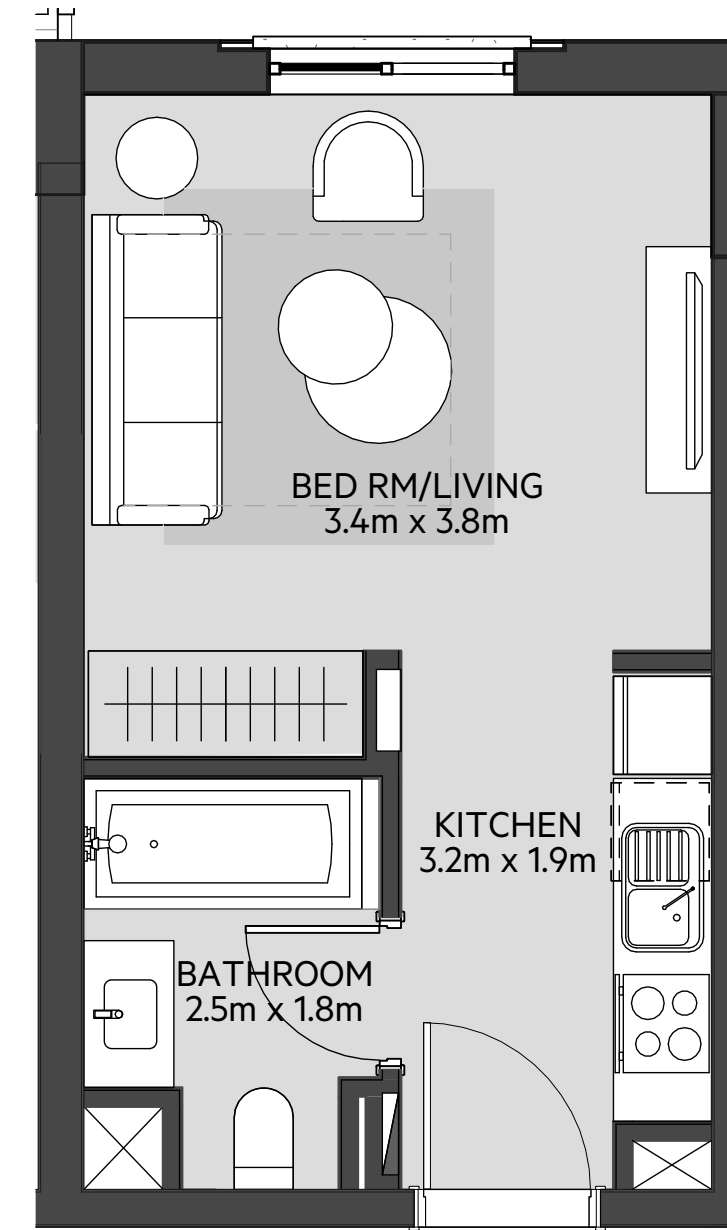


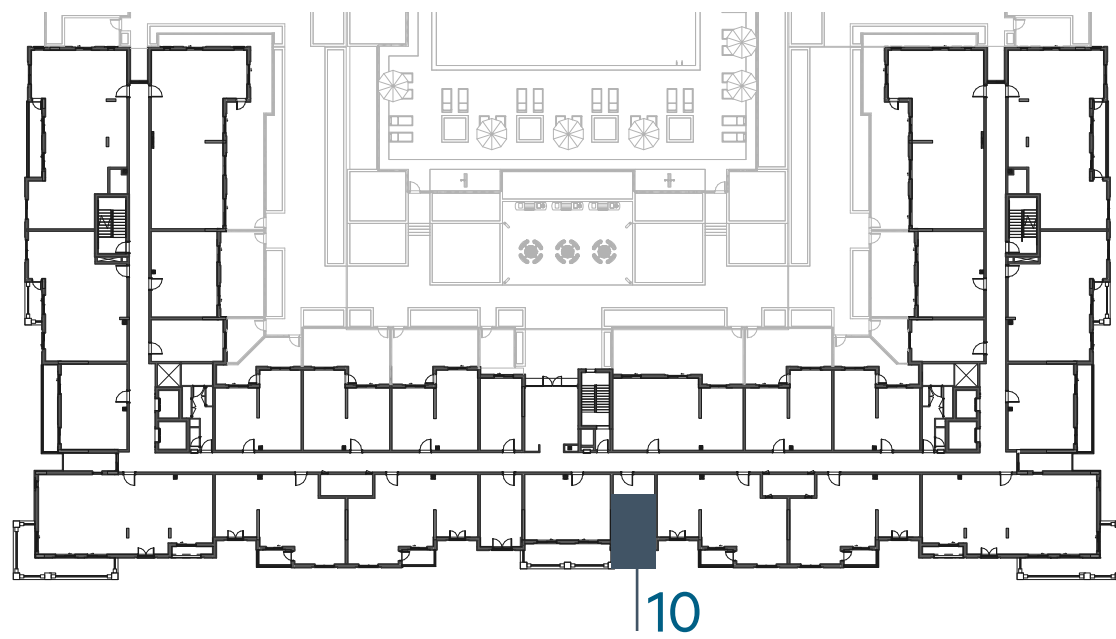
سَيَان

بيتش رزیدنس CYAN BEACH RESIDENCE

STUDIO	TYPE ST-A1
UNIT NO.	110, 210, 221, 310, 321, 410, 421, 509, 519, 617
SUITE AREA	29.90 m² / 322 ft²
BALCONY AREA	0.00 m² / 000 ft²
TOTAL AREA	29.90 m² / 322 ft²

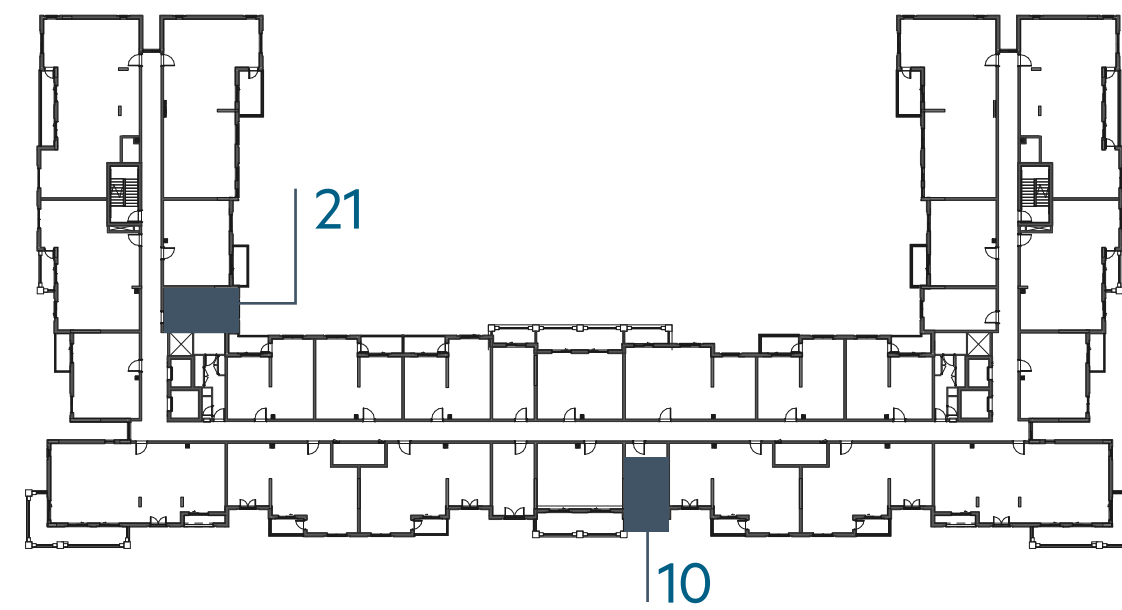


LEVEL
01

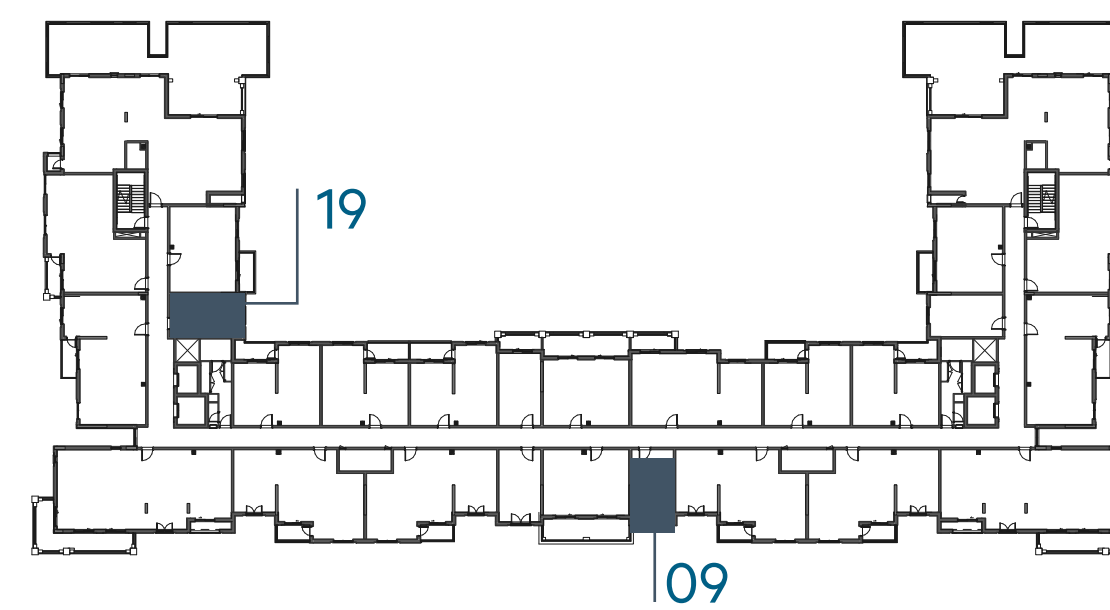


LEVEL

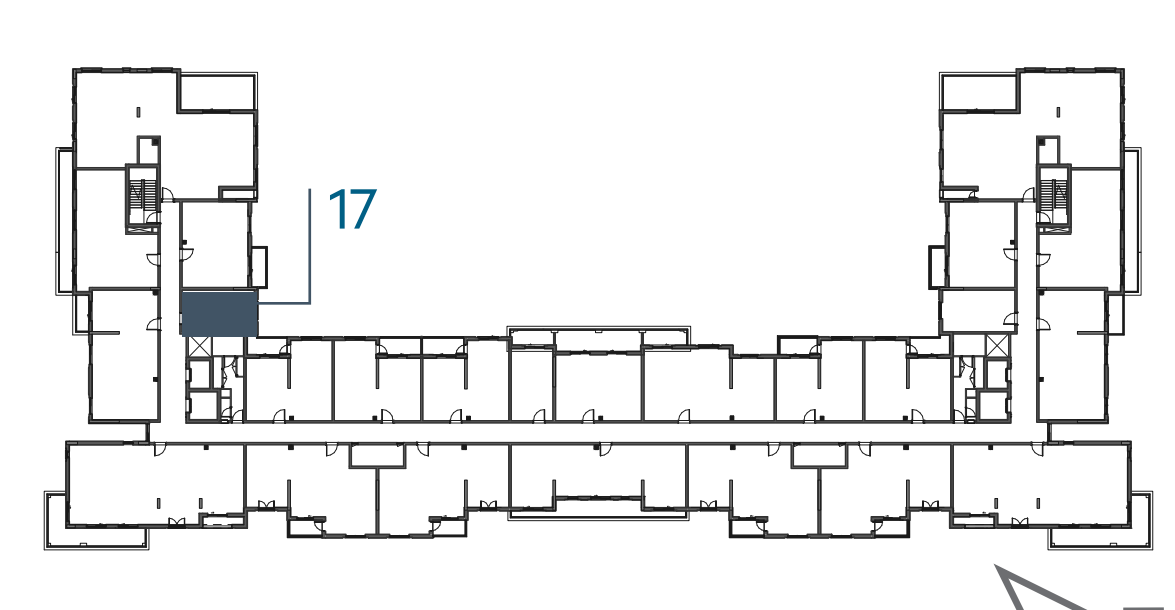
02, 03, 04



LEVEL
05



LEVEL
06



جزيرة مريم
MARYAM ISLAND

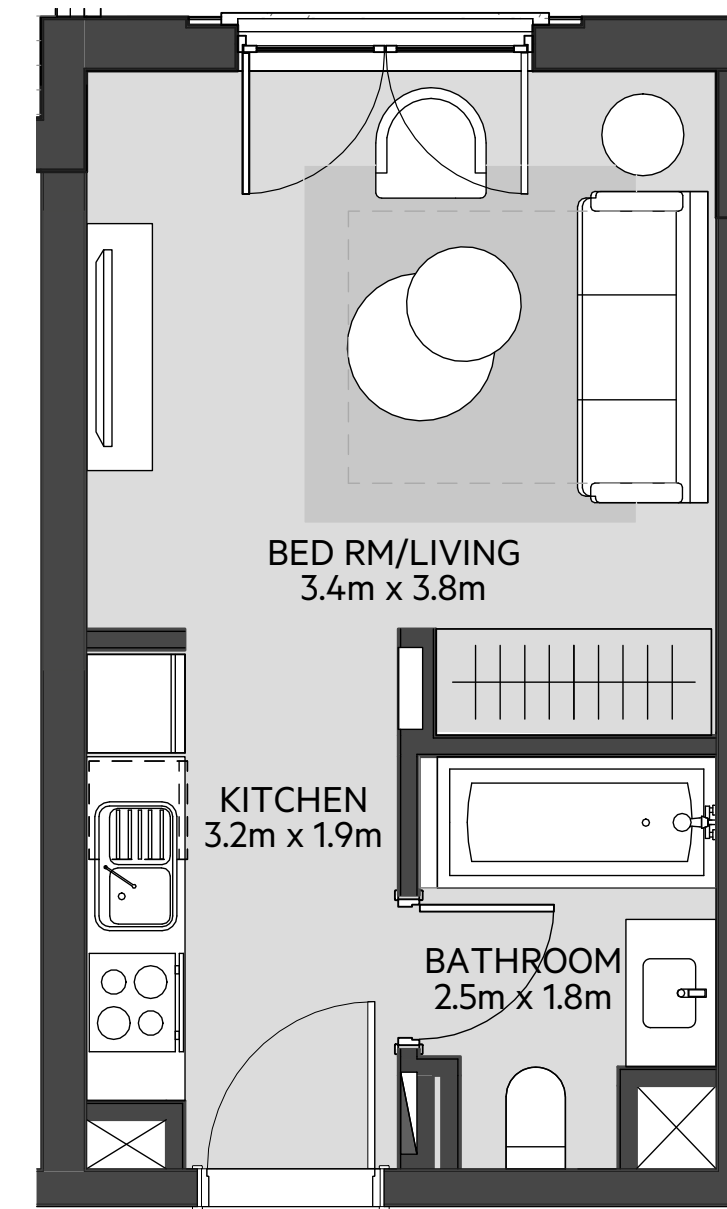
Disclaimer:

1. All room dimensions are measured to structural elements and exclude all finishes and construction tolerances. 2. All dimensions have been provided by our consultant architects. 3. All materials, dimensions and drawings are approximate. Information is subject to change without notice. 4. Actual suite area may vary from the stated area. Drawings not to scale. The developer reserves the right to make revisions. 5. Calculation of suite area is measured as the area bounded by the centre line of the demising or partition walls separating one unit from another unit, the exterior face of all exterior walls, and the exterior face of the corridor wall enclosing the adjoining unit. 6. Calculation of balcony area is measured as the area bounded by the centre line of the demising or partition walls separating one unit from another unit, the out most face of the enclosing guard and the external face of the unit adjoining the balcony. 7. The units are measured at typical floor in the building. Columns may vary in size depending on the floor level.

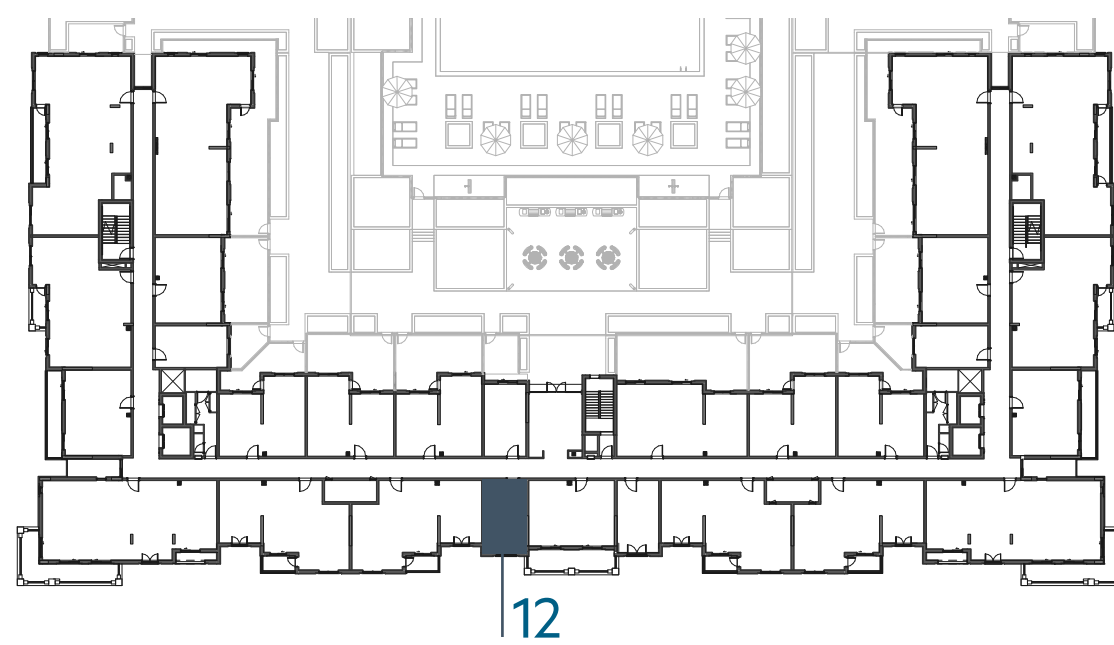
سَيَان

بيتش رزیدنس CYAN BEACH RESIDENCE

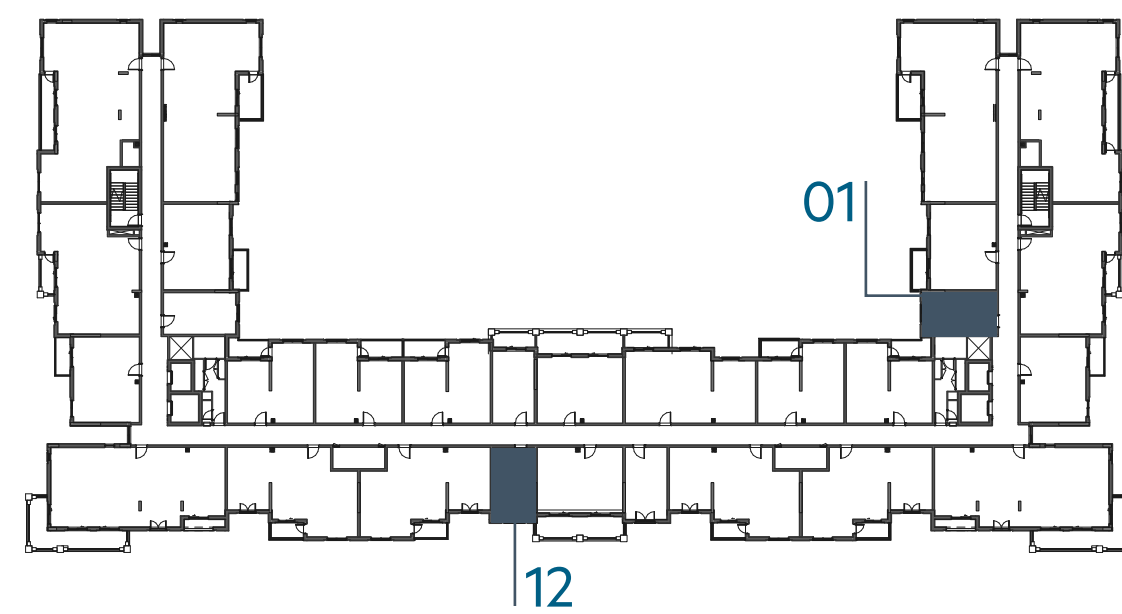
STUDIO	TYPE ST-A1 M
UNIT NO.	112,201,212,301,312, 401,412,501,511,601
SUITE AREA	29.90 m² / 322 ft²
BALCONY AREA	0.00 m² / 000 ft²
TOTAL AREA	29.90 m² / 322 ft²



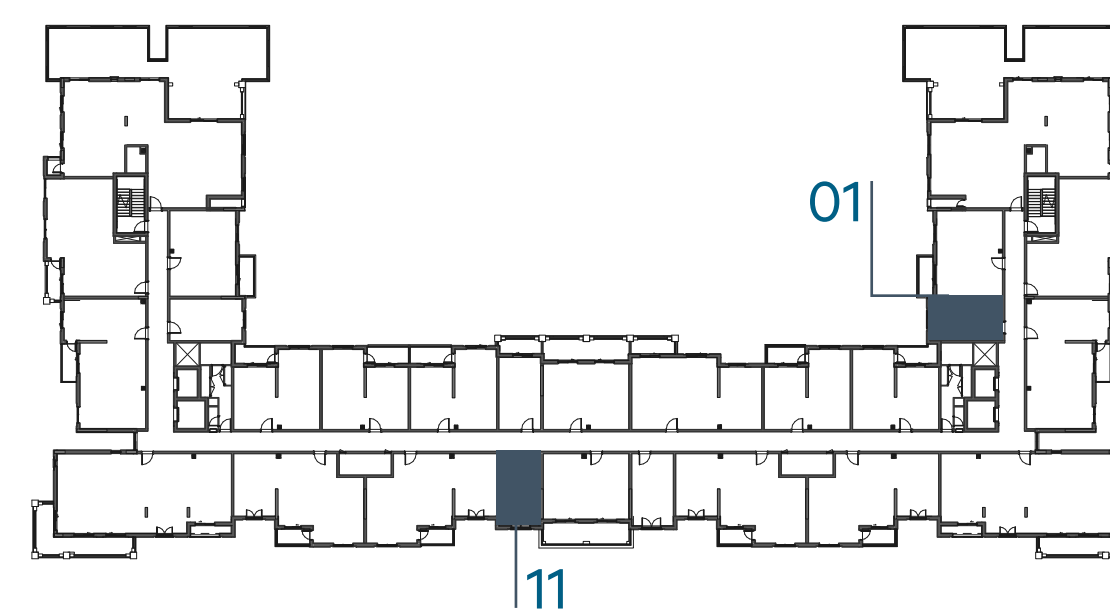
LEVEL
01



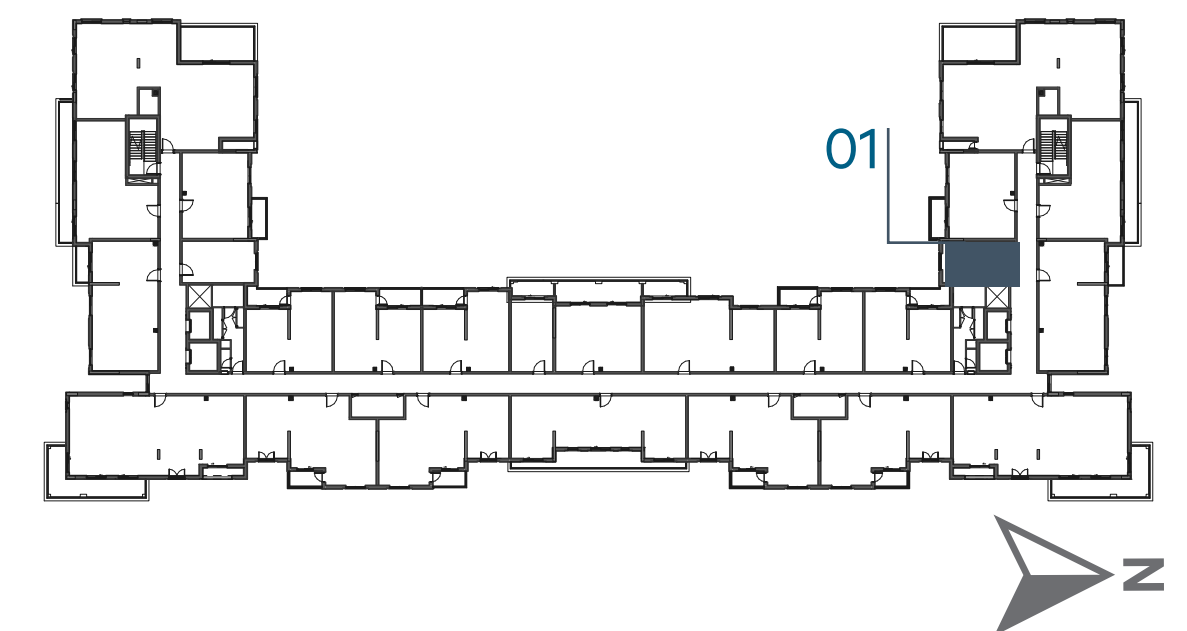
LEVEL
02, 03, 04



LEVEL
05



LEVEL
06



EAGLE
HILLS



جزيرة مريم
MARYAM ISLAND

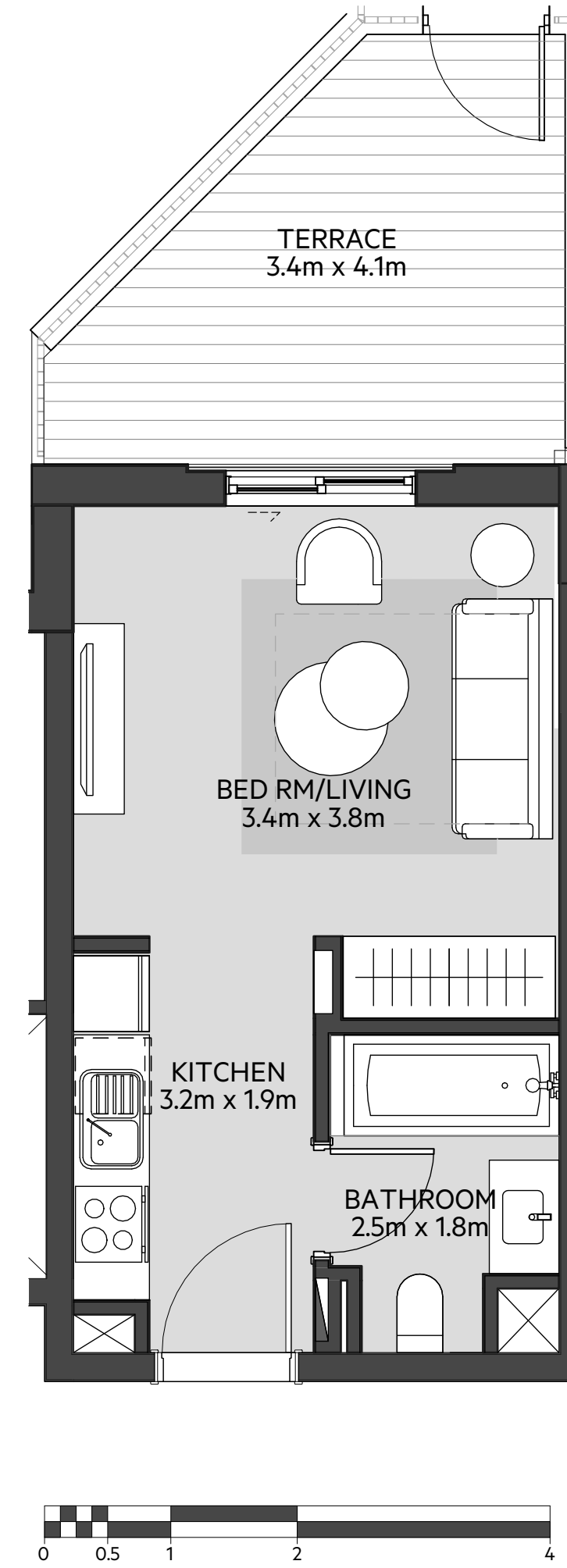
Disclaimer:

1. All room dimensions are measured to structural elements and exclude all finishes and construction tolerances. **2.** All dimensions have been provided by our consultant architects. **3.** All materials, dimensions and drawings are approximate. Information is subject to change without notice. **4.** Actual suite area may vary from the stated area. Drawings not to scale. The developer reserves the right to make revisions. **5.** Calculation of suite area is measured as the area bounded by the centre line of the demising or partition walls separating one unit from another unit, the exterior face of all exterior walls, and the exterior face of the corridor wall enclosing the adjoining unit. **6.** Calculation of balcony area is measured as the area bounded by the centre line of the demising or partition walls separating one unit from another unit, the out most face of the enclosing guard and the external face of the unit adjoining the balcony. **7.** The units are measured at typical floor in the building. Columns may vary in size depending on the floor level.

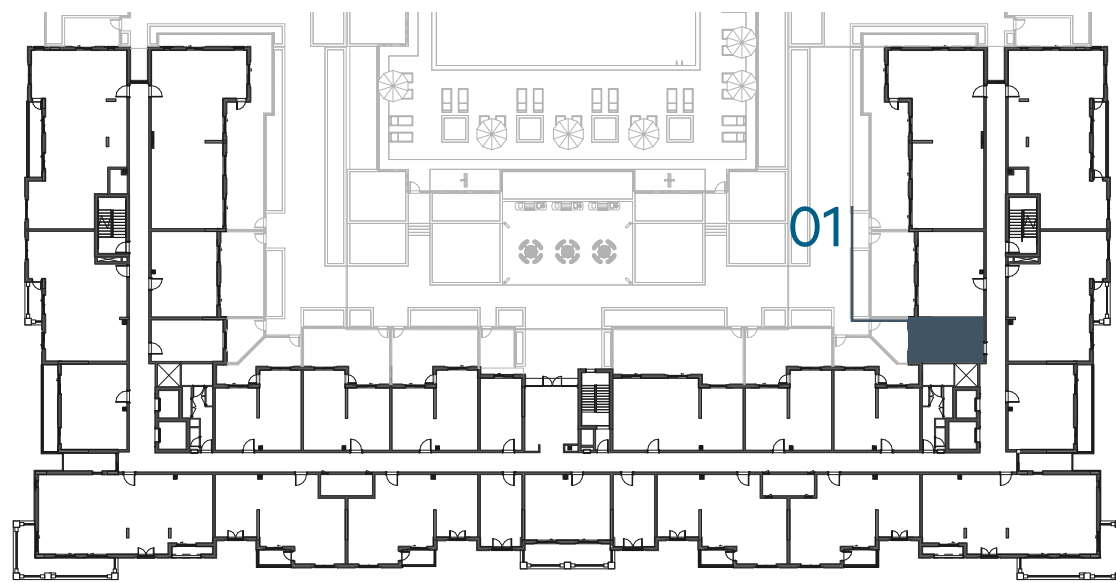
سَيَان

بيتش رزیدنس CYAN BEACH RESIDENCE

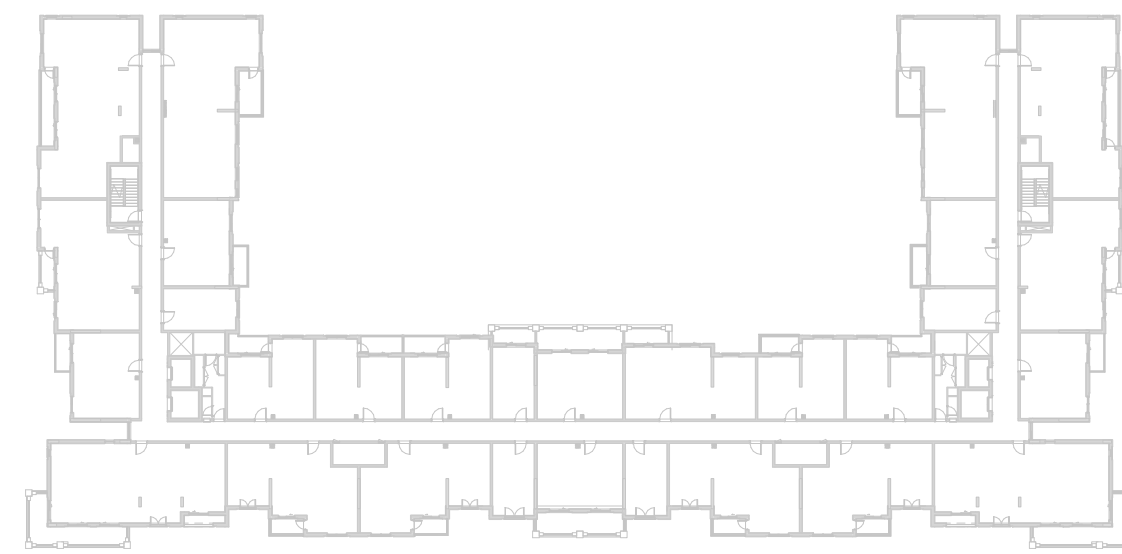
STUDIO	TYPE ST-A2
UNIT NO.	101
SUITE AREA	30.39 m² / 327 ft²
BALCONY AREA	0.00 m² / 000 ft²
TOTAL AREA	30.39 m² / 327 ft²
GARDEN TERRACE	11.83 m² / 127 ft²



LEVEL
01



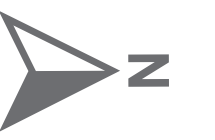
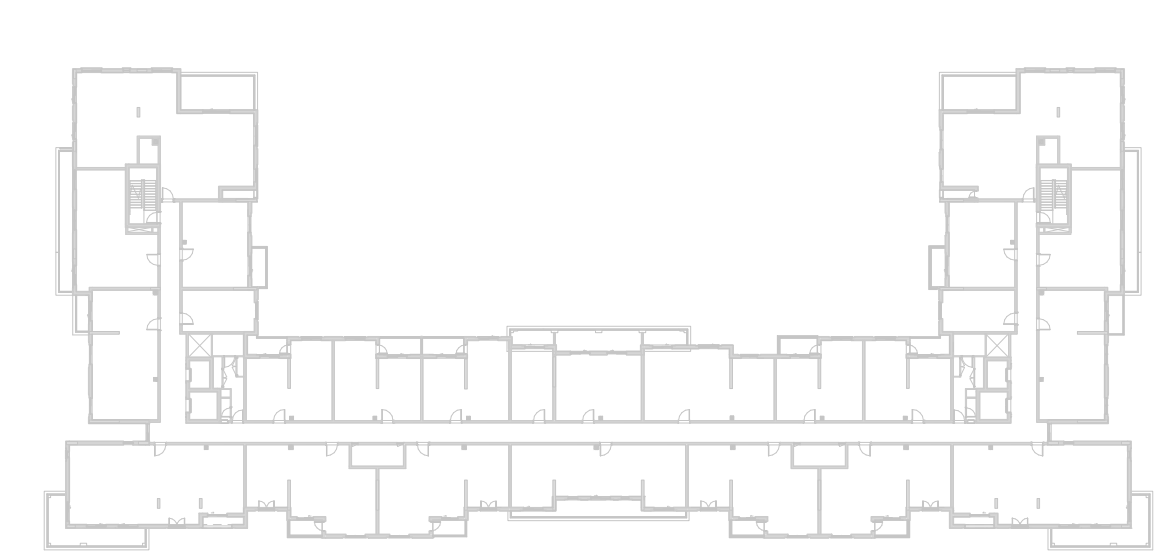
LEVEL
02, 03, 04



LEVEL
05



LEVEL
06



EAGLE
HILLS



جزيرة مريم
MARYAM ISLAND

Disclaimer:

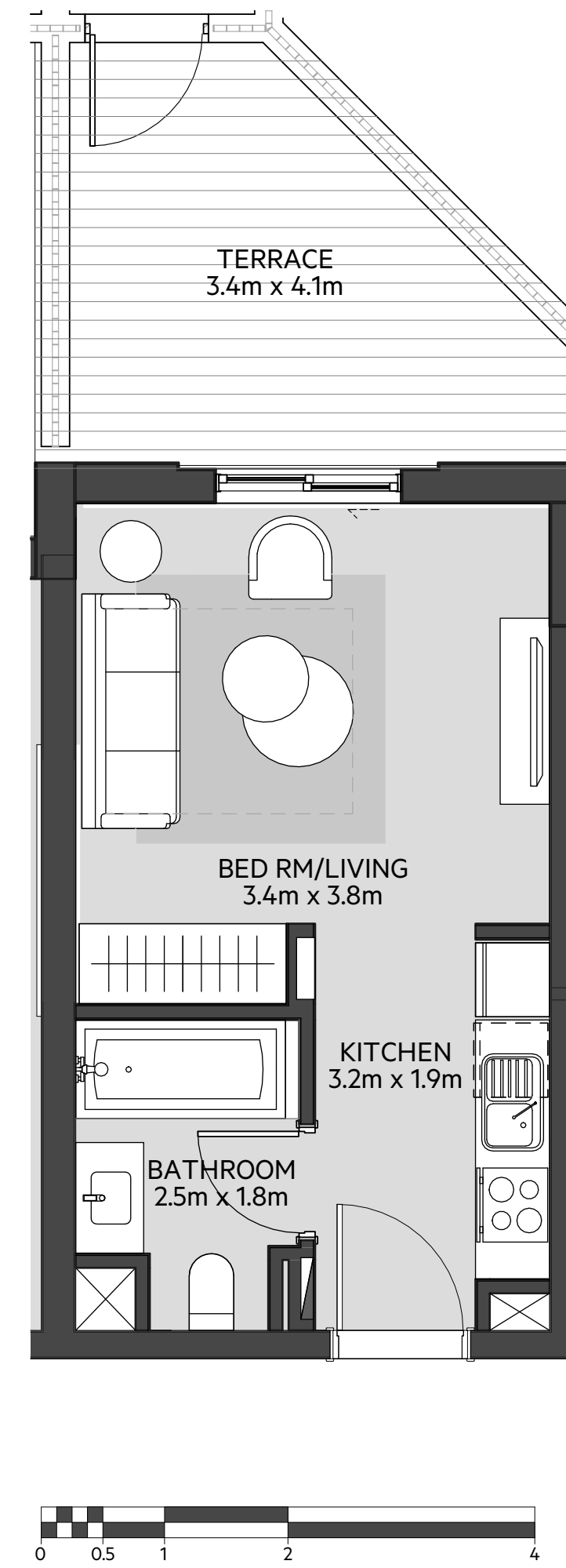
1. All room dimensions are measured to structural elements and exclude all finishes and construction tolerances. **2.** All dimensions have been provided by our consultant architects. **3.** All materials, dimensions and drawings are approximate. Information is subject to change without notice. **4.** Actual suite area may vary from the stated area. Drawings not to scale. The developer reserves the right to make revisions. **5.** Calculation of suite area is measured as the area bounded by the centre line of the demising or partition walls separating one unit from another unit, the exterior face of all exterior walls, and the exterior face of the corridor wall enclosing the adjoining unit. **6.** Calculation of balcony area is measured as the area bounded by the centre line of the demising or partition walls separating one unit from another unit, the out most face of the enclosing guard and the external face of the unit adjoining the balcony. **7.** The units are measured at typical floor in the building. Columns may vary in size depending on the floor level.

سَيَان

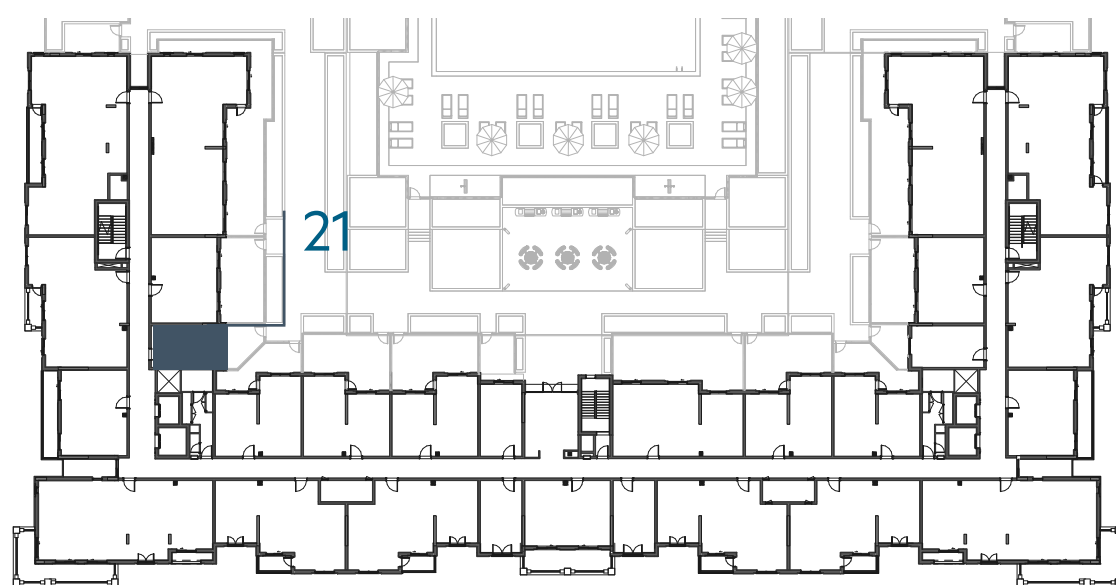
بيتش رزیدنس

CYAN BEACH RESIDENCE

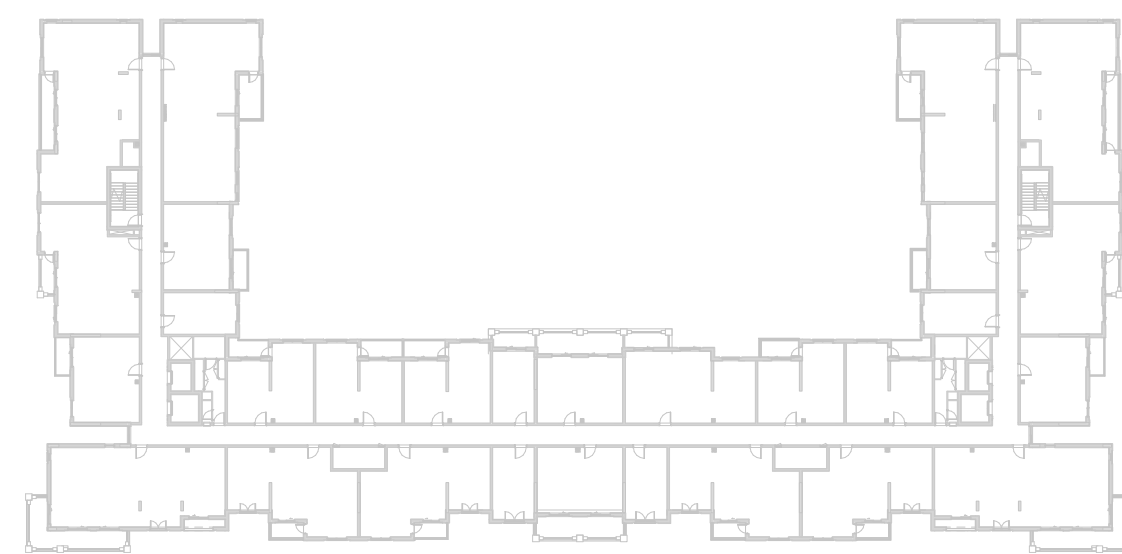
STUDIO	TYPE ST-A2 M
UNIT NO.	121
SUITE AREA	30.39 m² / 327 ft²
BALCONY AREA	0.00 m² / 000 ft²
TOTAL AREA	30.39 m² / 327 ft²
GARDEN TERRACE	11.83 m² / 127 ft²



LEVEL
01



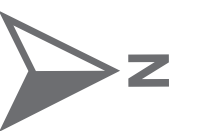
LEVEL
02, 03, 04



LEVEL
05



LEVEL
06



EAGLE
HILLS



جزيرة مريم
MARYAM ISLAND

Disclaimer:

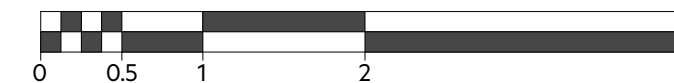
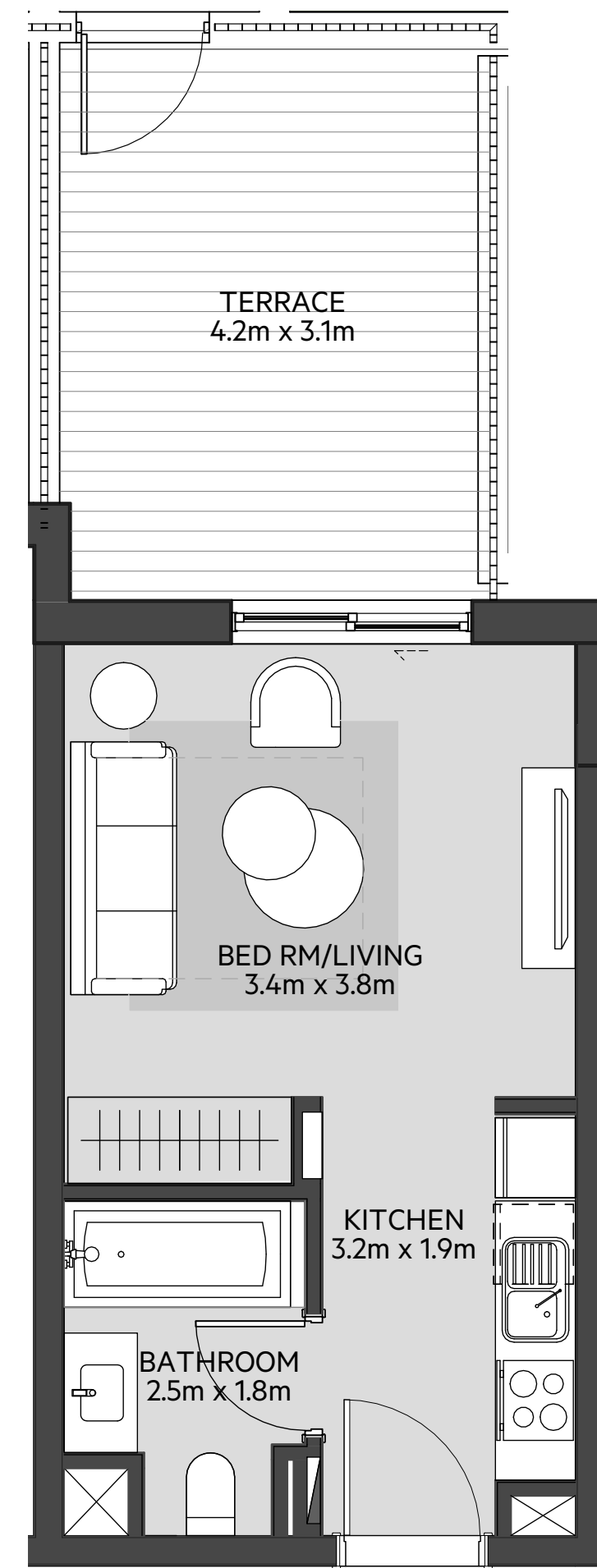
1. All room dimensions are measured to structural elements and exclude all finishes and construction tolerances. **2.** All dimensions have been provided by our consultant architects. **3.** All materials, dimensions and drawings are approximate. Information is subject to change without notice. **4.** Actual suite area may vary from the stated area. Drawings not to scale. The developer reserves the right to make revisions. **5.** Calculation of suite area is measured as the area bounded by the centre line of the demising or partition walls separating one unit from another unit, the exterior face of all exterior walls, and the exterior face of the corridor wall enclosing the adjoining unit. **6.** Calculation of balcony area is measured as the area bounded by the centre line of the demising or partition walls separating one unit from another unit, the out most face of the enclosing guard and the external face of the unit adjoining the balcony. **7.** The units are measured at typical floor in the building. Columns may vary in size depending on the floor level.

سَيَان

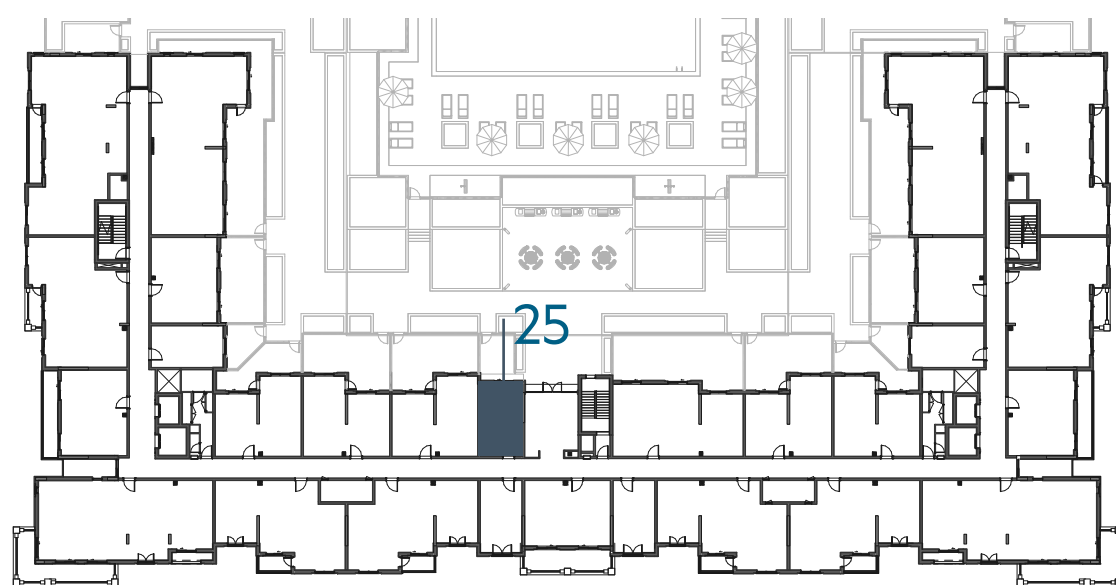
بيتش رزیدنس

CYAN BEACH RESIDENCE

STUDIO	TYPE ST-A3
UNIT NO.	125
SUITE AREA	30.40 m² / 327 ft²
BALCONY AREA	0.00 m² / 000 ft²
TOTAL AREA	30.40 m² / 327 ft²
GARDEN TERRACE	14.74m² / 158 ft²



LEVEL
01



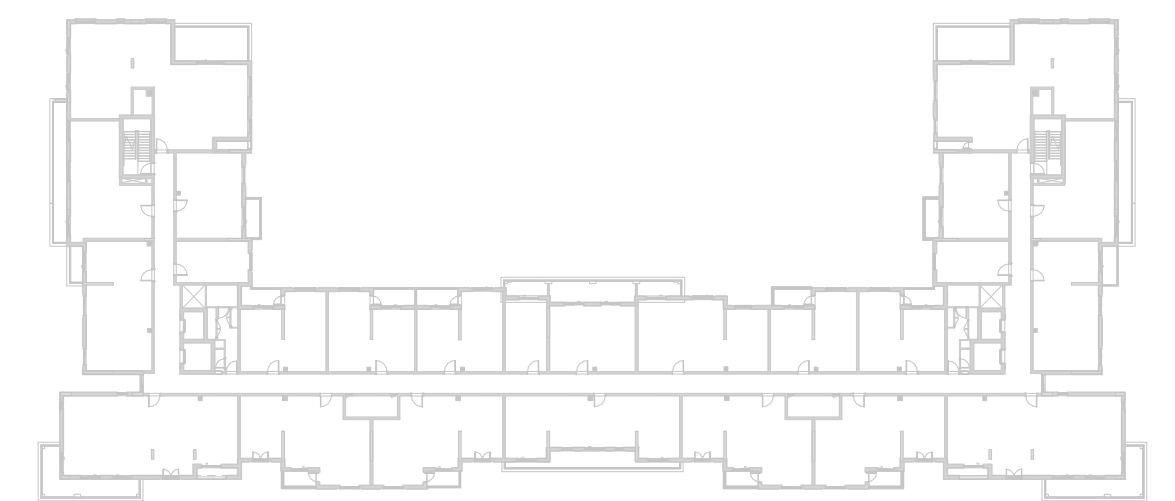
LEVEL
02, 03, 04



LEVEL
05



LEVEL
06



EAGLE
HILLS



جزيرة مريم
MARYAM ISLAND

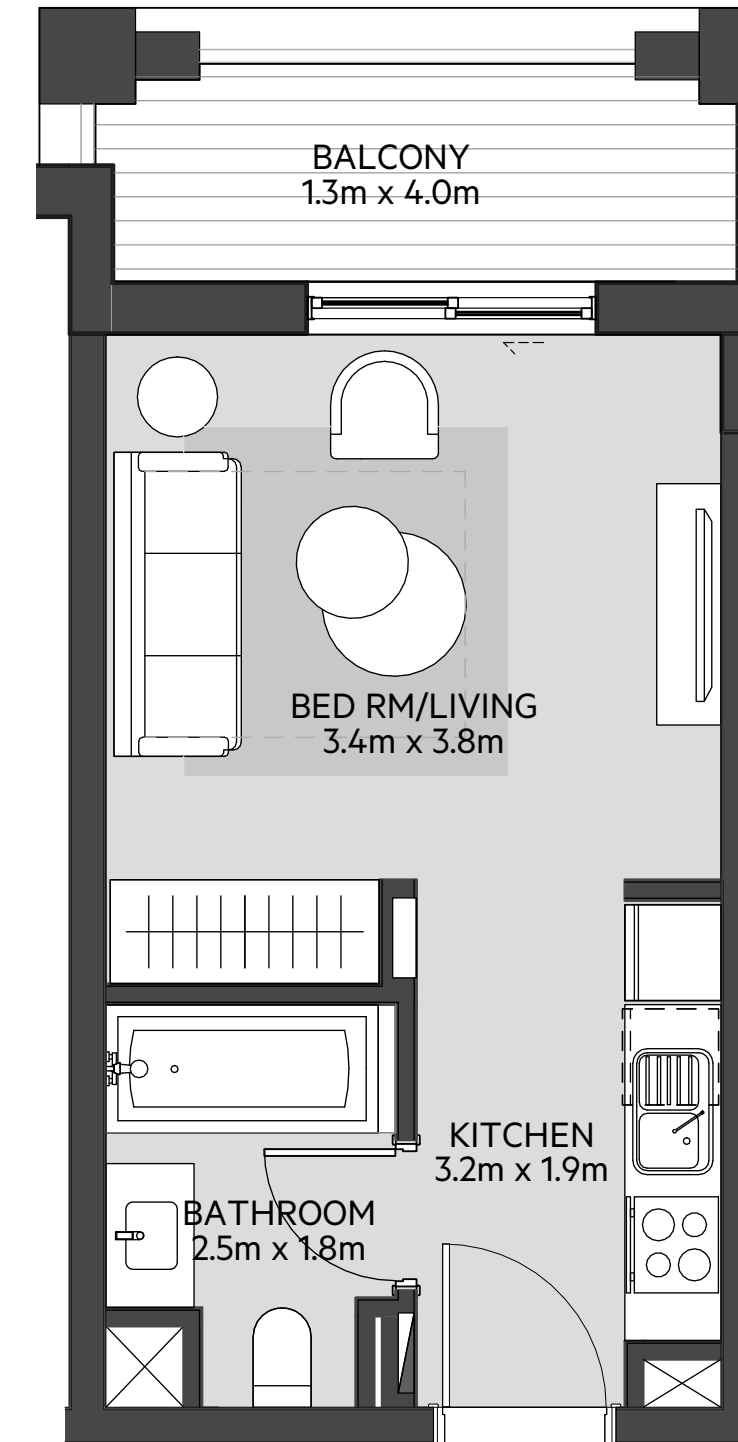
Disclaimer:

1. All room dimensions are measured to structural elements and exclude all finishes and construction tolerances. **2.** All dimensions have been provided by our consultant architects. **3.** All materials, dimensions and drawings are approximate. Information is subject to change without notice. **4.** Actual suite area may vary from the stated area. Drawings not to scale. The developer reserves the right to make revisions. **5.** Calculation of suite area is measured as the area bounded by the centre line of the demising or partition walls separating one unit from another unit, the exterior face of all exterior walls, and the exterior face of the corridor wall enclosing the adjoining unit. **6.** Calculation of balcony area is measured as the area bounded by the centre line of the demising or partition walls separating one unit from another unit, the out most face of the enclosing guard and the external face of the unit adjoining the balcony. **7.** The units are measured at typical floor in the building. Columns may vary in size depending on the floor level.

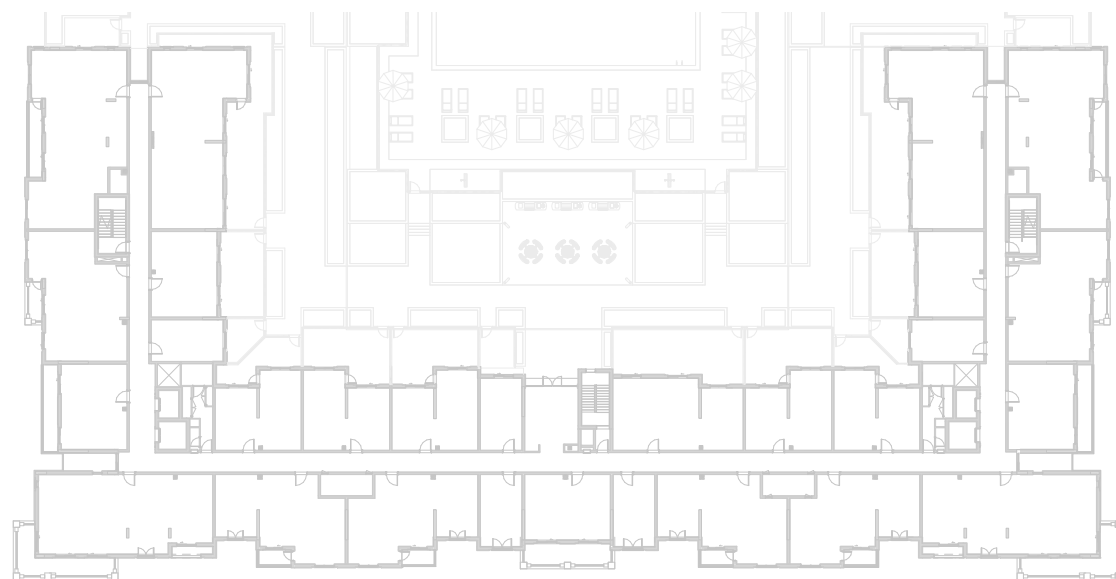
سَيَان

بيتش رزیدنس CYAN BEACH RESIDENCE

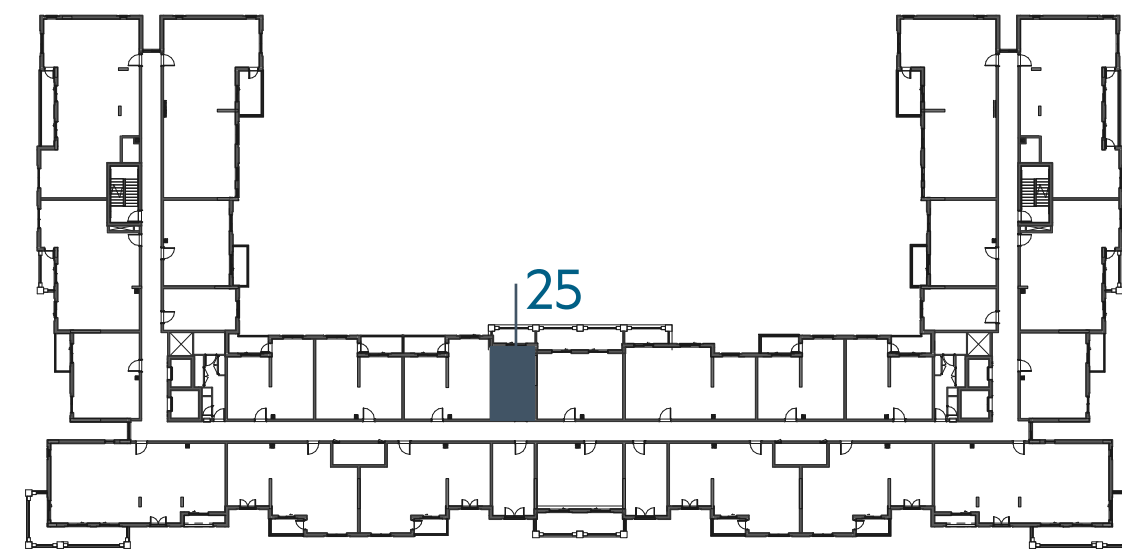
STUDIO	TYPE ST-A4
UNIT NO.	225,325,425,523,621
SUITE AREA	29.16 m² / 314 ft²
BALCONY AREA	6.18 m² / 66 ft²
TOTAL AREA	35.34 m² / 380 ft²



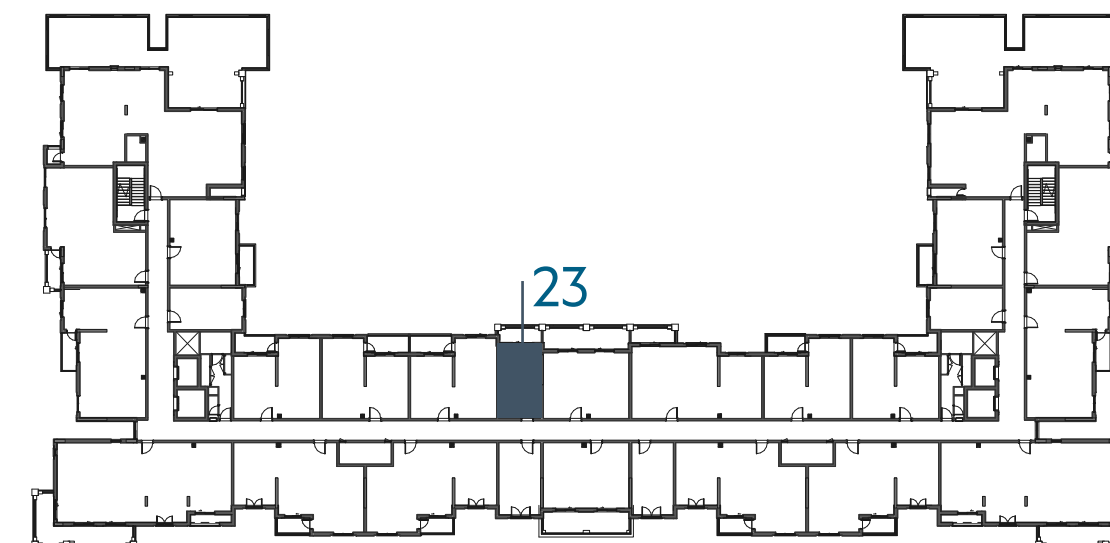
LEVEL
01



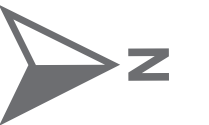
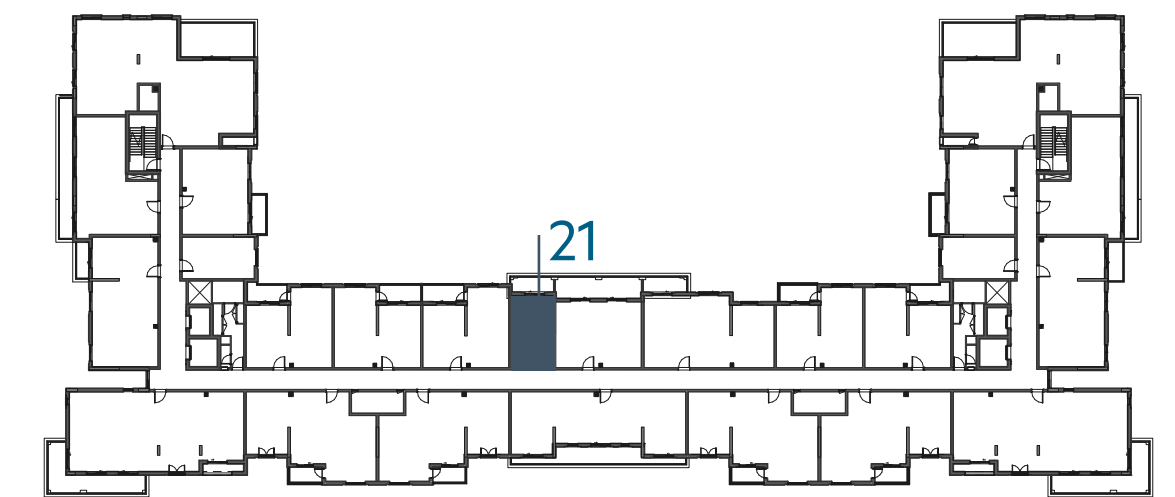
LEVEL
02, 03, 04



LEVEL
05



LEVEL
06



جزيرة مريم
MARYAM ISLAND

Disclaimer:

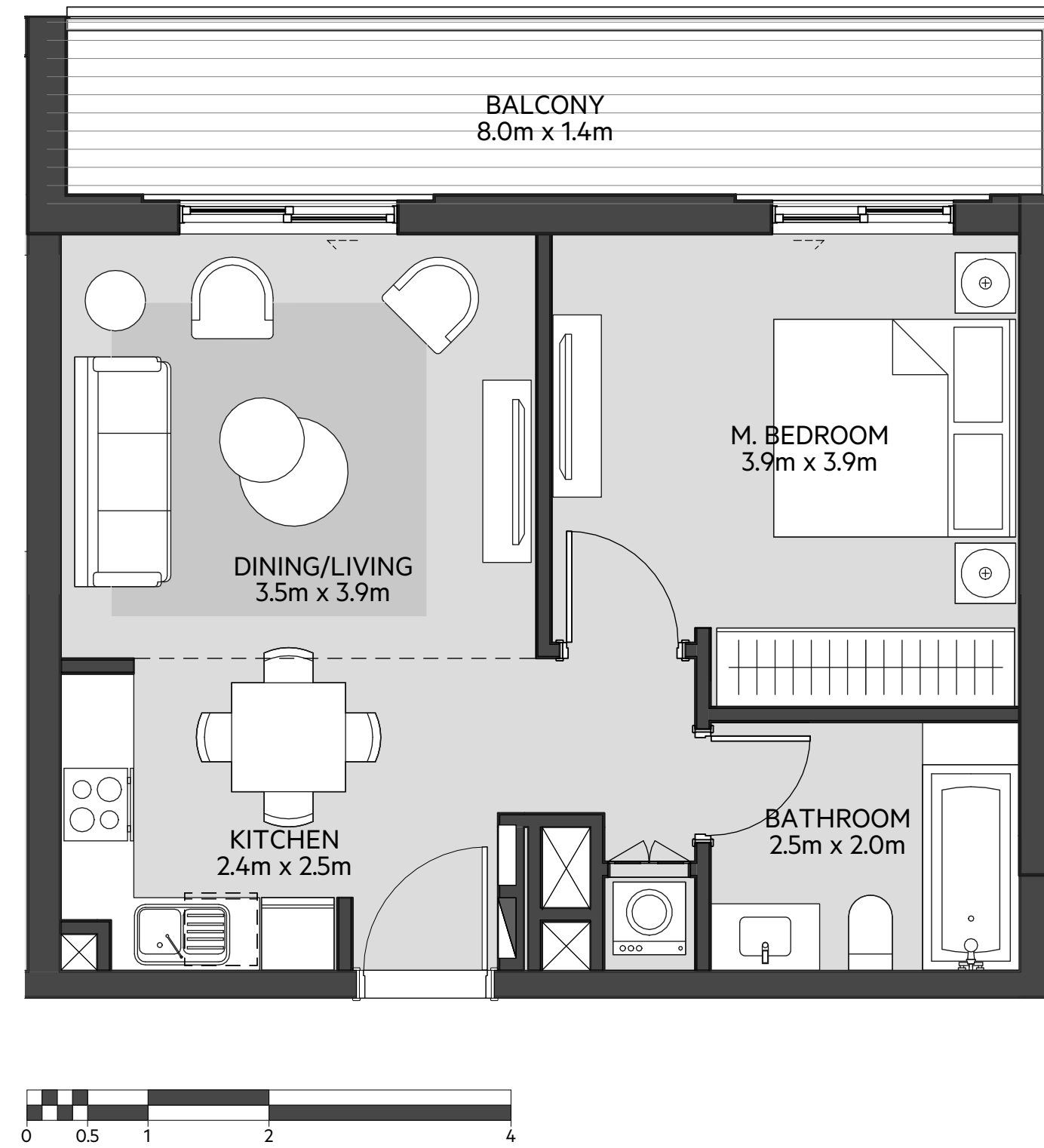
1. All room dimensions are measured to structural elements and exclude all finishes and construction tolerances. **2.** All dimensions have been provided by our consultant architects. **3.** All materials, dimensions and drawings are approximate. Information is subject to change without notice. **4.** Actual suite area may vary from the stated area. Drawings not to scale. The developer reserves the right to make revisions. **5.** Calculation of suite area is measured as the area bounded by the centre line of the demising or partition walls separating one unit from another unit, the exterior face of all exterior walls, and the exterior face of the corridor wall enclosing the adjoining unit. **6.** Calculation of balcony area is measured as the area bounded by the centre line of the demising or partition walls separating one unit from another unit, the out most face of the enclosing guard and the external face of the unit adjoining the balcony. **7.** The units are measured at typical floor in the building. Columns may vary in size depending on the floor level.

سَيَان

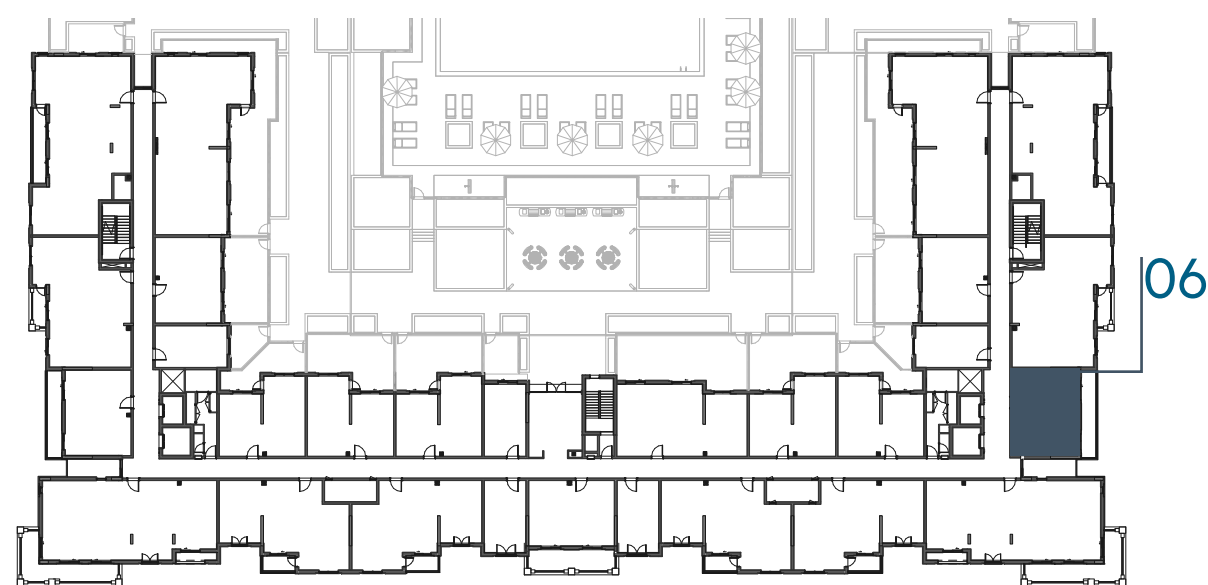
بيتش رزیدنس

CYAN BEACH RESIDENCE

1_BEDROOM	TYPE 1A-1
UNIT NO.	106
SUITE AREA	55.10 m² / 593 ft²
BALCONY AREA	11.87 m² / 128 ft²
TOTAL AREA	66.97 m² / 721 ft²



LEVEL
01



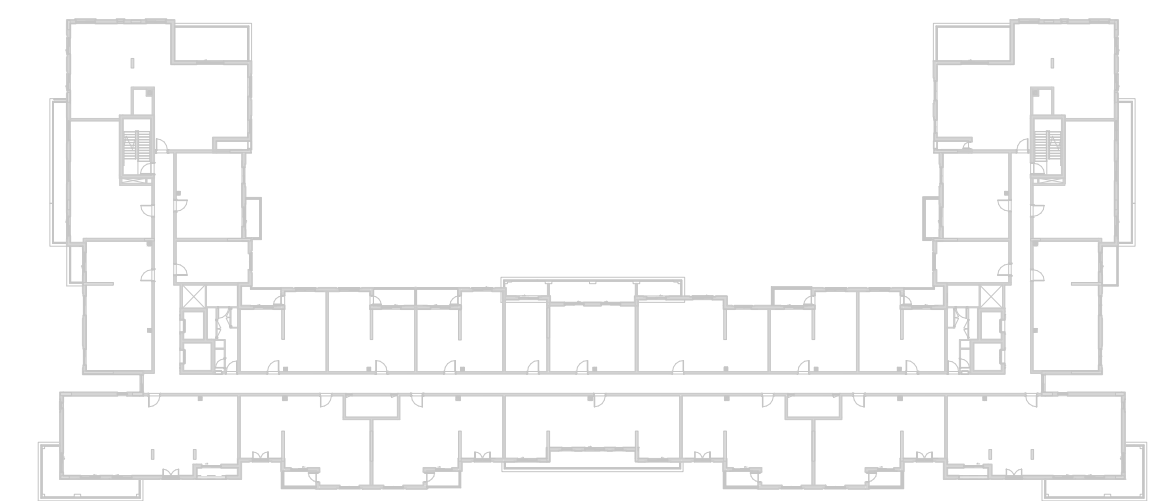
LEVEL
02, 03, 04



LEVEL
05



LEVEL
06



EAGLE
HILLS



جزيرة مريم
MARYAM ISLAND

Disclaimer:

1. All room dimensions are measured to structural elements and exclude all finishes and construction tolerances. **2.** All dimensions have been provided by our consultant architects. **3.** All materials, dimensions and drawings are approximate. Information is subject to change without notice. **4.** Actual suite area may vary from the stated area. Drawings not to scale. The developer reserves the right to make revisions. **5.** Calculation of suite area is measured as the area bounded by the centre line of the demising or partition walls separating one unit from another unit, the exterior face of all exterior walls, and the exterior face of the corridor wall enclosing the adjoining unit. **6.** Calculation of balcony area is measured as the area bounded by the centre line of the demising or partition walls separating one unit from another unit, the out most face of the enclosing guard and the external face of the unit adjoining the balcony. **7.** The units are measured at typical floor in the building. Columns may vary in size depending on the floor level.

سَيَان

بيتش رزیدنس

CYAN BEACH RESIDENCE

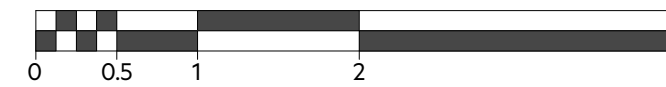
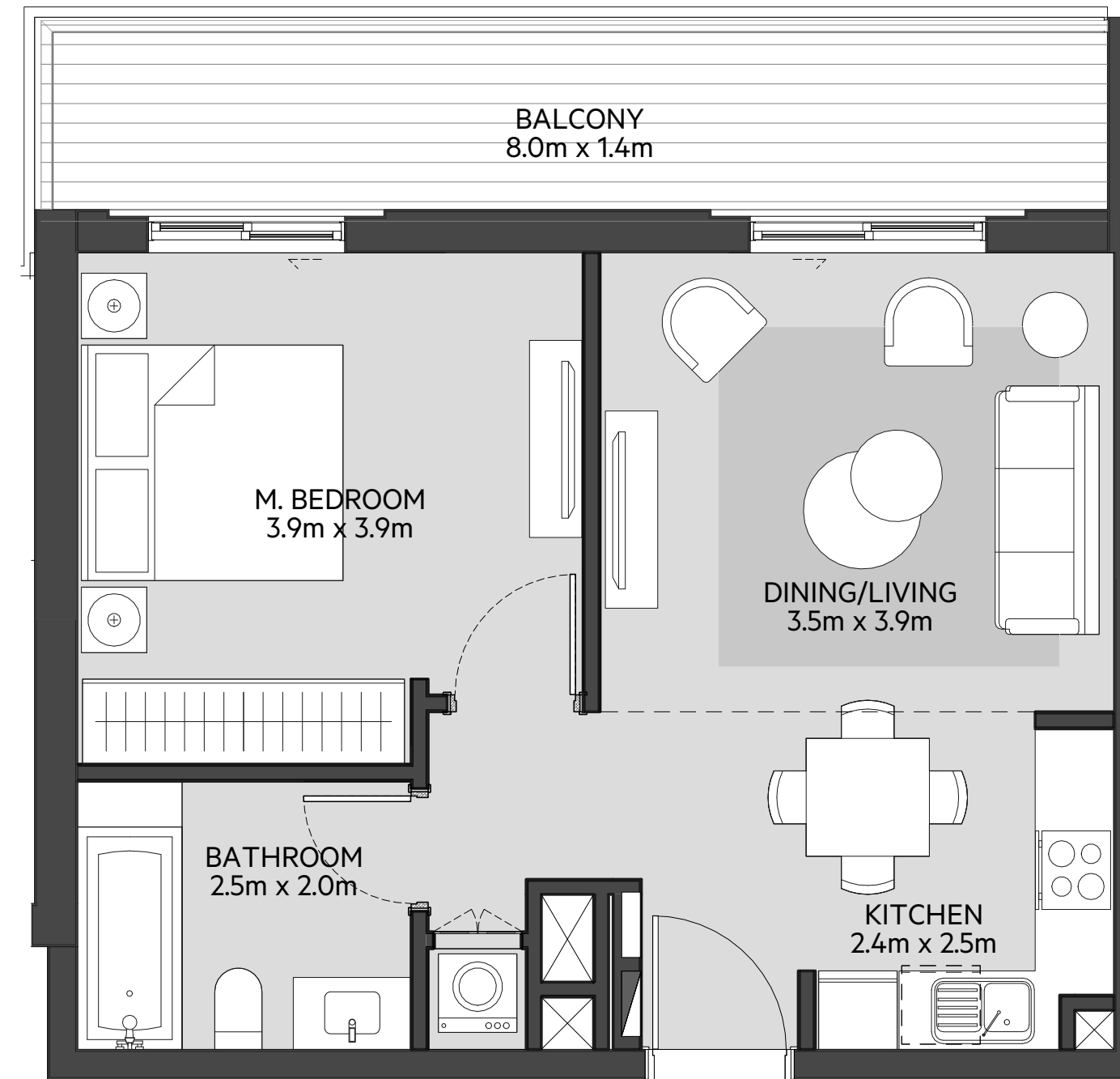
1_BEDROOM **TYPE 1A-1 M**

UNIT NO. 116

SUITE AREA **55.10 m² / 593 ft²**

BALCONY AREA **11.87 m² / 128 ft²**

TOTAL AREA **66.97 m² / 721 ft²**

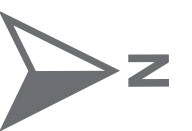
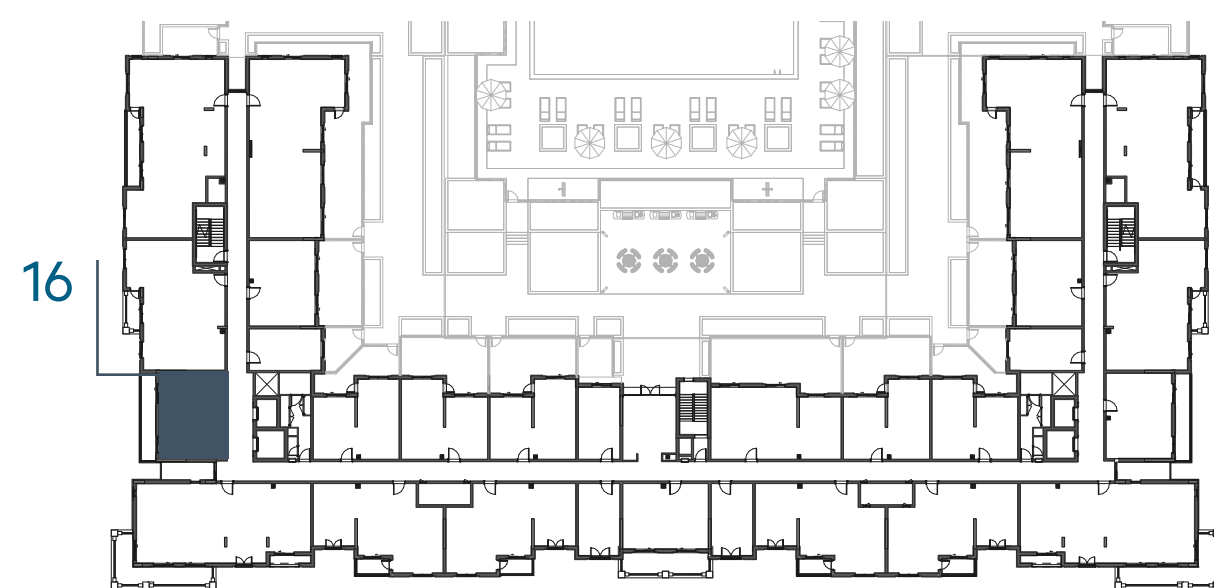


LEVEL
01

LEVEL
02, 03, 04

LEVEL
05

LEVEL
06



جزيرة مريم
MARYAM ISLAND

Disclaimer:

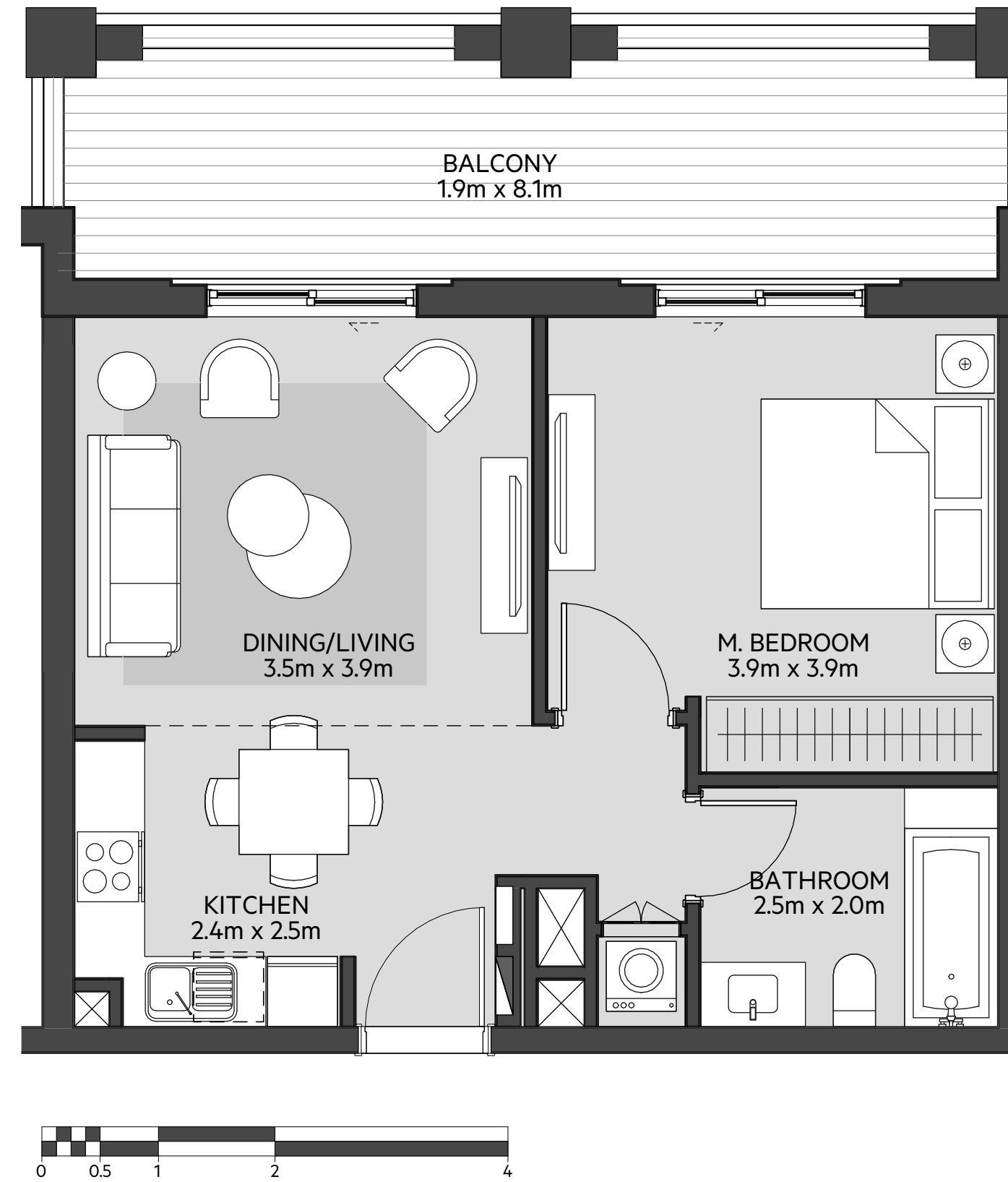
1. All room dimensions are measured to structural elements and exclude all finishes and construction tolerances. **2.** All dimensions have been provided by our consultant architects. **3.** All materials, dimensions and drawings are approximate. Information is subject to change without notice. **4.** Actual suite area may vary from the stated area. Drawings not to scale. The developer reserves the right to make revisions. **5.** Calculation of suite area is measured as the area bounded by the centre line of the demising or partition walls separating one unit from another unit, the exterior face of all exterior walls, and the exterior face of the corridor wall enclosing the adjoining unit. **6.** Calculation of balcony area is measured as the area bounded by the centre line of the demising or partition walls separating one unit from another unit, the out most face of the enclosing guard and the external face of the unit adjoining the balcony. **7.** The units are measured at typical floor in the building. Columns may vary in size depending on the floor level.

سَيَان

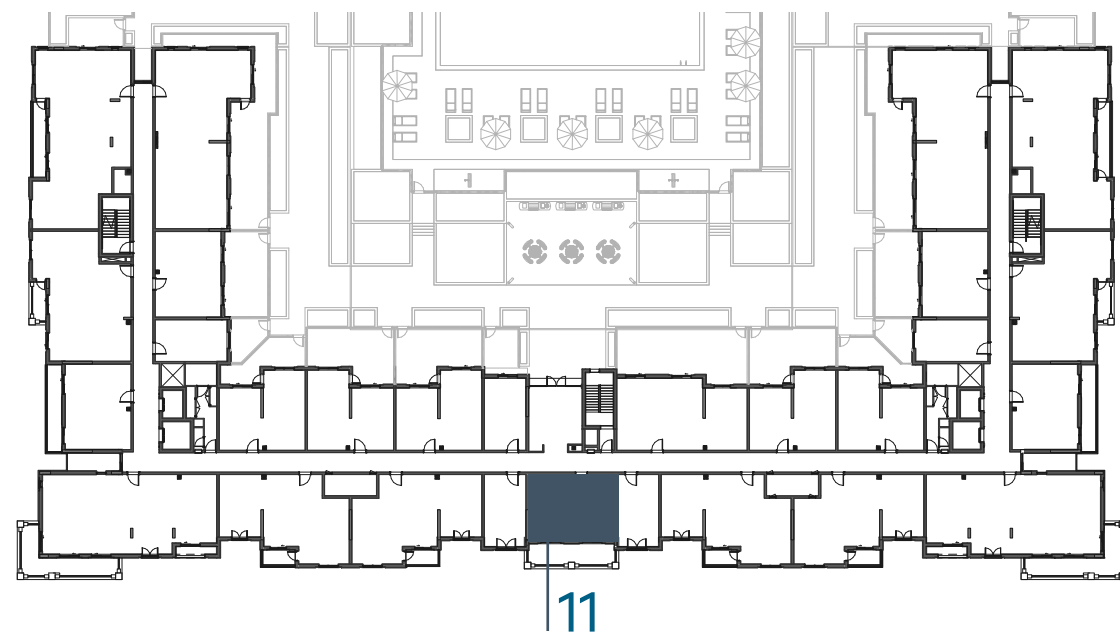
بيتش رزیدنس

CYAN BEACH RESIDENCE

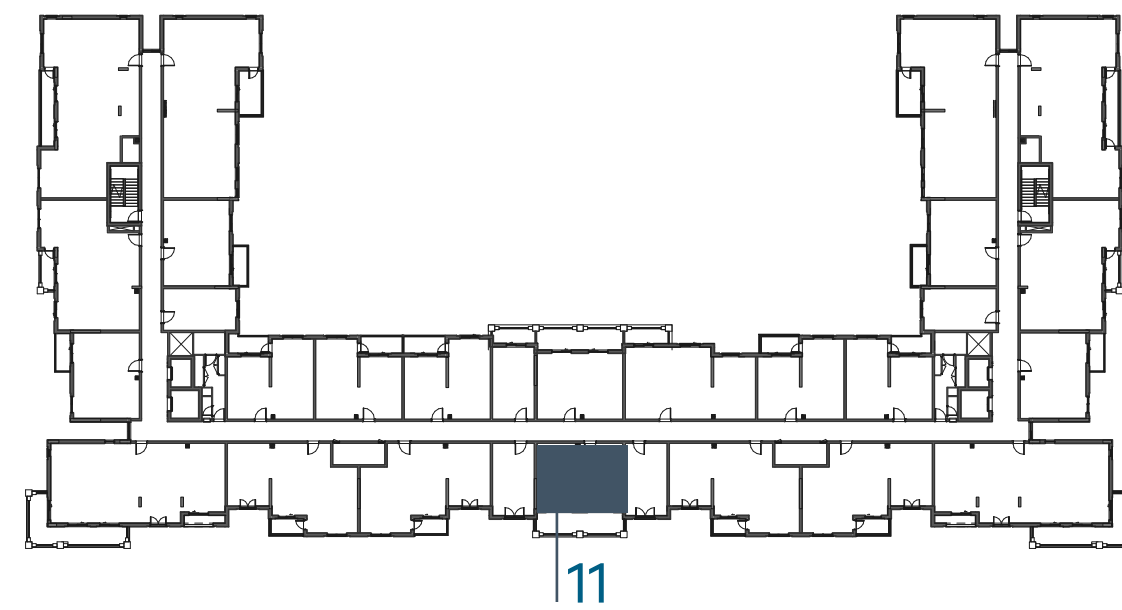
1_BEDROOM	TYPE 1A-2
UNIT NO.	111,211,311,411,510
SUITE AREA	54.14 m² / 583 ft²
BALCONY AREA	16.99 m² / 182 ft²
TOTAL AREA	71.13 m² / 765 ft²



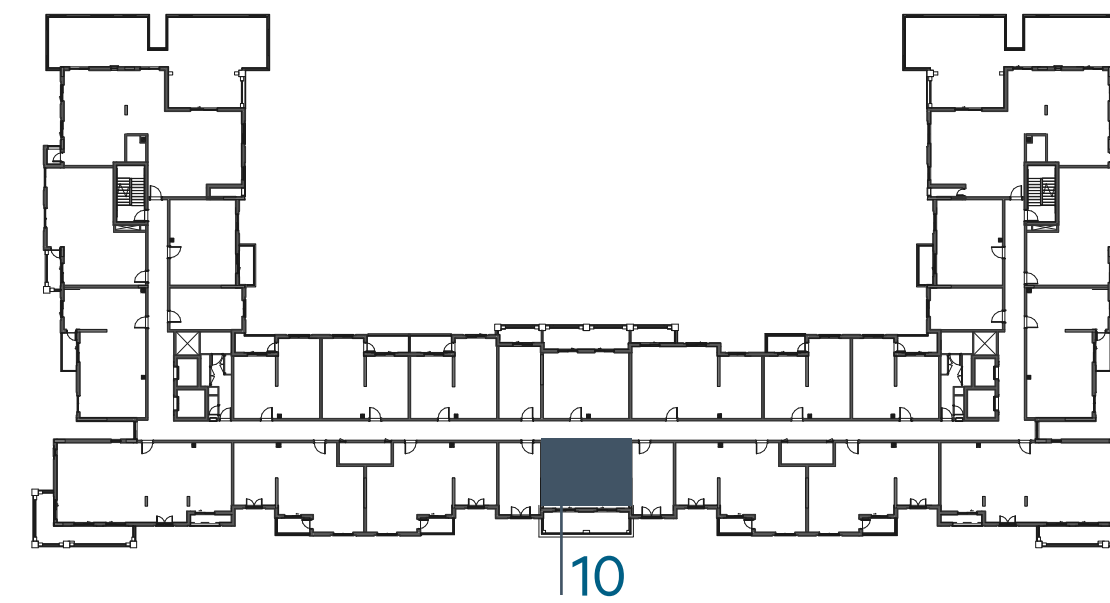
LEVEL
01



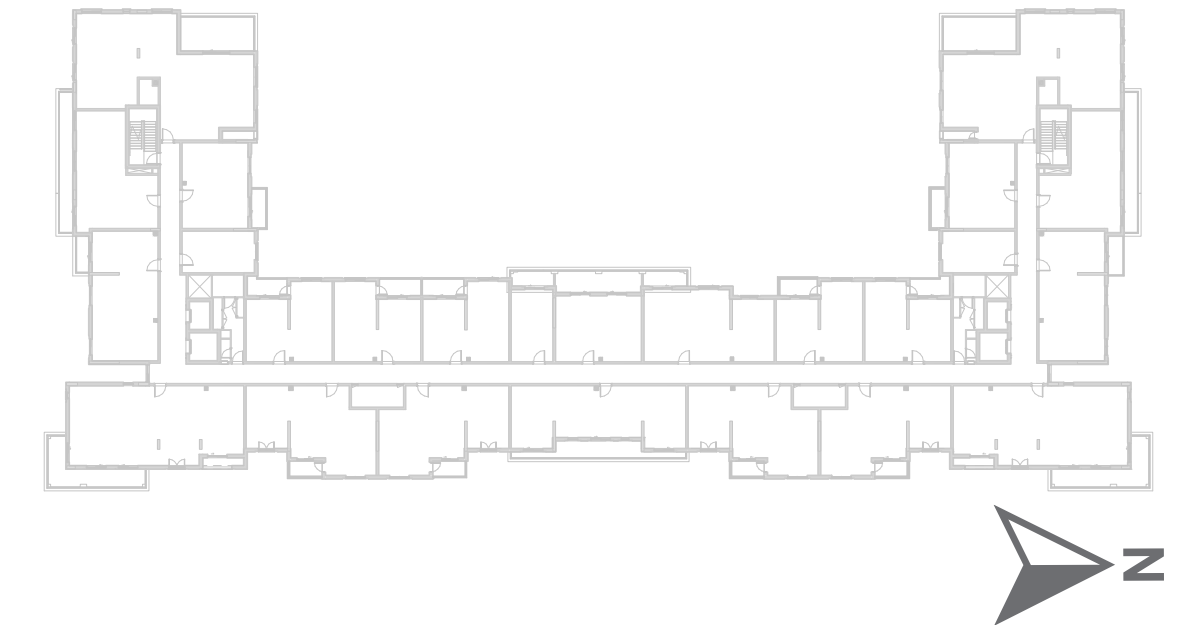
LEVEL
02, 03, 04



LEVEL
05



LEVEL
06



جزيرة مريم
MARYAM ISLAND

Disclaimer:

1. All room dimensions are measured to structural elements and exclude all finishes and construction tolerances. **2.** All dimensions have been provided by our consultant architects. **3.** All materials, dimensions and drawings are approximate. Information is subject to change without notice. **4.** Actual suite area may vary from the stated area. Drawings not to scale. The developer reserves the right to make revisions. **5.** Calculation of suite area is measured as the area bounded by the centre line of the demising or partition walls separating one unit from another unit, the exterior face of all exterior walls, and the exterior face of the corridor wall enclosing the adjoining unit. **6.** Calculation of balcony area is measured as the area bounded by the centre line of the demising or partition walls separating one unit from another unit, the out most face of the enclosing guard and the external face of the unit adjoining the balcony. **7.** The units are measured at typical floor in the building. Columns may vary in size depending on the floor level.

سَيَان

بيتش رزیدنس

CYAN BEACH RESIDENCE

1_BEDROOM **TYPE 1A-3**

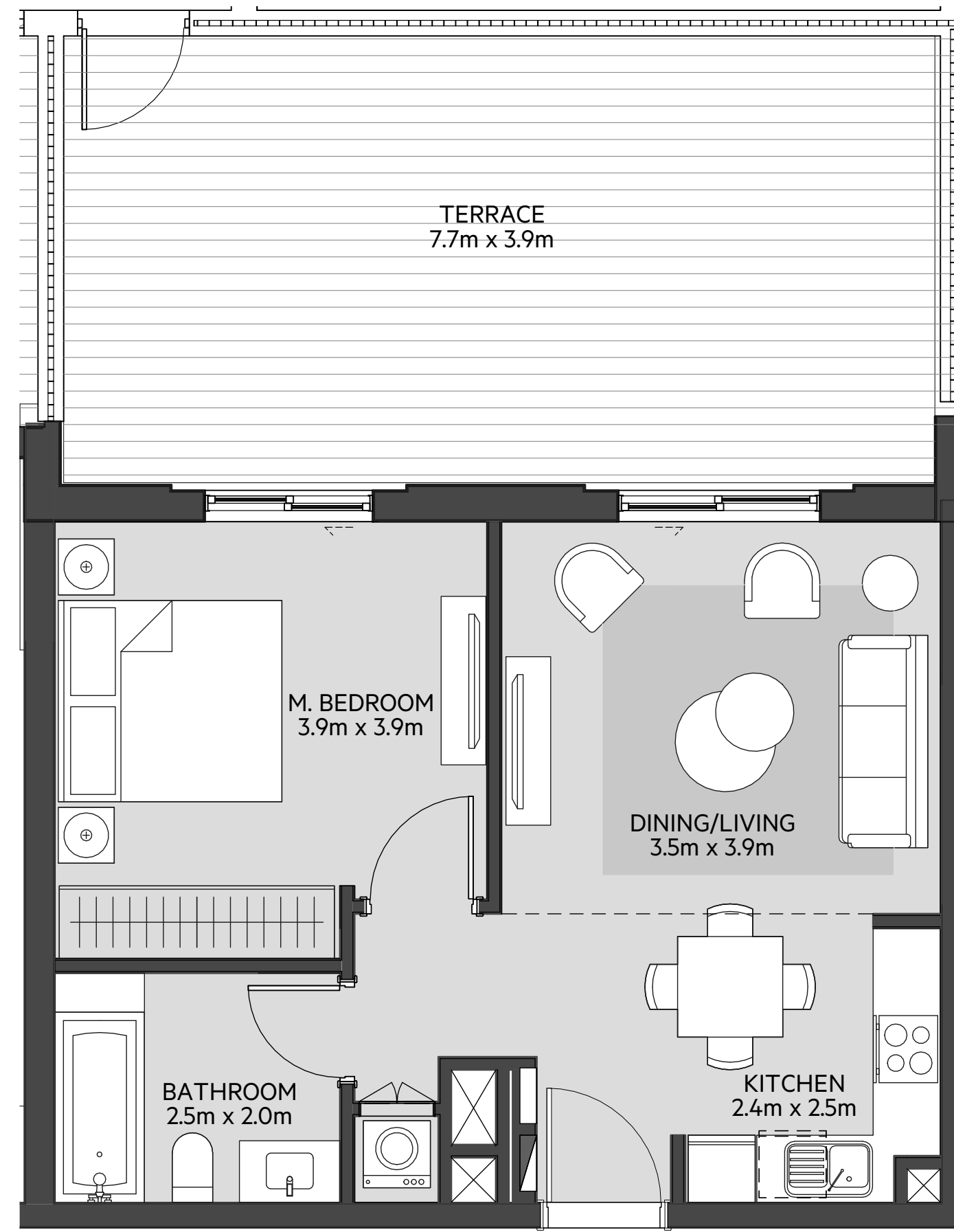
UNIT NO. 102

SUITE AREA **54.13 m² / 582 ft²**

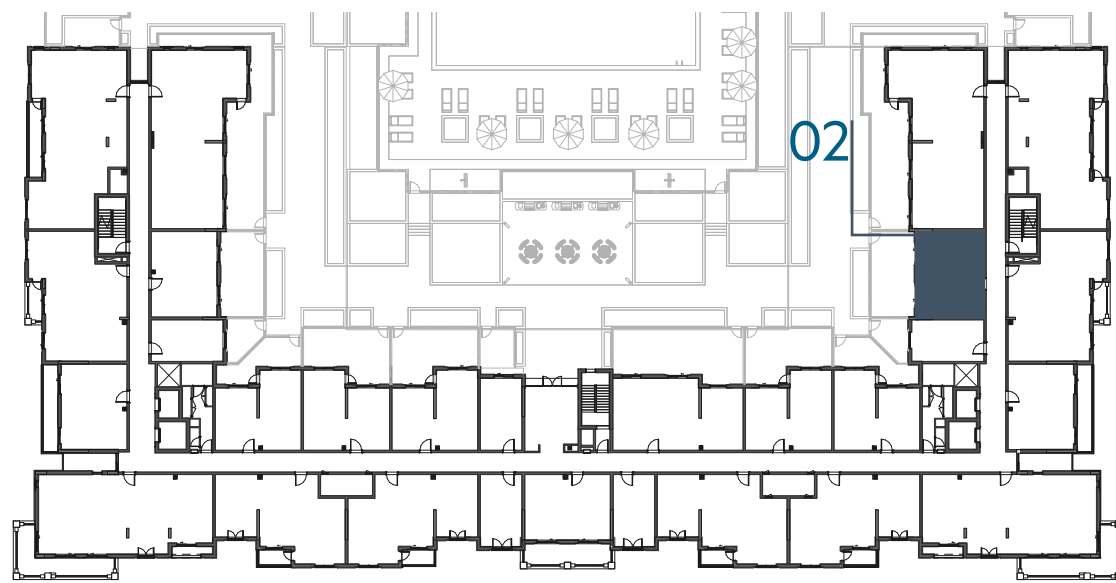
BALCONY AREA **0.00 m² / 000 ft²**

TOTAL AREA **54.13 m² / 582 ft²**

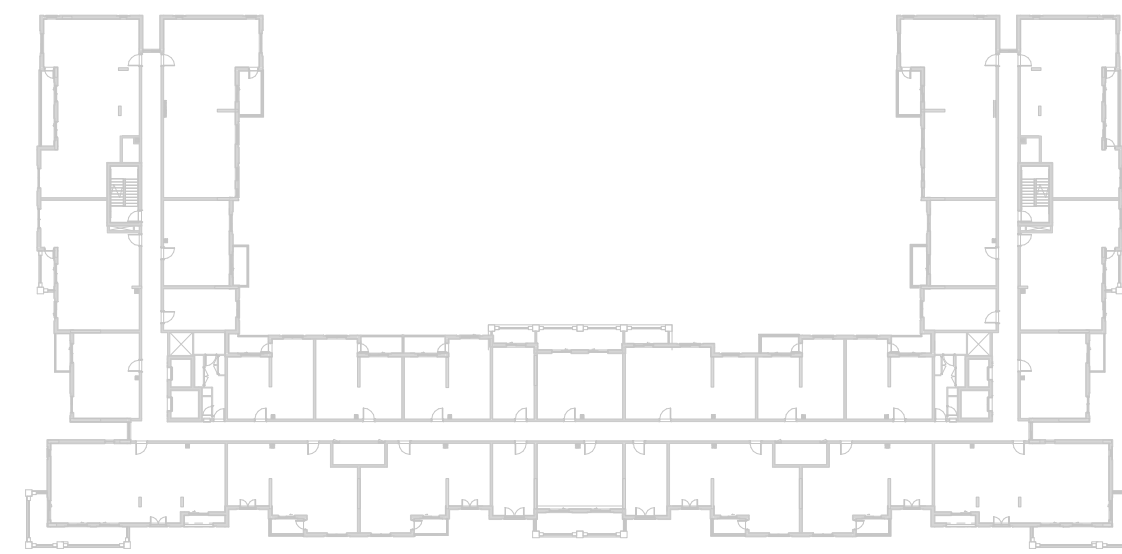
GARDEN TERRACE **33.26 m² / 358 ft²**



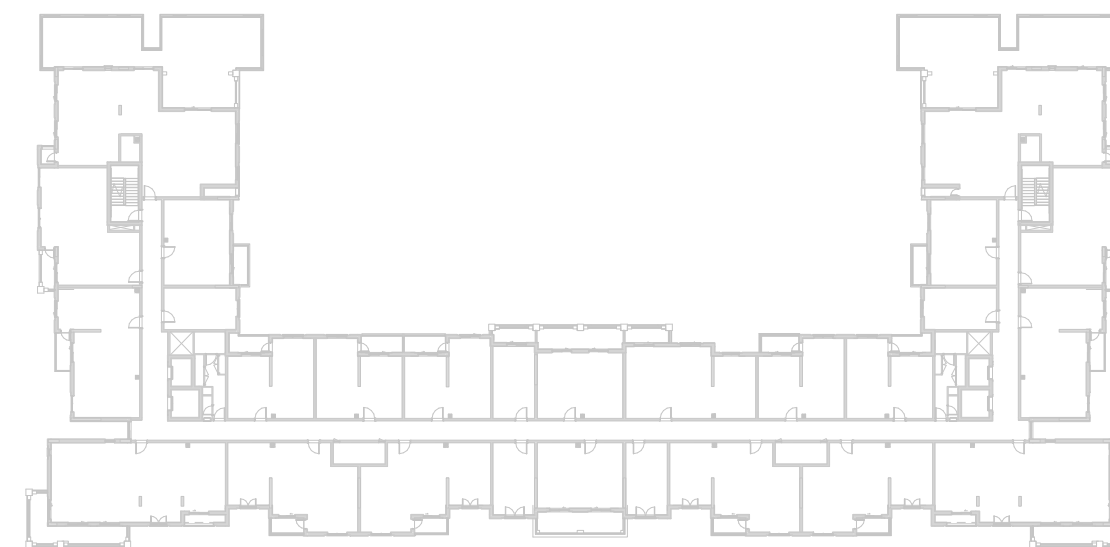
LEVEL
01



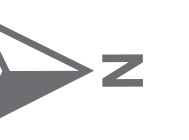
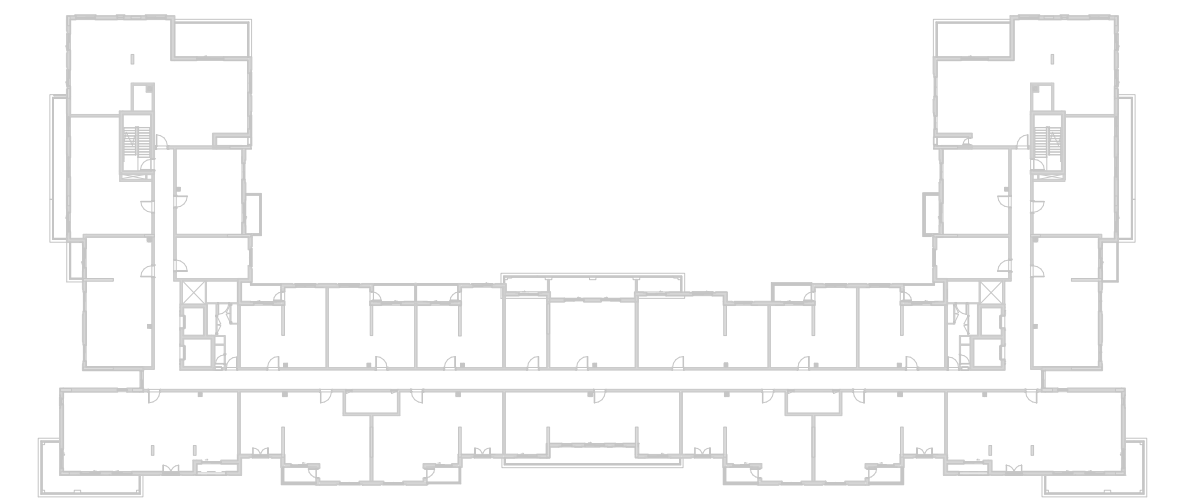
LEVEL
02, 03, 04



LEVEL
05



LEVEL
06



EAGLE
HILLS



جزيرة مريم
MARYAM ISLAND

Disclaimer:

1. All room dimensions are measured to structural elements and exclude all finishes and construction tolerances. **2.** All dimensions have been provided by our consultant architects. **3.** All materials, dimensions and drawings are approximate. Information is subject to change without notice. **4.** Actual suite area may vary from the stated area. Drawings not to scale. The developer reserves the right to make revisions. **5.** Calculation of suite area is measured as the area bounded by the centre line of the demising or partition walls separating one unit from another unit, the exterior face of all exterior walls, and the exterior face of the corridor wall enclosing the adjoining unit. **6.** Calculation of balcony area is measured as the area bounded by the centre line of the demising or partition walls separating one unit from another unit, the out most face of the enclosing guard and the external face of the unit adjoining the balcony. **7.** The units are measured at typical floor in the building. Columns may vary in size depending on the floor level.

سَيَان

بيتش رزیدنس CYAN BEACH RESIDENCE

1_BEDROOM **TYPE 1A-3 M**

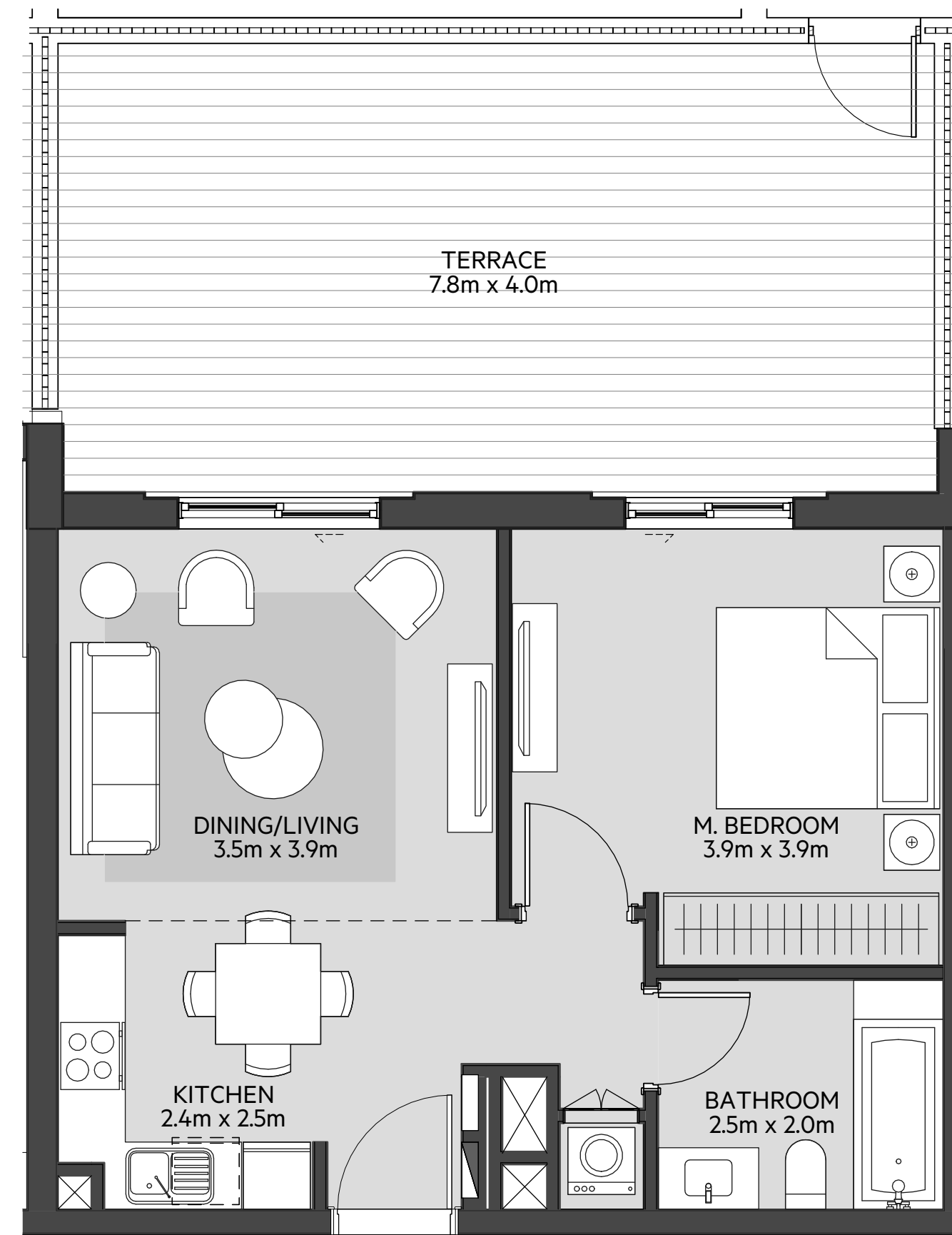
UNIT NO. 120

SUITE AREA **54.13 m² / 582 ft²**

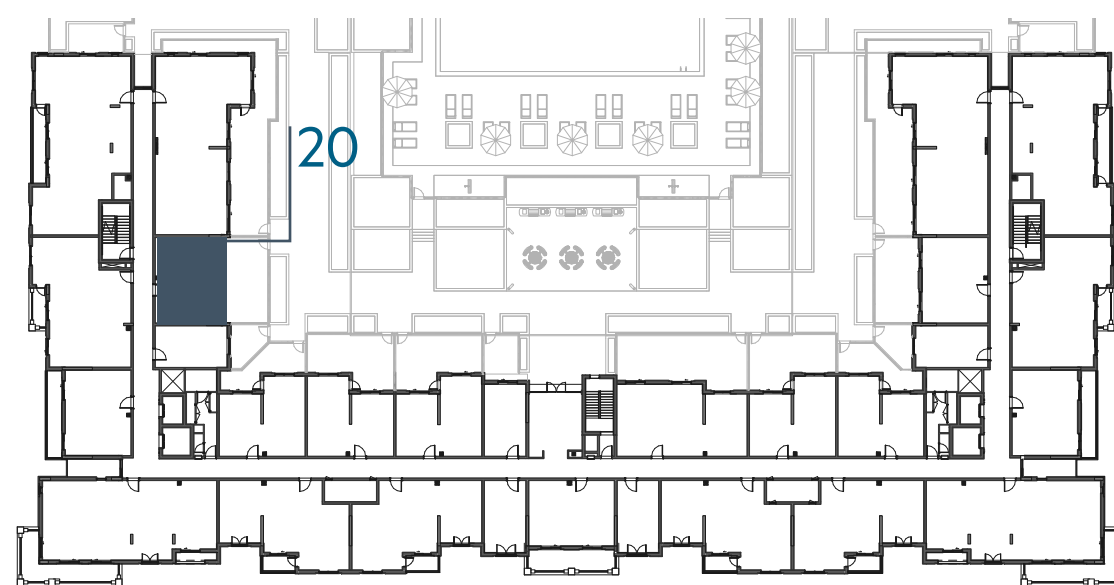
BALCONY AREA **0.00 m² / 000 ft²**

TOTAL AREA **54.13 m² / 582 ft²**

GARDEN TERRACE **33.26 m² / 358 ft²**



LEVEL
01



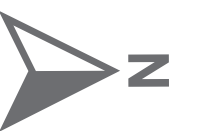
LEVEL
02, 03, 04



LEVEL
05



LEVEL
06



EAGLE
HILLS



جزيرة مريم
MARYAM ISLAND

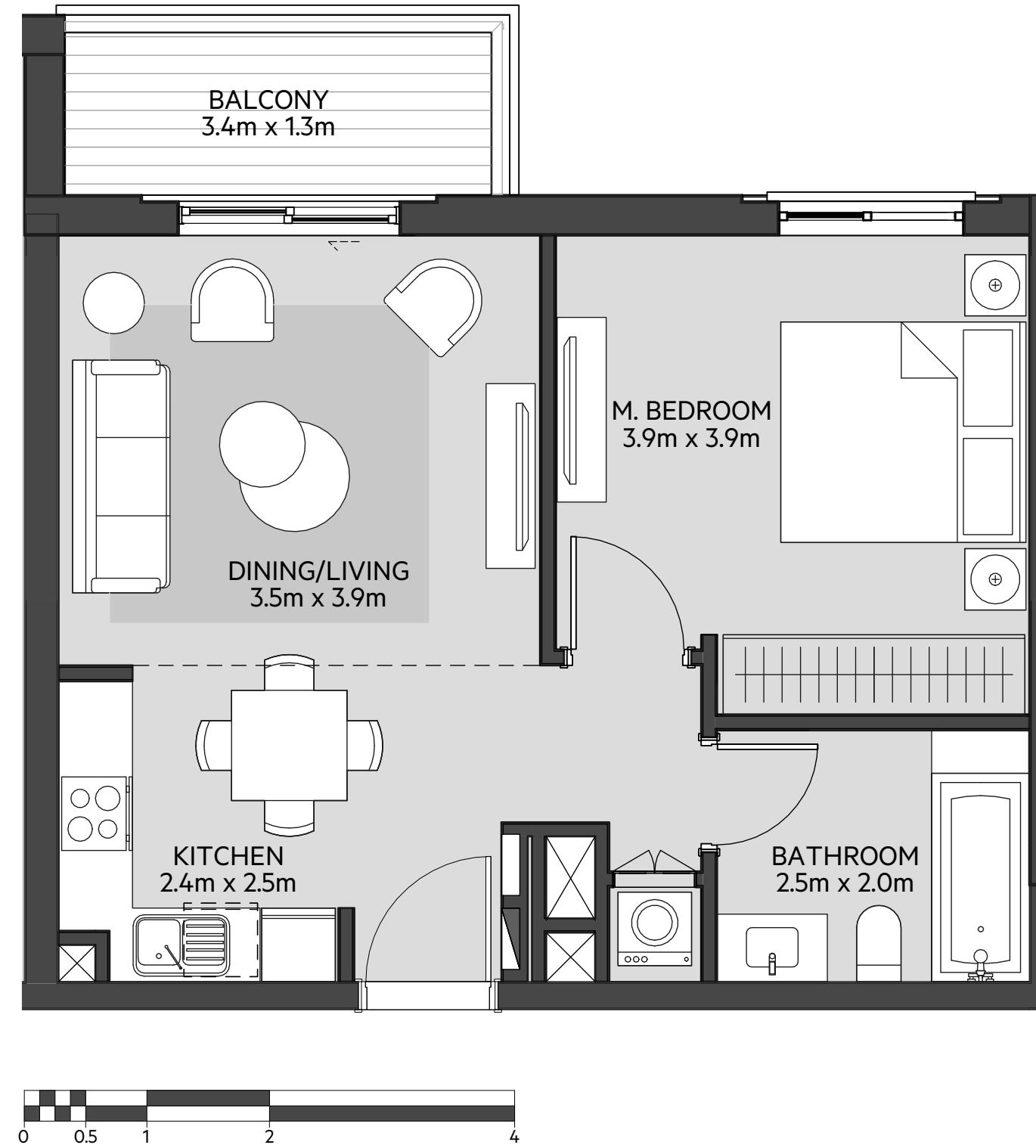
Disclaimer:

1. All room dimensions are measured to structural elements and exclude all finishes and construction tolerances. **2.** All dimensions have been provided by our consultant architects. **3.** All materials, dimensions and drawings are approximate. Information is subject to change without notice. **4.** Actual suite area may vary from the stated area. Drawings not to scale. The developer reserves the right to make revisions. **5.** Calculation of suite area is measured as the area bounded by the centre line of the demising or partition walls separating one unit from another unit, the exterior face of all exterior walls, and the exterior face of the corridor wall enclosing the adjoining unit. **6.** Calculation of balcony area is measured as the area bounded by the centre line of the demising or partition walls separating one unit from another unit, the out most face of the enclosing guard and the external face of the unit adjoining the balcony. **7.** The units are measured at typical floor in the building. Columns may vary in size depending on the floor level.

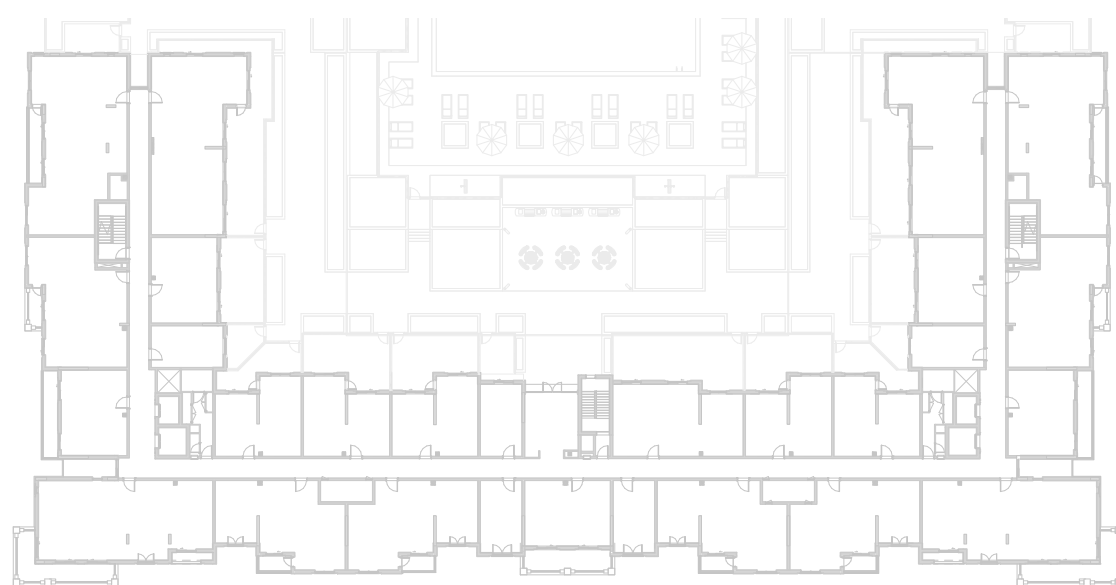
سَيَان

بيتش رزیدنس CYAN BEACH RESIDENCE

1_BEDROOM	TYPE 1A-4
UNIT NO.	206,306,406
SUITE AREA	55.10 m² / 593 ft²
BALCONY AREA	5.10 m² / 55 ft²
TOTAL AREA	60.20 m² / 648 ft²



LEVEL
01



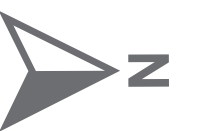
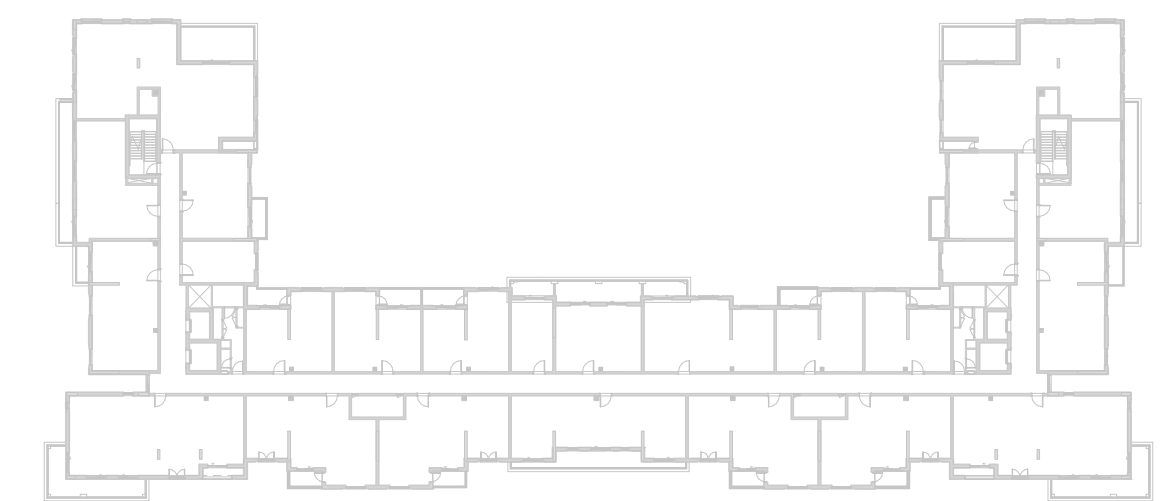
LEVEL
02, 03, 04



LEVEL
05



LEVEL
06



EAGLE
HILLS



جزيرة مريم
MARYAM ISLAND

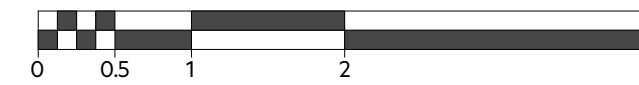
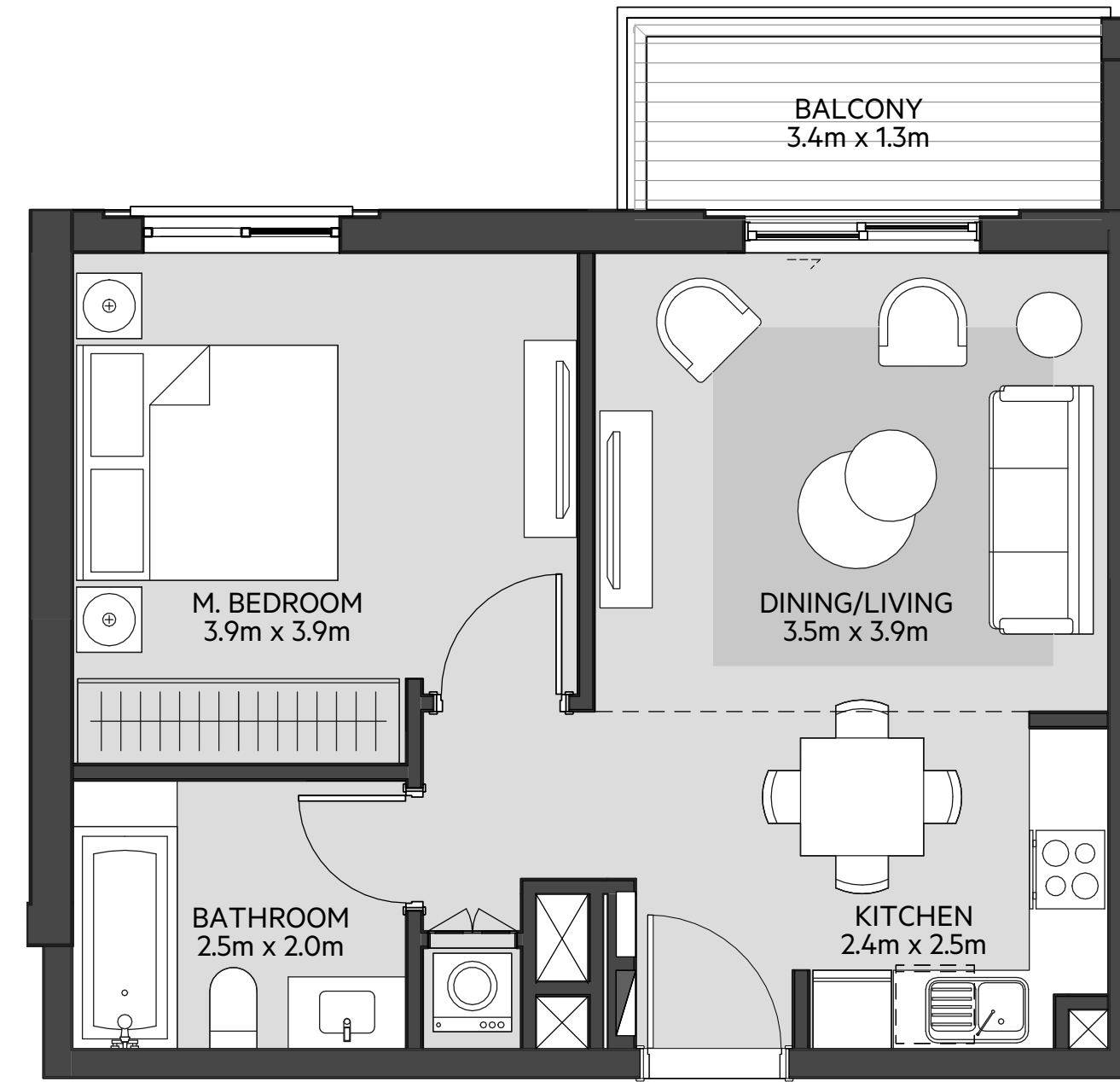
Disclaimer:

1. All room dimensions are measured to structural elements and exclude all finishes and construction tolerances. **2.** All dimensions have been provided by our consultant architects. **3.** All materials, dimensions and drawings are approximate. Information is subject to change without notice. **4.** Actual suite area may vary from the stated area. Drawings not to scale. The developer reserves the right to make revisions. **5.** Calculation of suite area is measured as the area bounded by the centre line of the demising or partition walls separating one unit from another unit, the exterior face of all exterior walls, and the exterior face of the corridor wall enclosing the adjoining unit. **6.** Calculation of balcony area is measured as the area bounded by the centre line of the demising or partition walls separating one unit from another unit, the out most face of the enclosing guard and the external face of the unit adjoining the balcony. **7.** The units are measured at typical floor in the building. Columns may vary in size depending on the floor level.

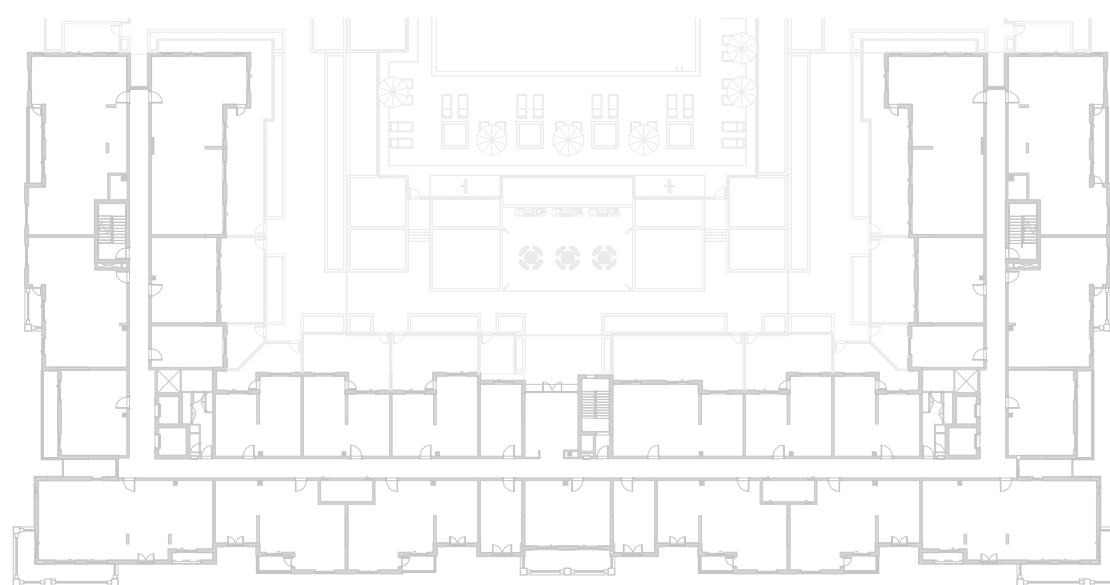
سَيَان

بيتش رزیدنس CYAN BEACH RESIDENCE

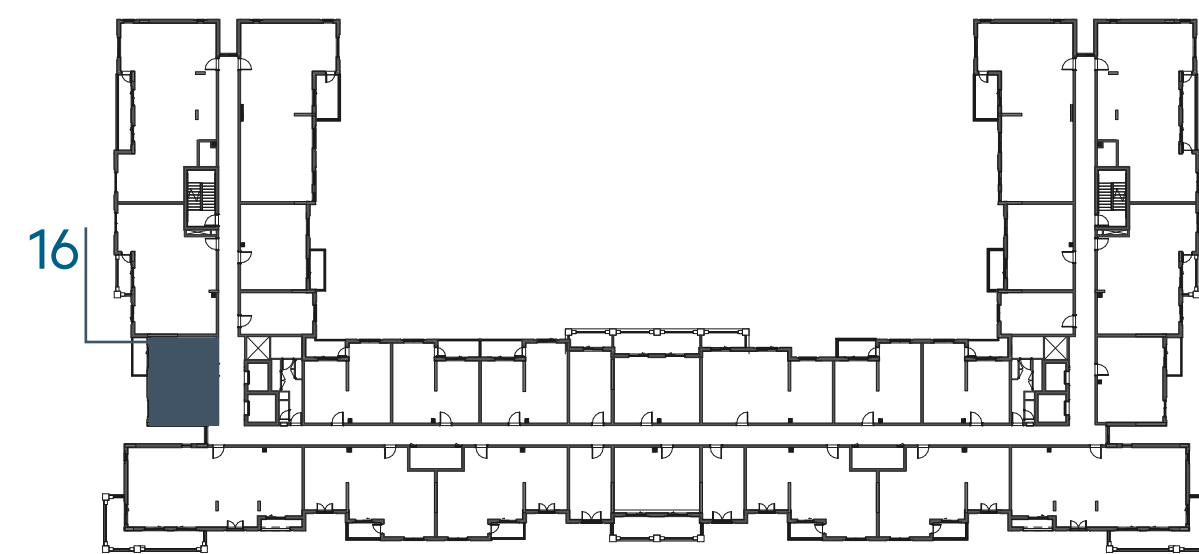
1_BEDROOM	TYPE 1A-4 M
UNIT NO.	216,316,416
SUITE AREA	55.10 m² / 593 ft²
BALCONY AREA	5.10 m² / 55 ft²
TOTAL AREA	60.20 m² / 648 ft²



LEVEL
01



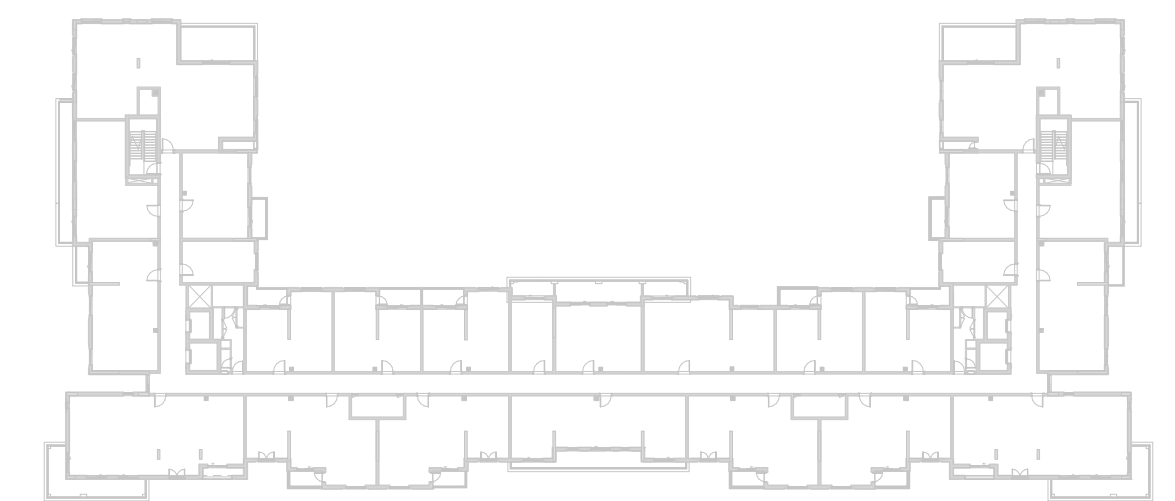
LEVEL
02, 03, 04



LEVEL
05



LEVEL
06



EAGLE
HILLS



جزيرة مريم
MARYAM ISLAND

Disclaimer:

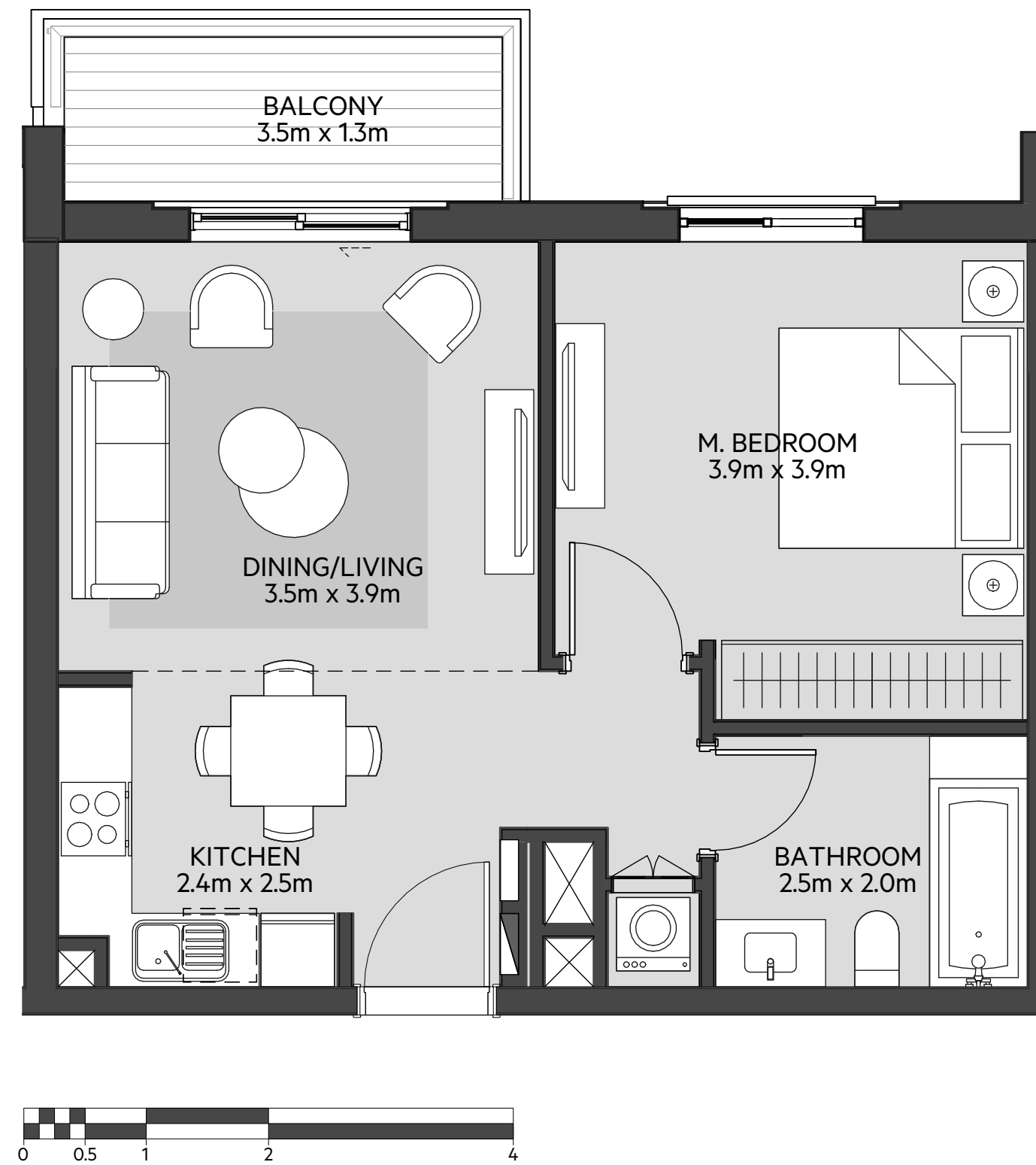
1. All room dimensions are measured to structural elements and exclude all finishes and construction tolerances. **2.** All dimensions have been provided by our consultant architects. **3.** All materials, dimensions and drawings are approximate. Information is subject to change without notice. **4.** Actual suite area may vary from the stated area. Drawings not to scale. The developer reserves the right to make revisions. **5.** Calculation of suite area is measured as the area bounded by the centre line of the demising or partition walls separating one unit from another unit, the exterior face of all exterior walls, and the exterior face of the corridor wall enclosing the adjoining unit. **6.** Calculation of balcony area is measured as the area bounded by the centre line of the demising or partition walls separating one unit from another unit, the out most face of the enclosing guard and the external face of the unit adjoining the balcony. **7.** The units are measured at typical floor in the building. Columns may vary in size depending on the floor level.

سَيَان

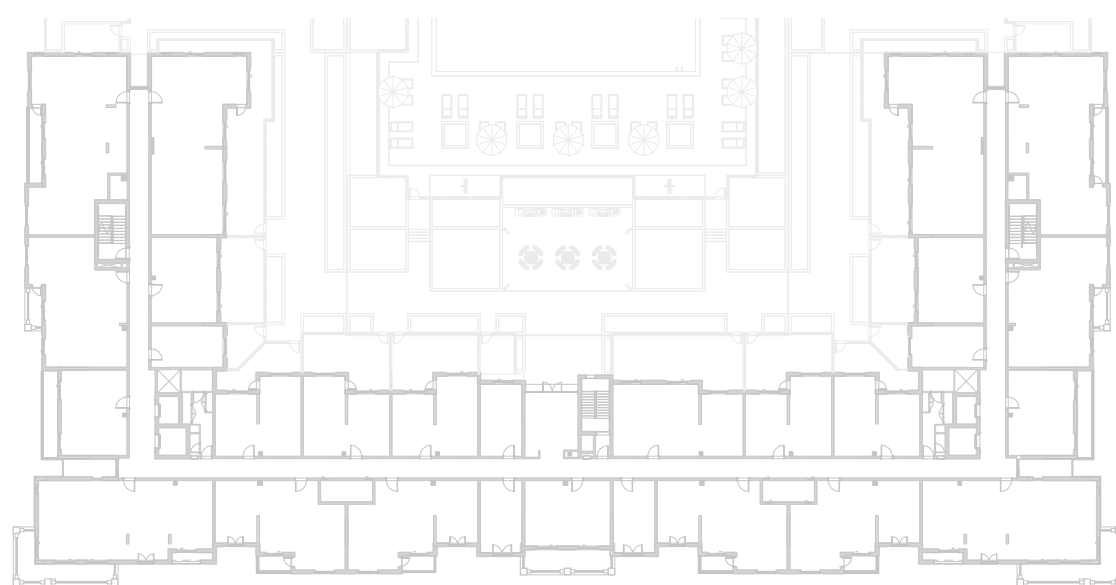
بيتش رزیدنس

CYAN BEACH RESIDENCE

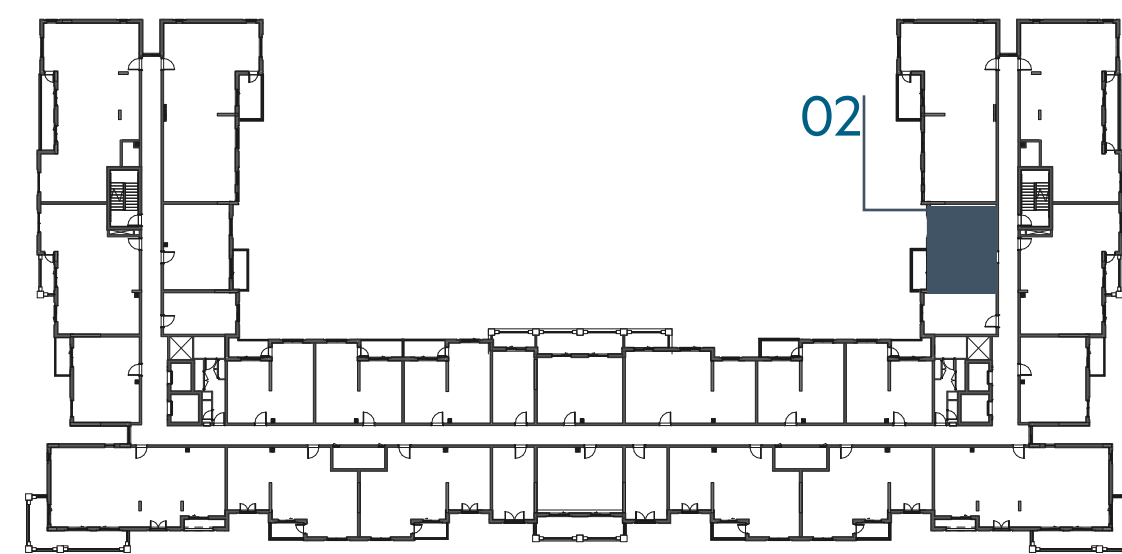
1_BEDROOM	TYPE 1A-5
UNIT NO.	202,302,402,502,602
SUITE AREA	54.14 m² / 582 ft²
BALCONY AREA	5.46 m² / 59 ft²
TOTAL AREA	59.60 m² / 641 ft²



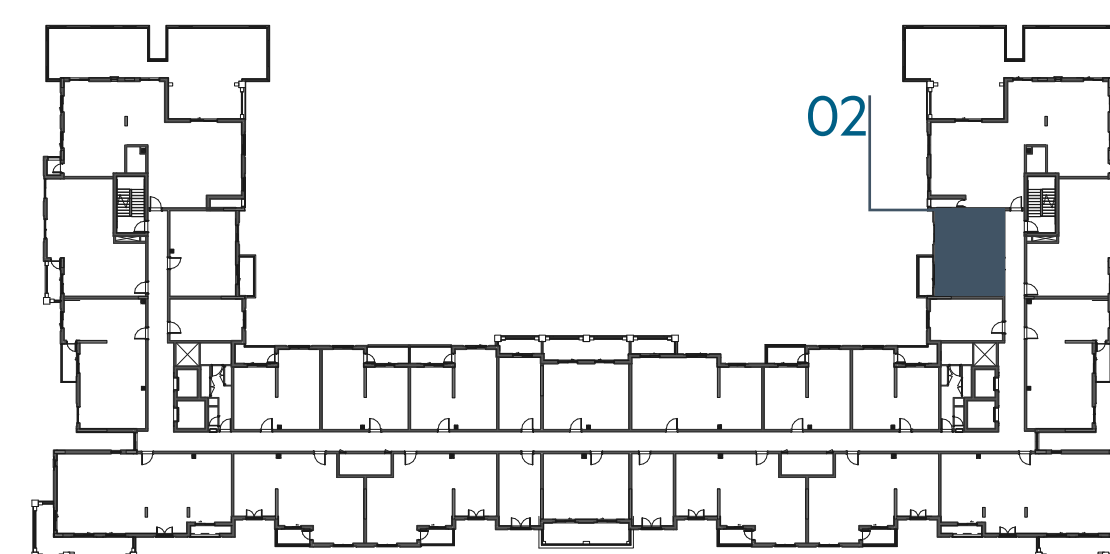
LEVEL
01



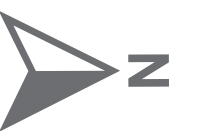
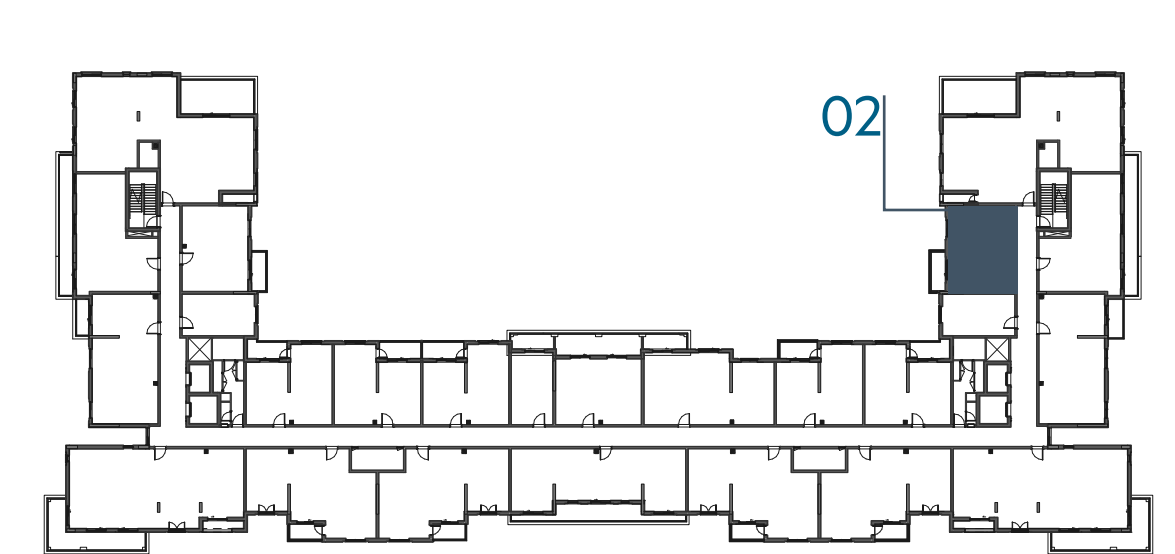
LEVEL
02, 03, 04



LEVEL
05



LEVEL
06



EAGLE
HILLS



جزيرة مريم
MARYAM ISLAND

Disclaimer:

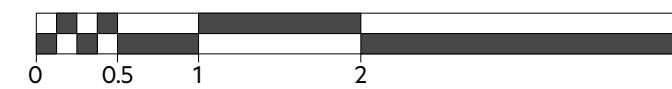
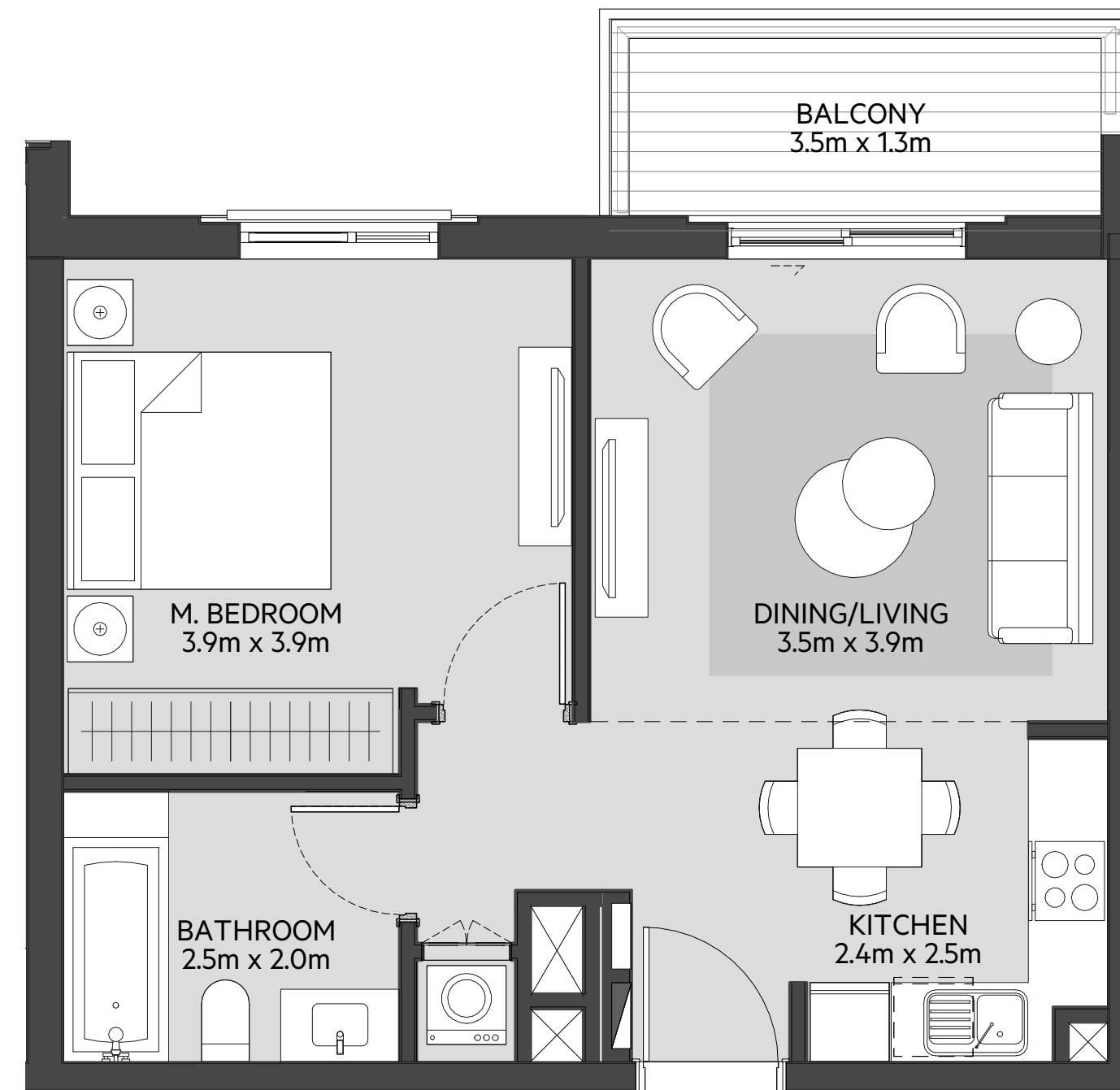
1. All room dimensions are measured to structural elements and exclude all finishes and construction tolerances. 2. All dimensions have been provided by our consultant architects. 3. All materials, dimensions and drawings are approximate. Information is subject to change without notice. 4. Actual suite area may vary from the stated area. Drawings not to scale. The developer reserves the right to make revisions. 5. Calculation of suite area is measured as the area bounded by the centre line of the demising or partition walls separating one unit from another unit, the exterior face of all exterior walls, and the exterior face of the corridor wall enclosing the adjoining unit. 6. Calculation of balcony area is measured as the area bounded by the centre line of the demising or partition walls separating one unit from another unit, the out most face of the enclosing guard and the external face of the unit adjoining the balcony. 7. The units are measured at typical floor in the building. Columns may vary in size depending on the floor level.

سَيَان

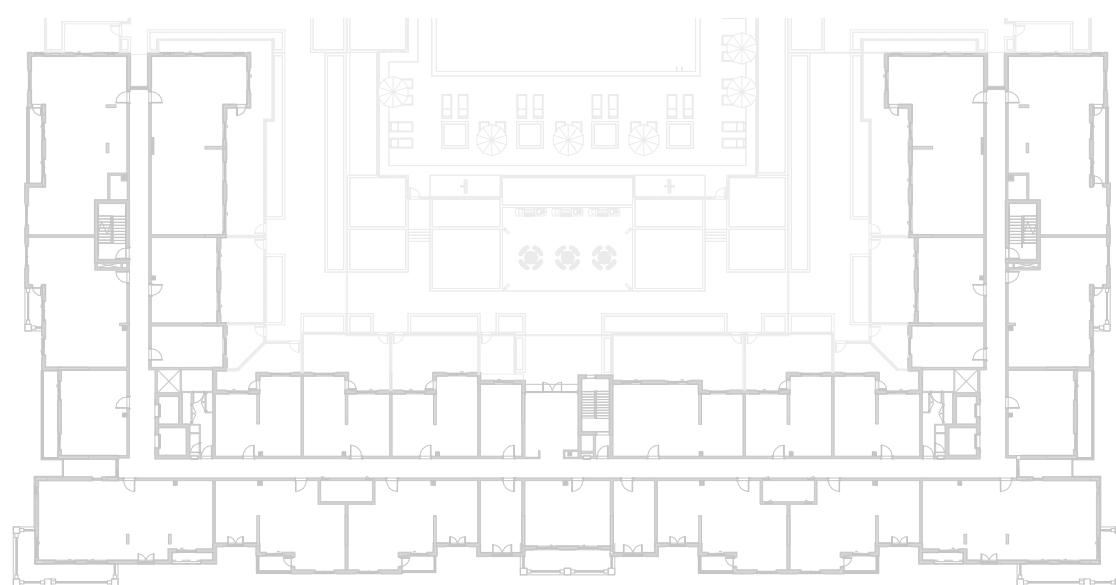
بيتش رزیدنس

CYAN BEACH RESIDENCE

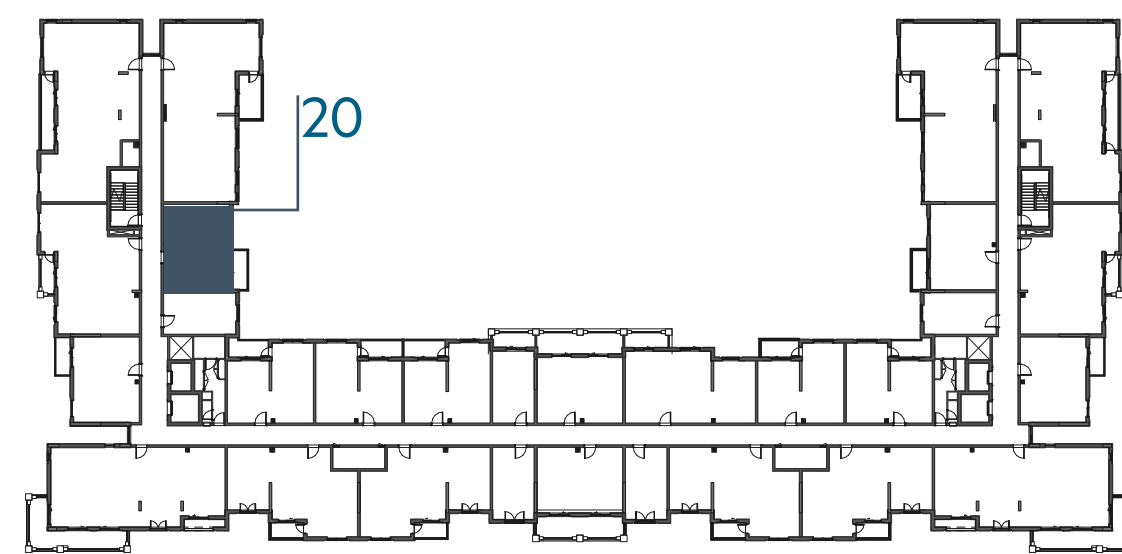
1_BEDROOM	TYPE 1A-5 M
UNIT NO.	220,320,420,518,616
SUITE AREA	54.14 m² / 582 ft²
BALCONY AREA	5.46 m² / 59 ft²
TOTAL AREA	59.60 m² / 641 ft²



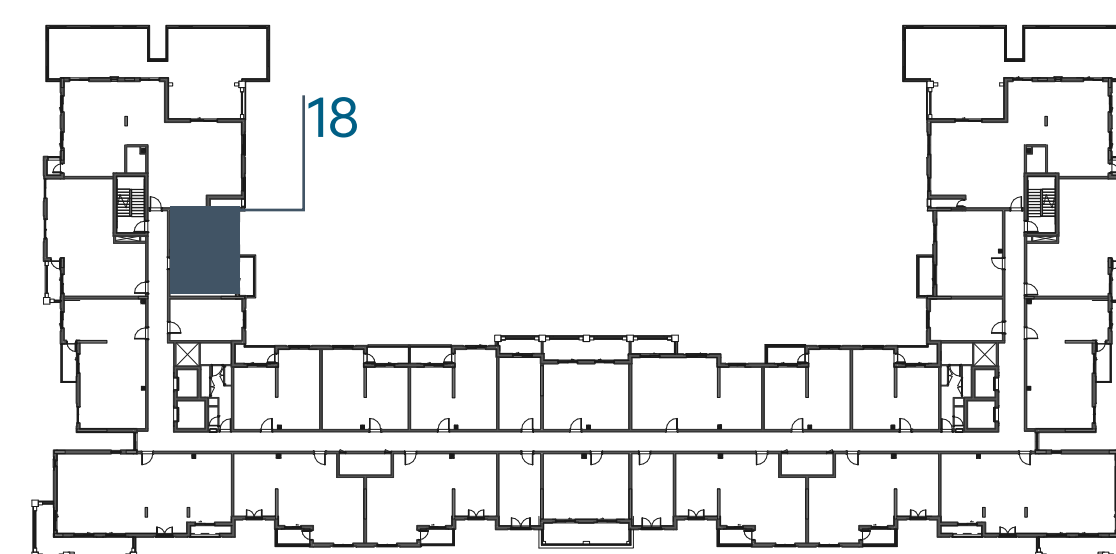
LEVEL
01



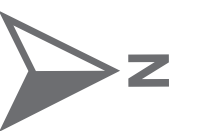
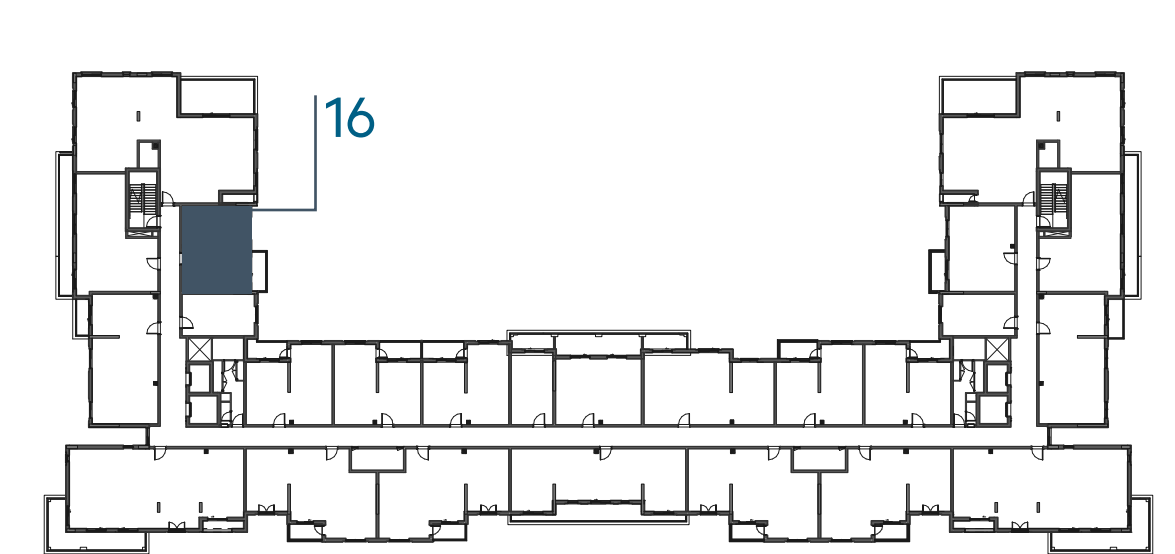
LEVEL
02, 03, 04



LEVEL
05



LEVEL
06



EAGLE
HILLS



جزيرة مريم
MARYAM ISLAND

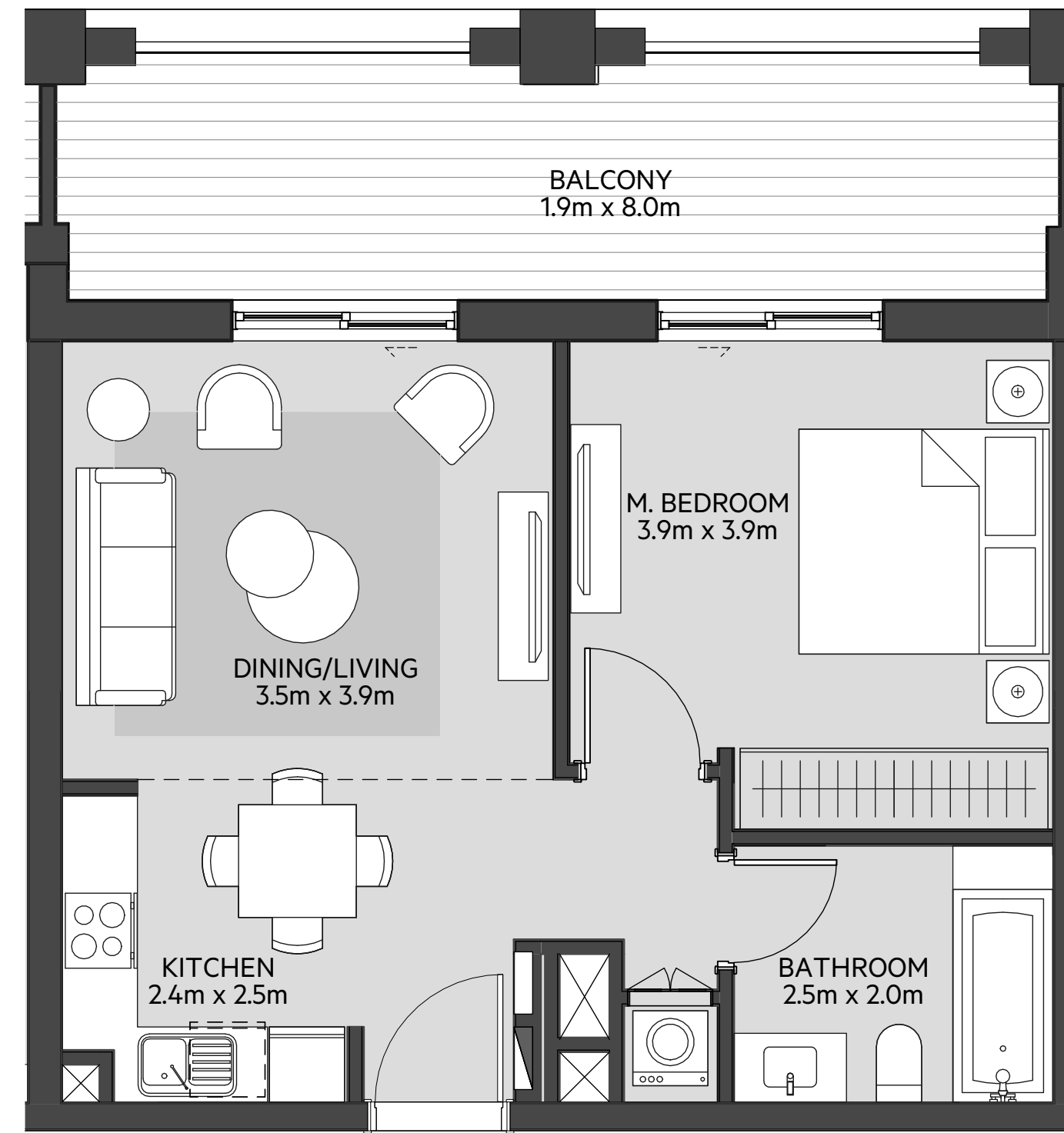
Disclaimer:

1. All room dimensions are measured to structural elements and exclude all finishes and construction tolerances. **2.** All dimensions have been provided by our consultant architects. **3.** All materials, dimensions and drawings are approximate. Information is subject to change without notice. **4.** Actual suite area may vary from the stated area. Drawings not to scale. The developer reserves the right to make revisions. **5.** Calculation of suite area is measured as the area bounded by the centre line of the demising or partition walls separating one unit from another unit, the exterior face of all exterior walls, and the exterior face of the corridor wall enclosing the adjoining unit. **6.** Calculation of balcony area is measured as the area bounded by the centre line of the demising or partition walls separating one unit from another unit, the out most face of the enclosing guard and the external face of the unit adjoining the balcony. **7.** The units are measured at typical floor in the building. Columns may vary in size depending on the floor level.

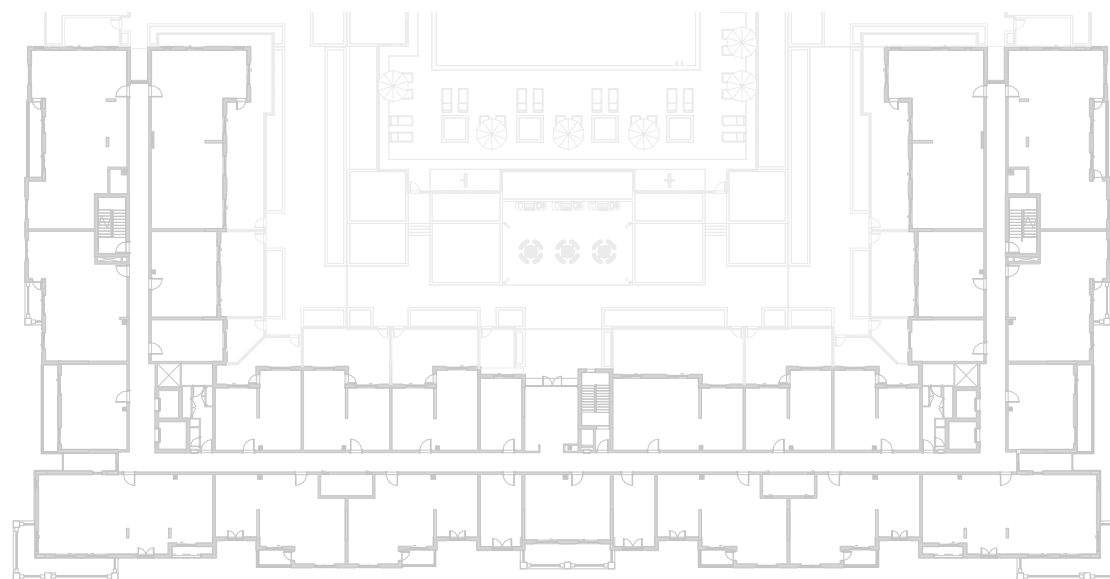
سَيَان

بيتش رزیدنس CYAN BEACH RESIDENCE

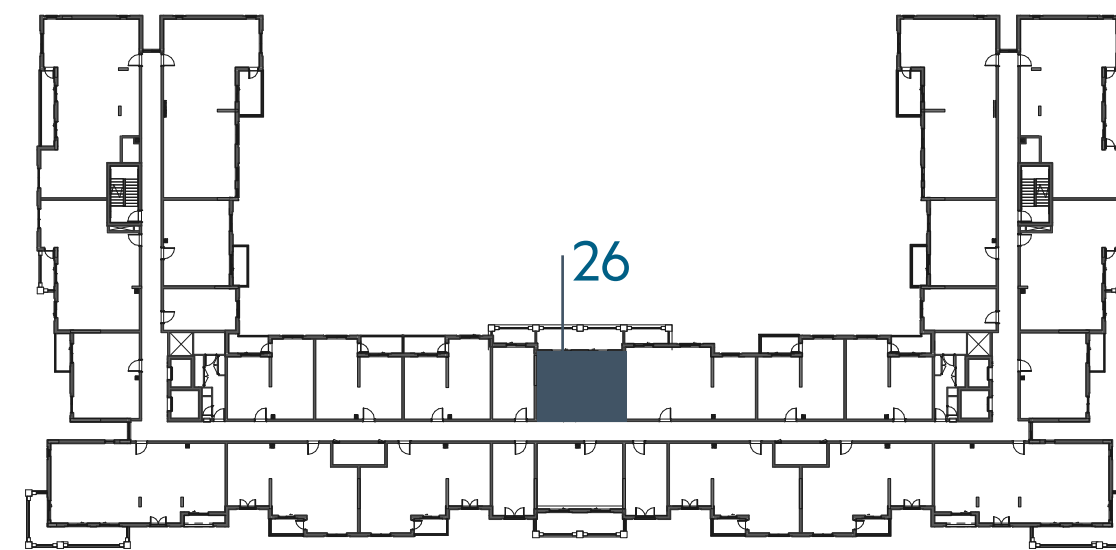
1_BEDROOM	TYPE 1A-6
UNIT NO.	226,326,426,524,622
SUITE AREA	53.97 m² / 581 ft²
BALCONY AREA	16.94m² / 182 ft²
TOTAL AREA	70.91 m² / 763 ft²



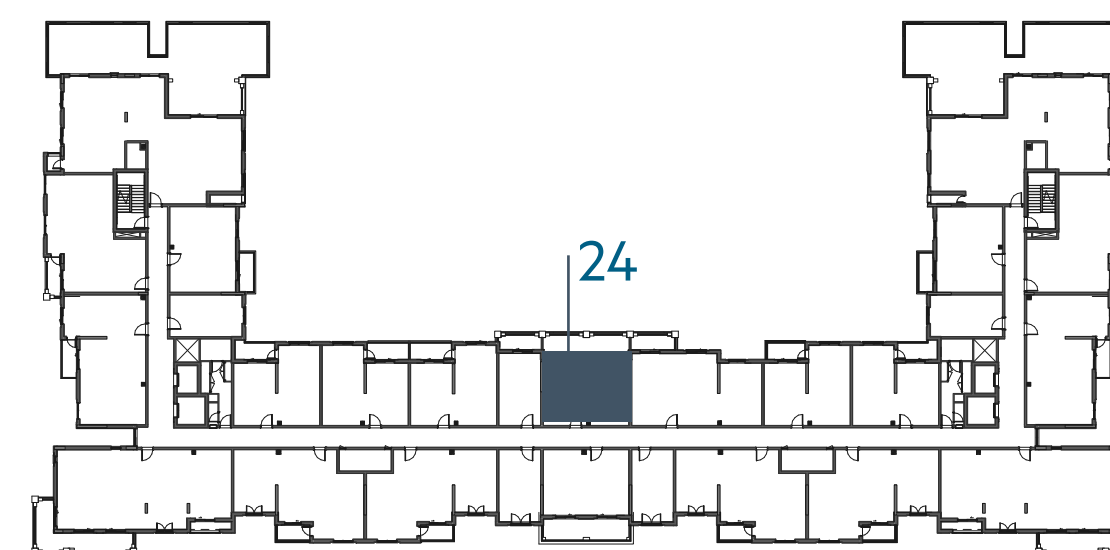
LEVEL
01



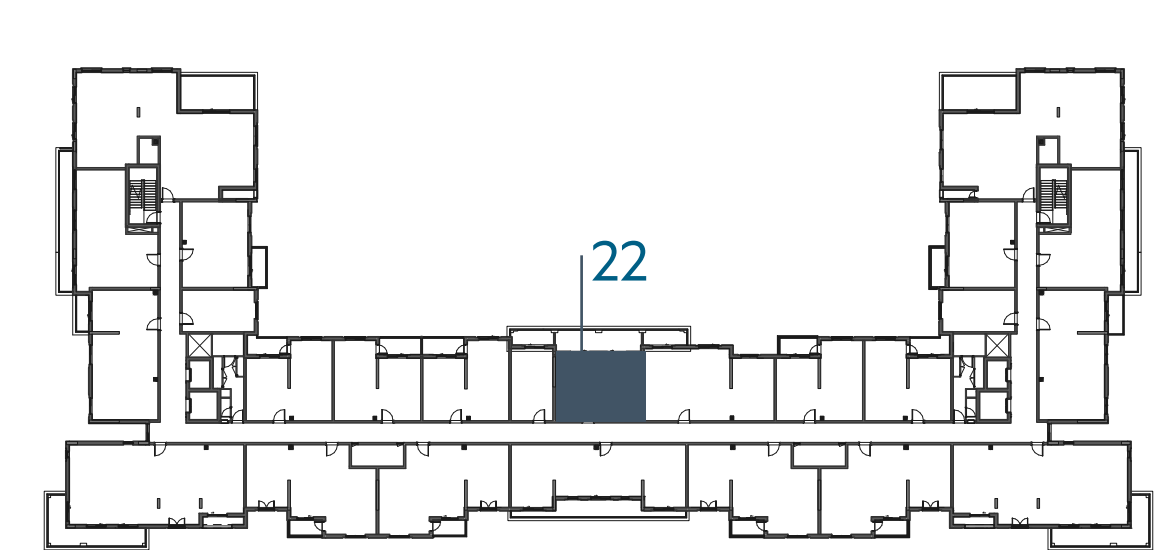
LEVEL
02, 03, 04



LEVEL
05



LEVEL
06



EAGLE
HILLS



جزيرة مريم
MARYAM ISLAND

Disclaimer:

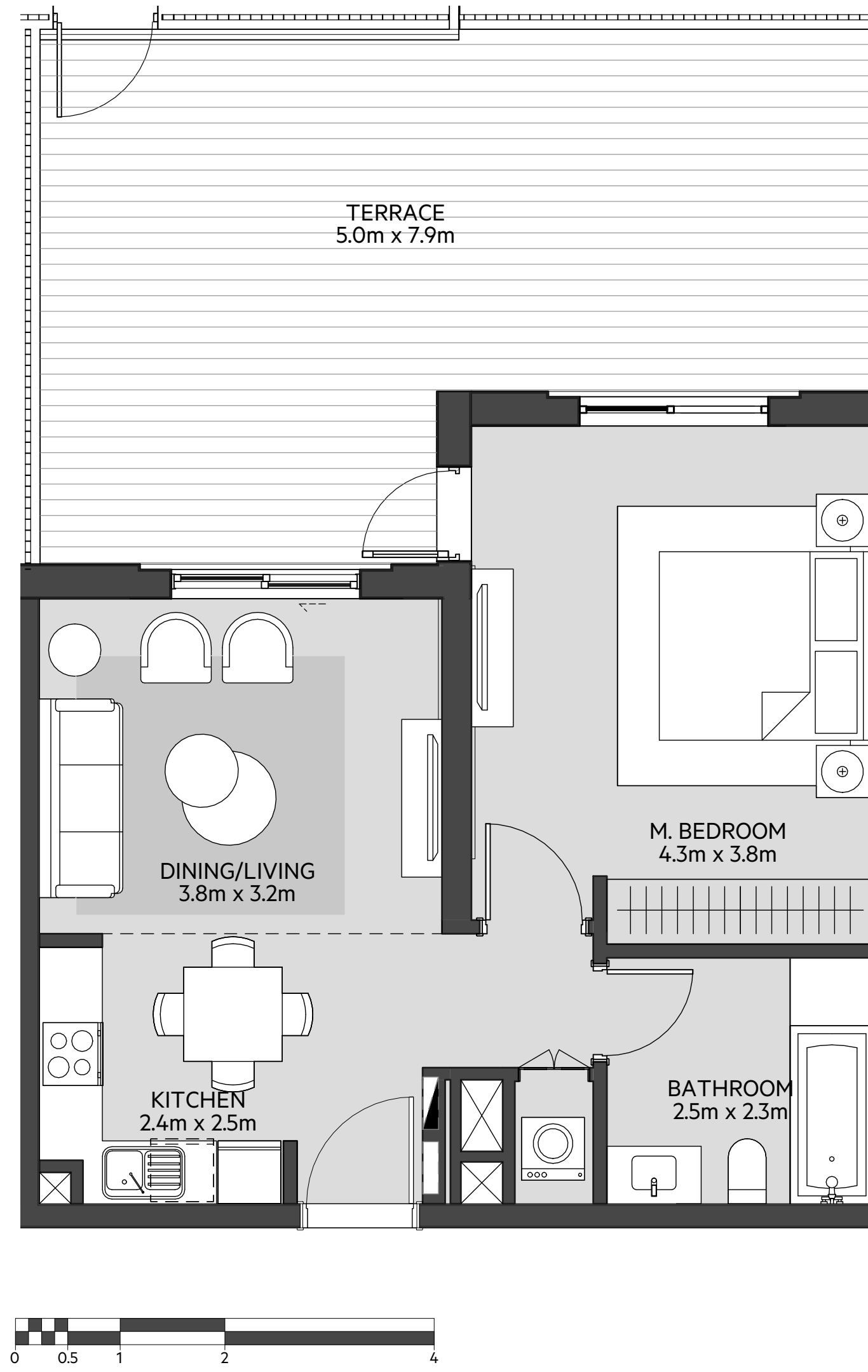
1. All room dimensions are measured to structural elements and exclude all finishes and construction tolerances. **2.** All dimensions have been provided by our consultant architects. **3.** All materials, dimensions and drawings are approximate. Information is subject to change without notice. **4.** Actual suite area may vary from the stated area. Drawings not to scale. The developer reserves the right to make revisions. **5.** Calculation of suite area is measured as the area bounded by the centre line of the demising or partition walls separating one unit from another unit, the exterior face of all exterior walls, and the exterior face of the corridor wall enclosing the adjoining unit. **6.** Calculation of balcony area is measured as the area bounded by the centre line of the demising or partition walls separating one unit from another unit, the out most face of the enclosing guard and the external face of the unit adjoining the balcony. **7.** The units are measured at typical floor in the building. Columns may vary in size depending on the floor level.

سَيَان

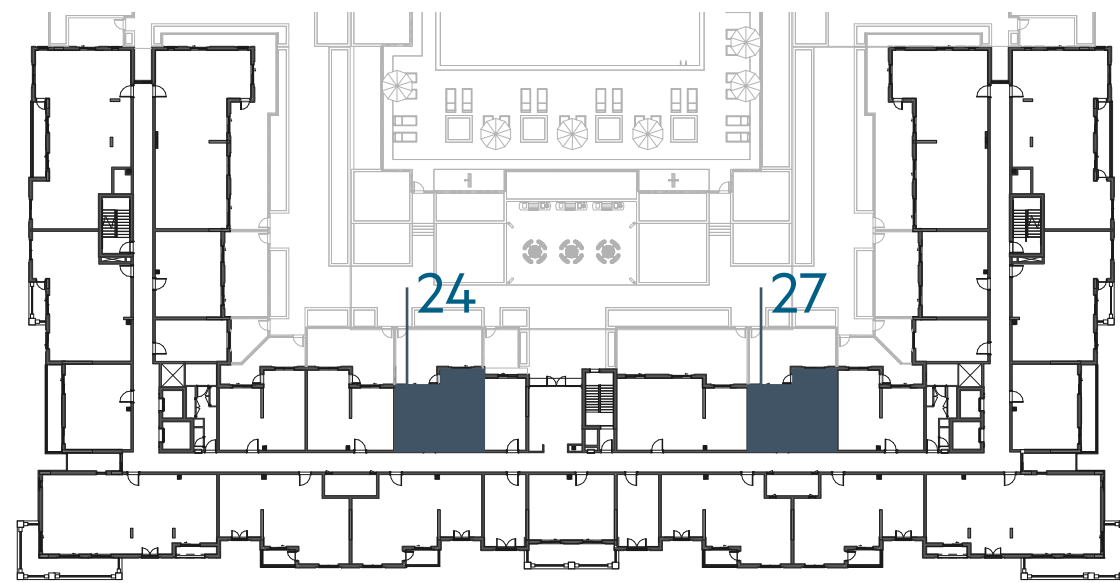
بيتش رزیدنس

CYAN BEACH RESIDENCE

1_BEDROOM	TYPE 1B-1
UNIT NO.	124,127
SUITE AREA	58.59 m² / 630 ft²
BALCONY AREA	0.00 m² / 000 ft²
TOTAL AREA	58.59 m² / 630 ft²
GARDEN TERRACE	36.35 m² / 391 ft²



LEVEL
01



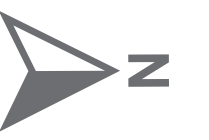
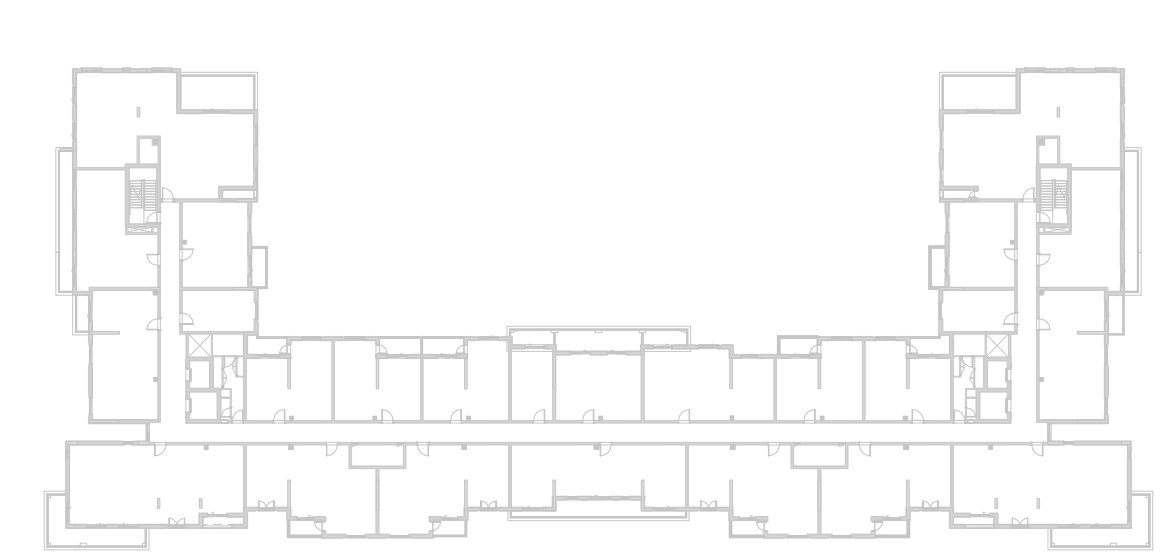
LEVEL
02, 03, 04



LEVEL
05



LEVEL
06



EAGLE
HILLS



جزيرة مريم
MARYAM ISLAND

Disclaimer:

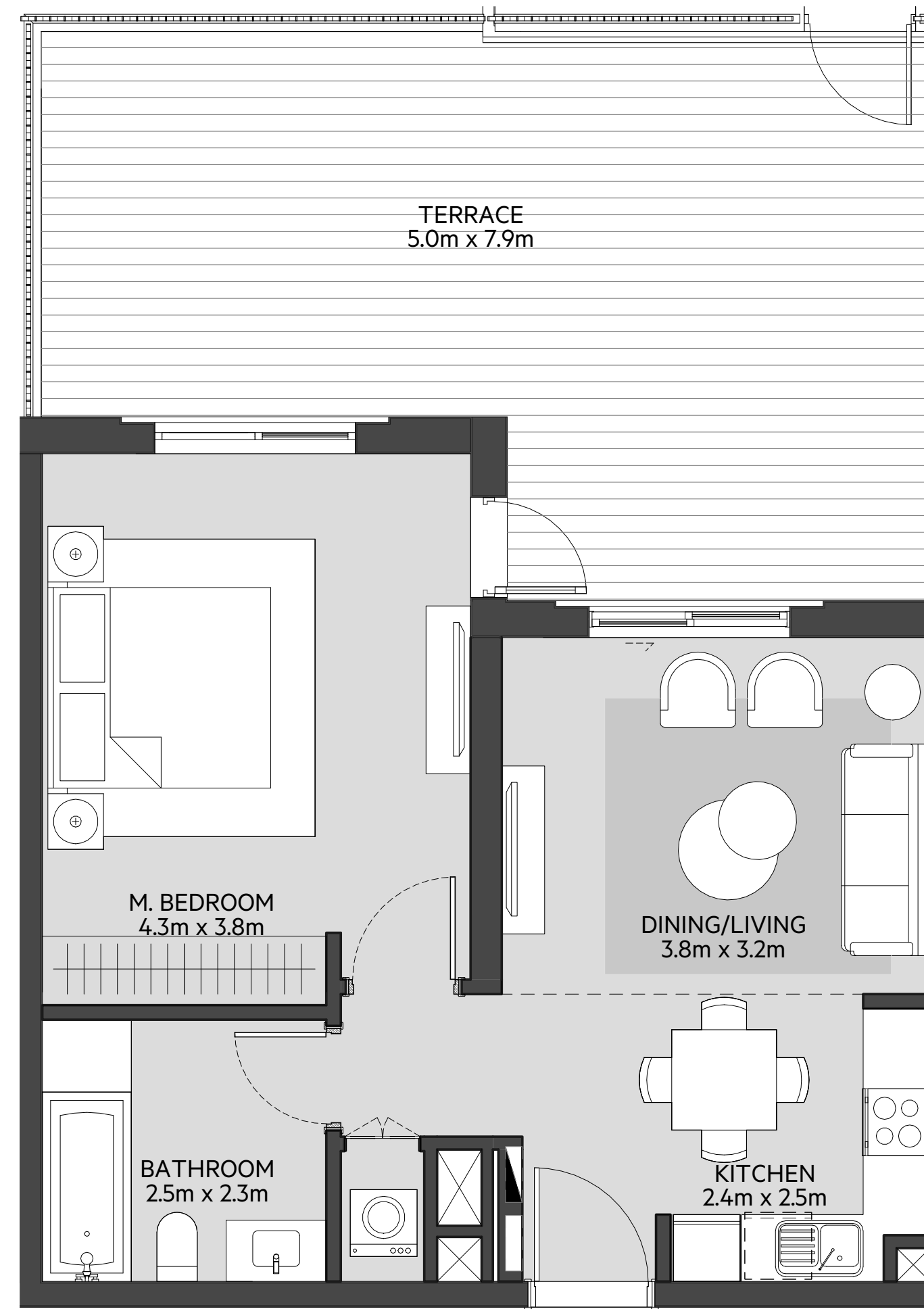
1. All room dimensions are measured to structural elements and exclude all finishes and construction tolerances. 2. All dimensions have been provided by our consultant architects. 3. All materials, dimensions and drawings are approximate. Information is subject to change without notice. 4. Actual suite area may vary from the stated area. Drawings not to scale. The developer reserves the right to make revisions. 5. Calculation of suite area is measured as the area bounded by the centre line of the demising or partition walls separating one unit from another unit, the exterior face of all exterior walls, and the exterior face of the corridor wall enclosing the adjoining unit. 6. Calculation of balcony area is measured as the area bounded by the centre line of the demising or partition walls separating one unit from another unit, the out most face of the enclosing guard and the external face of the unit adjoining the balcony. 7. The units are measured at typical floor in the building. Columns may vary in size depending on the floor level.

سَيَان

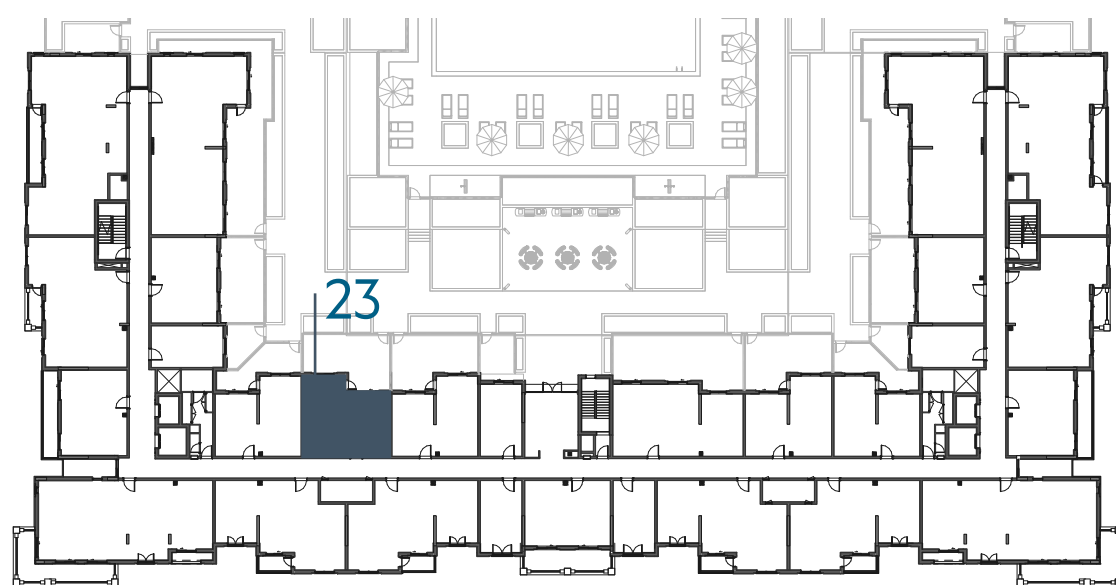
بيتش رزیدنس

CYAN BEACH RESIDENCE

1_BEDROOM	TYPE 1B-1 M
UNIT NO.	123
SUITE AREA	58.59 m² / 630 ft²
BALCONY AREA	0.00 m² / 000 ft²
TOTAL AREA	58.59 m² / 630 ft²
GARDEN TERRACE	36.35 m² / 391 ft²



LEVEL
01



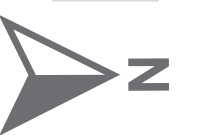
LEVEL
02, 03, 04



LEVEL
05



LEVEL
06



EAGLE
HILLS



جزيرة مريم
MARYAM ISLAND

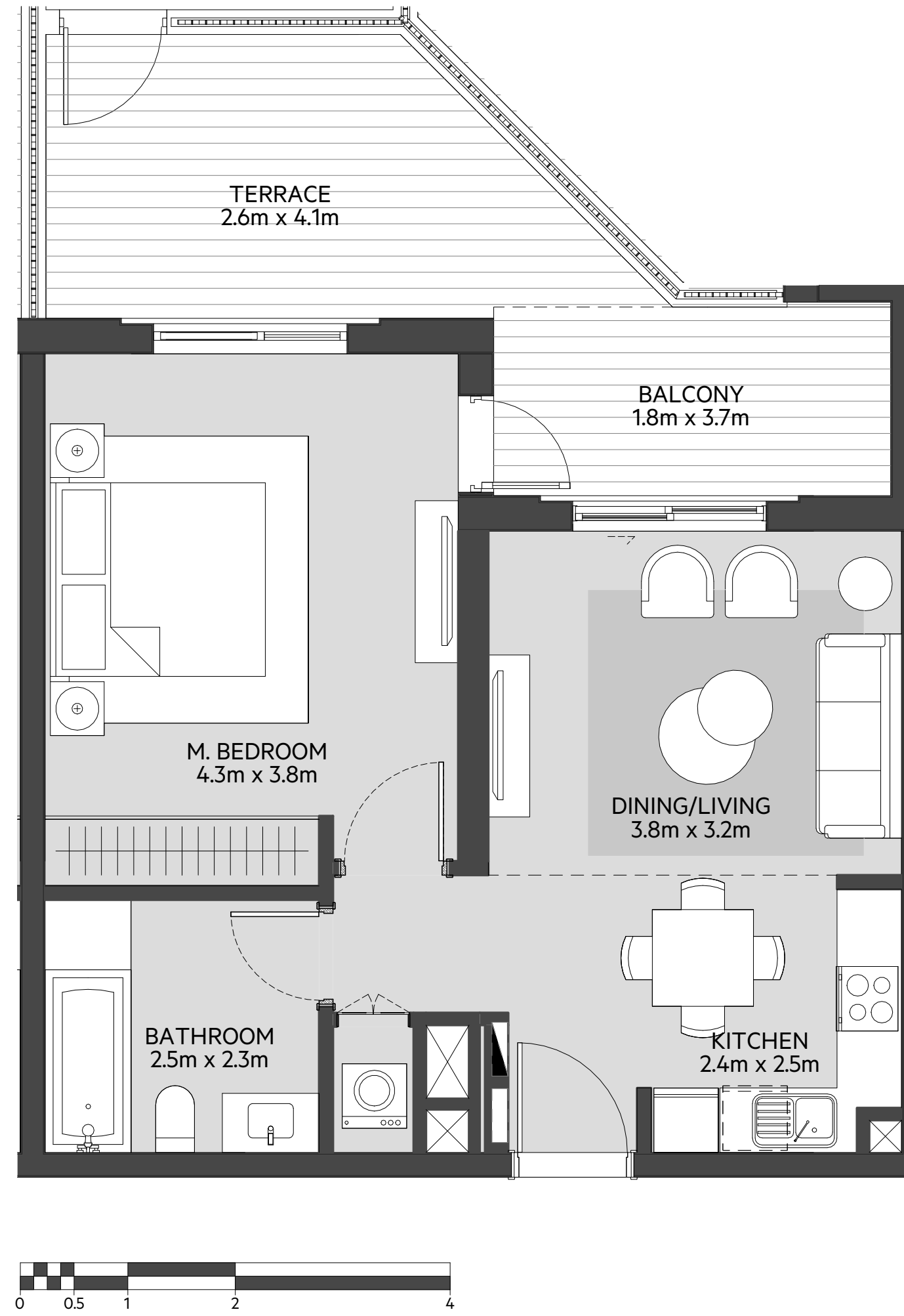
Disclaimer:

1. All room dimensions are measured to structural elements and exclude all finishes and construction tolerances. 2. All dimensions have been provided by our consultant architects. 3. All materials, dimensions and drawings are approximate. Information is subject to change without notice. 4. Actual suite area may vary from the stated area. Drawings not to scale. The developer reserves the right to make revisions. 5. Calculation of suite area is measured as the area bounded by the centre line of the demising or partition walls separating one unit from another unit, the exterior face of all exterior walls, and the exterior face of the corridor wall enclosing the adjoining unit. 6. Calculation of balcony area is measured as the area bounded by the centre line of the demising or partition walls separating one unit from another unit, the out most face of the enclosing guard and the external face of the unit adjoining the balcony. 7. The units are measured at typical floor in the building. Columns may vary in size depending on the floor level.

سَيَان

بيتش رزیدنس CYAN BEACH RESIDENCE

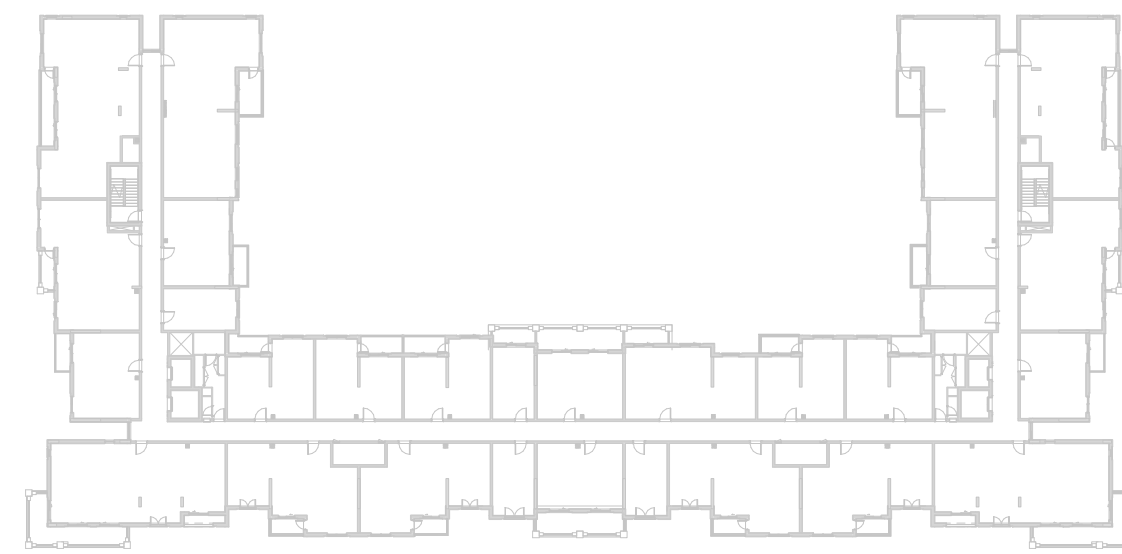
1_BEDROOM	TYPE 1B-2
UNIT NO.	128
SUITE AREA	59.27 m² / 638 ft²
BALCONY AREA	6.25 m² / 67 ft²
TOTAL AREA	65.52 m² / 705 ft²
GARDEN TERRACE	13.92 m² / 150 ft²



LEVEL
01



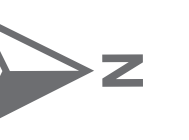
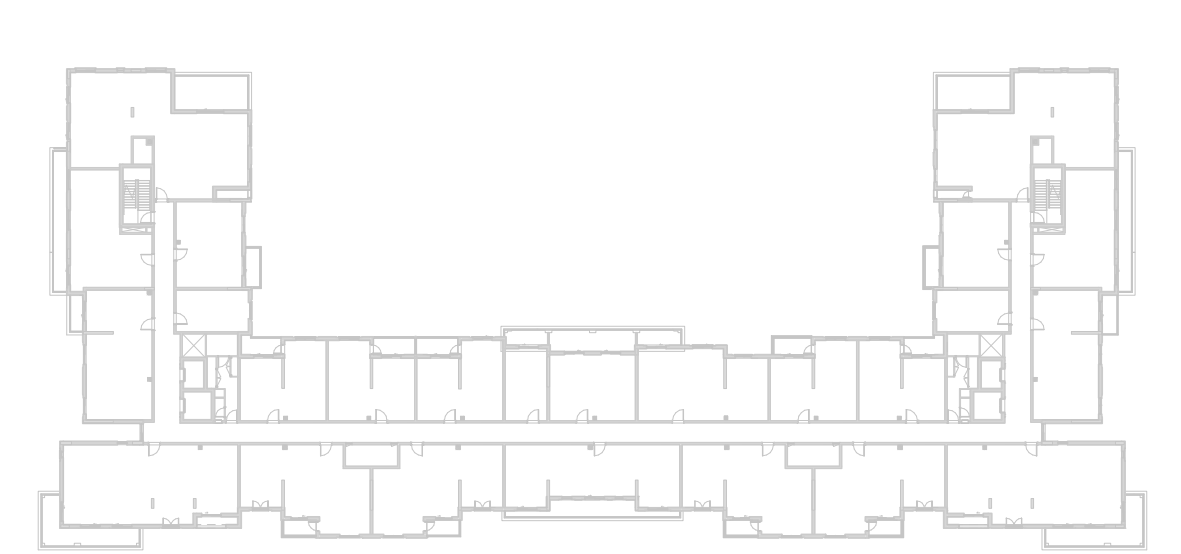
LEVEL
02, 03, 04



LEVEL
05



LEVEL
06



EAGLE
HILLS



جزيرة مريم
MARYAM ISLAND

Disclaimer:

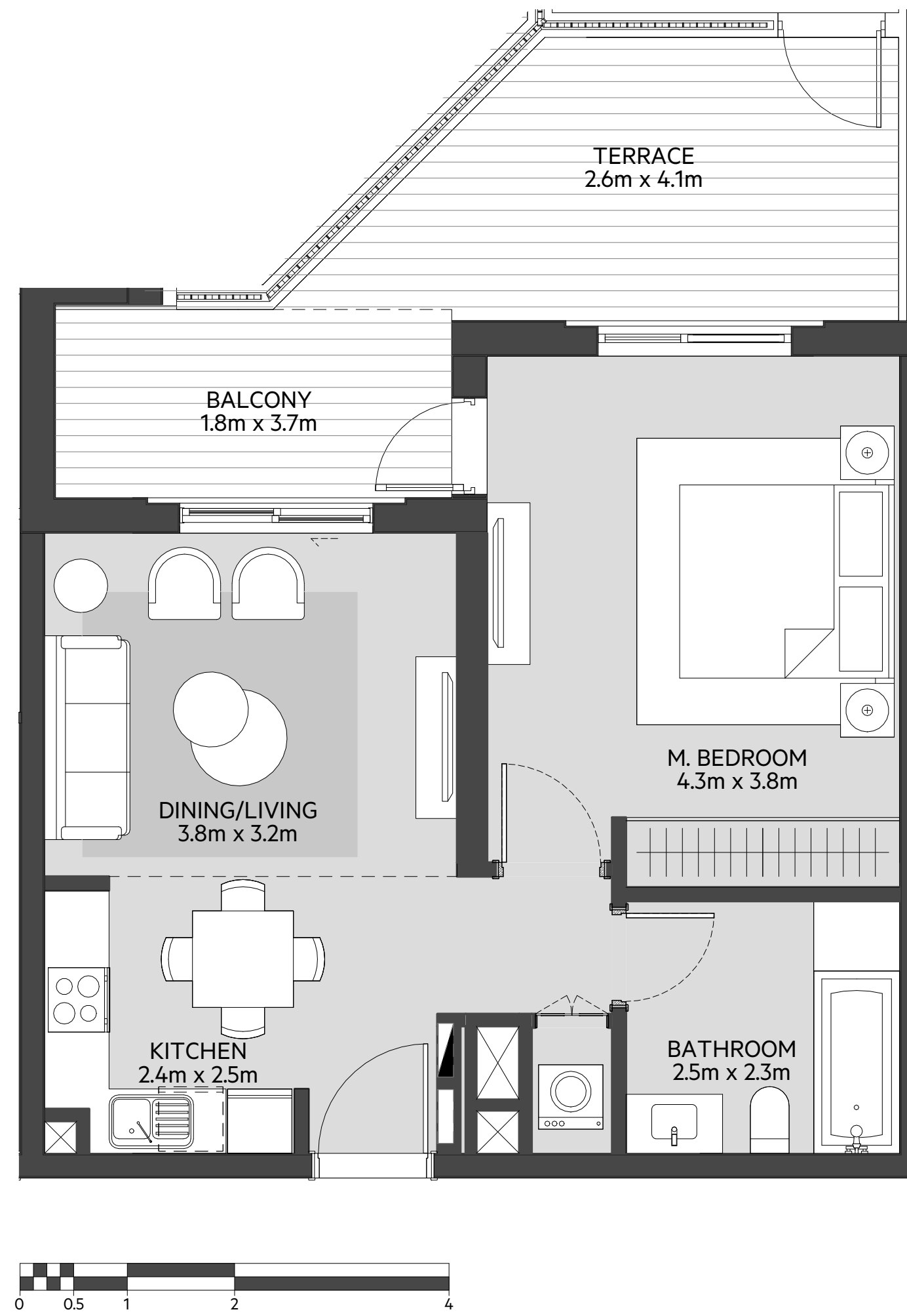
1. All room dimensions are measured to structural elements and exclude all finishes and construction tolerances. **2.** All dimensions have been provided by our consultant architects. **3.** All materials, dimensions and drawings are approximate. Information is subject to change without notice. **4.** Actual suite area may vary from the stated area. Drawings not to scale. The developer reserves the right to make revisions. **5.** Calculation of suite area is measured as the area bounded by the centre line of the demising or partition walls separating one unit from another unit, the exterior face of all exterior walls, and the exterior face of the corridor wall enclosing the adjoining unit. **6.** Calculation of balcony area is measured as the area bounded by the centre line of the demising or partition walls separating one unit from another unit, the out most face of the enclosing guard and the external face of the unit adjoining the balcony. **7.** The units are measured at typical floor in the building. Columns may vary in size depending on the floor level.

سَيَان

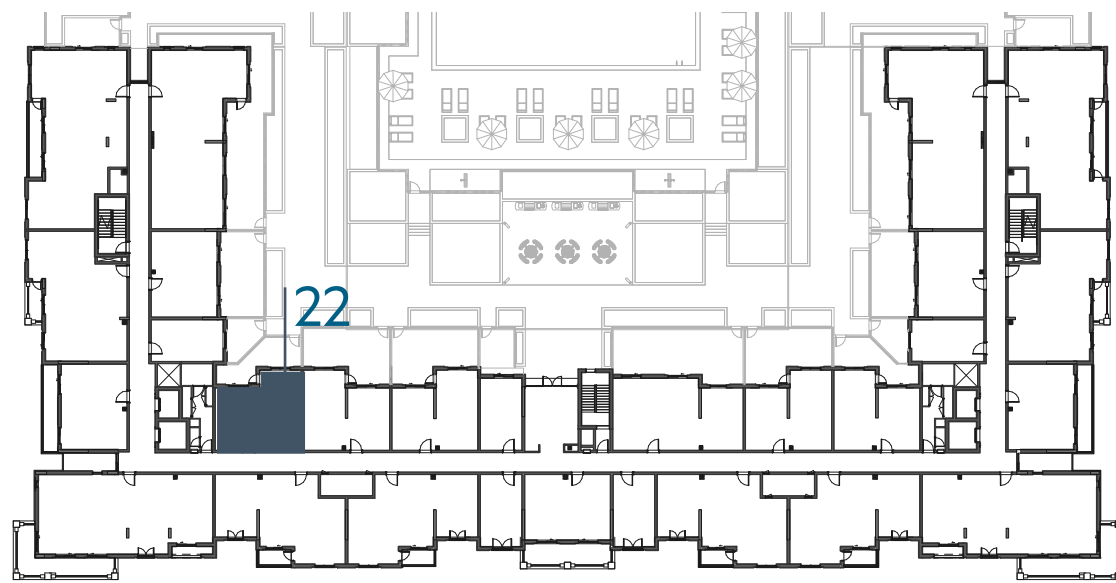
بيتش رزیدنس

CYAN BEACH RESIDENCE

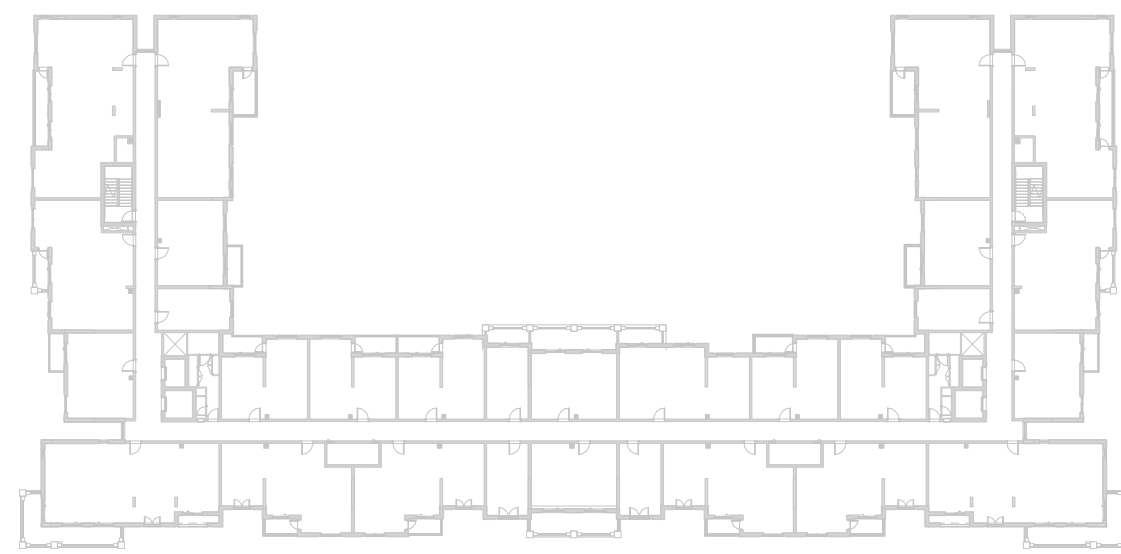
1_BEDROOM	TYPE 1B-2 M
UNIT NO.	122
SUITE AREA	59.27 m² / 638 ft²
BALCONY AREA	6.25 m² / 67 ft²
TOTAL AREA	65.52 m² / 705 ft²
GARDEN TERRACE	13.92 m² / 150 ft²



LEVEL
01



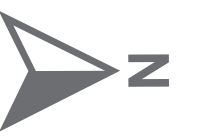
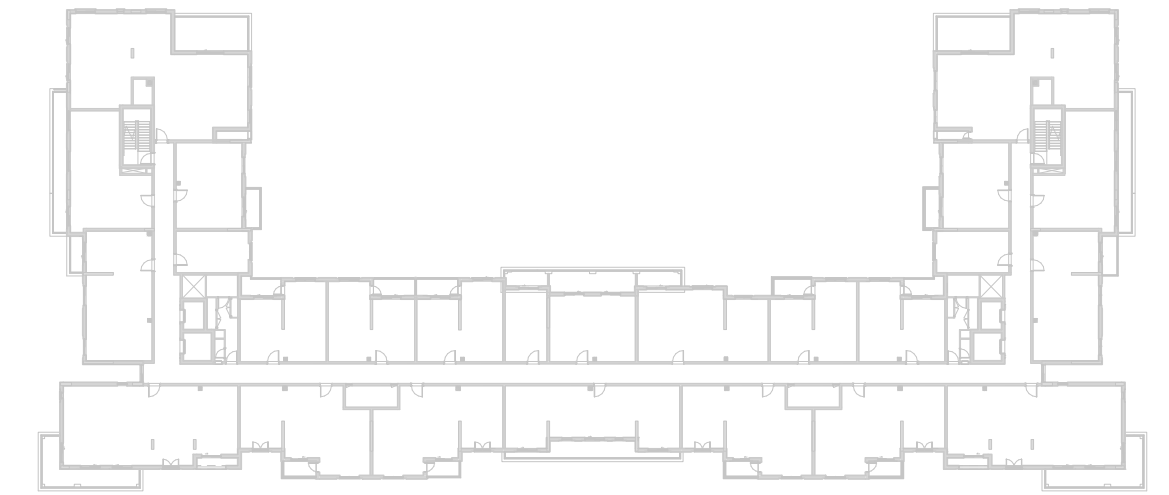
LEVEL
02, 03, 04



LEVEL
05



LEVEL
06



EAGLE
HILLS



جزيرة مريم
MARYAM ISLAND

Disclaimer:

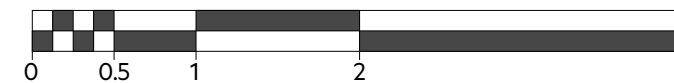
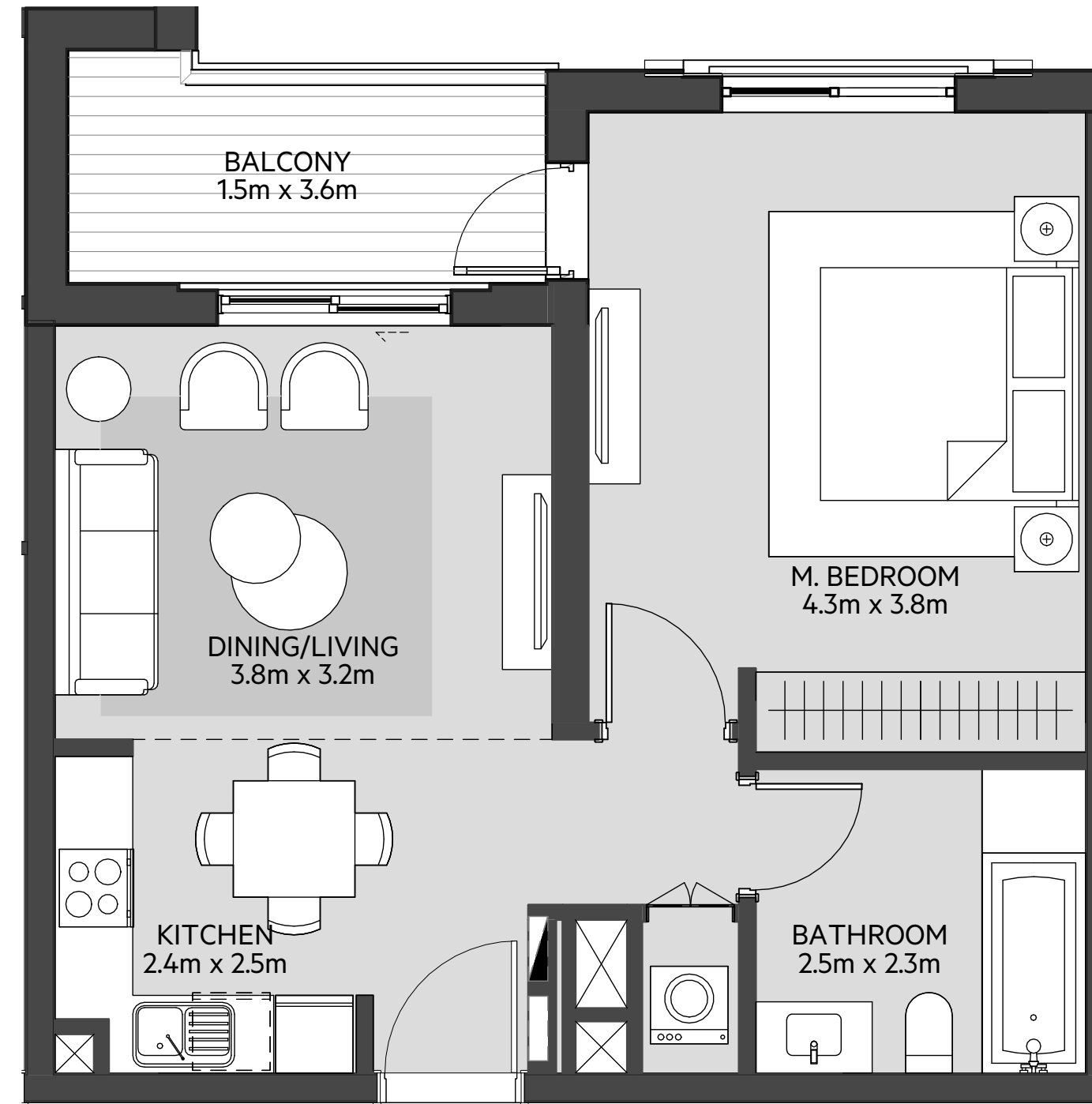
1. All room dimensions are measured to structural elements and exclude all finishes and construction tolerances. **2.** All dimensions have been provided by our consultant architects. **3.** All materials, dimensions and drawings are approximate. Information is subject to change without notice. **4.** Actual suite area may vary from the stated area. Drawings not to scale. The developer reserves the right to make revisions. **5.** Calculation of suite area is measured as the area bounded by the centre line of the demising or partition walls separating one unit from another unit, the exterior face of all exterior walls, and the exterior face of the corridor wall enclosing the adjoining unit. **6.** Calculation of balcony area is measured as the area bounded by the centre line of the demising or partition walls separating one unit from another unit, the out most face of the enclosing guard and the external face of the unit adjoining the balcony. **7.** The units are measured at typical floor in the building. Columns may vary in size depending on the floor level.

سَيَان

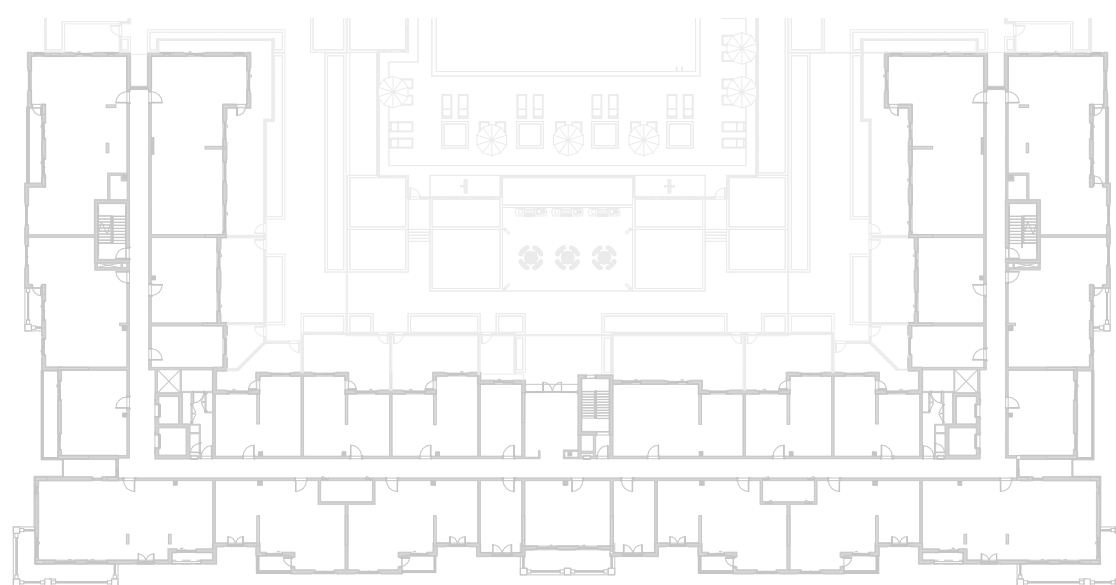
بيتش رزیدنس

CYAN BEACH RESIDENCE

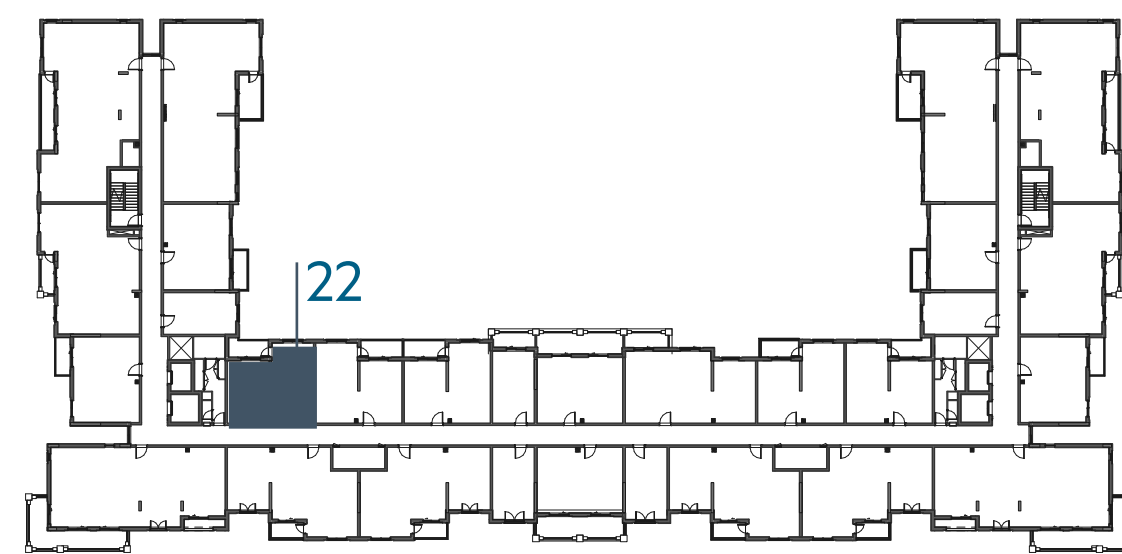
1_BEDROOM	TYPE 1B-3
UNIT NO.	222,322,422,520,618
SUITE AREA	58.54 m² / 630 ft²
BALCONY AREA	6.19 m² / 67 ft²
TOTAL AREA	64.73 m² / 697 ft²



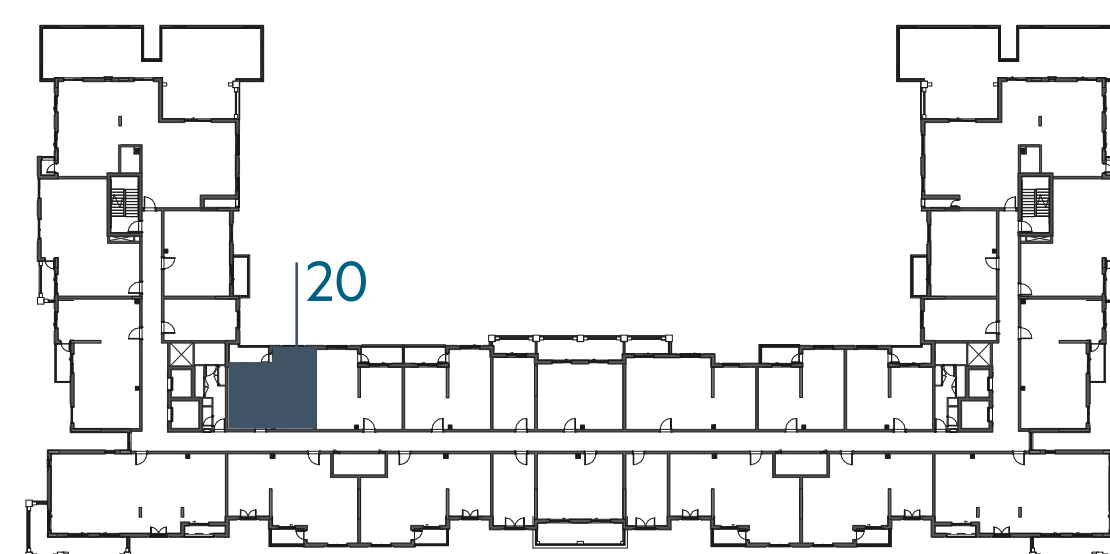
LEVEL
01



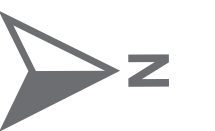
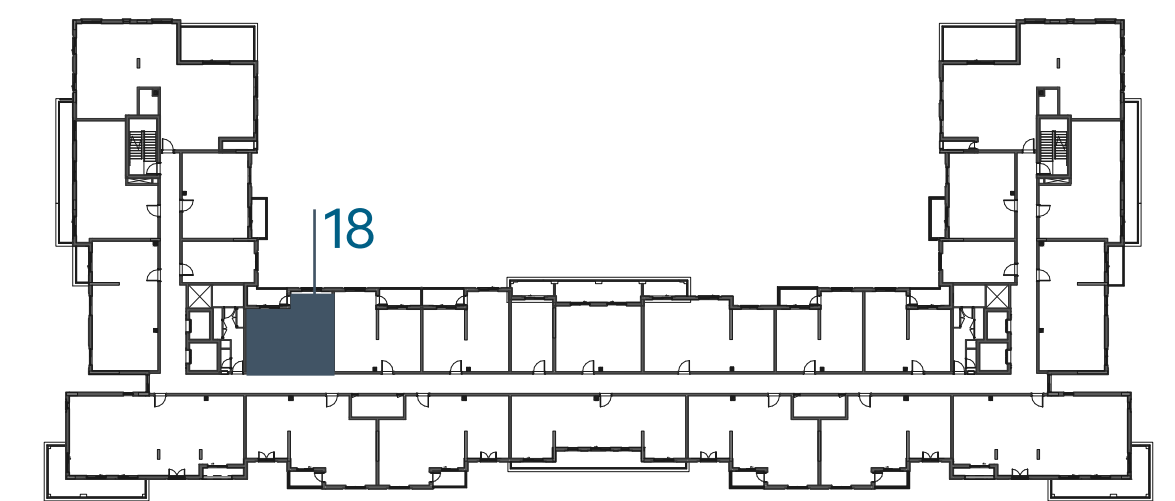
LEVEL
02, 03, 04



LEVEL
05



LEVEL
06



EAGLE
HILLS



جزيرة مريم
MARYAM ISLAND

Disclaimer:

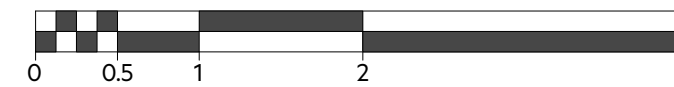
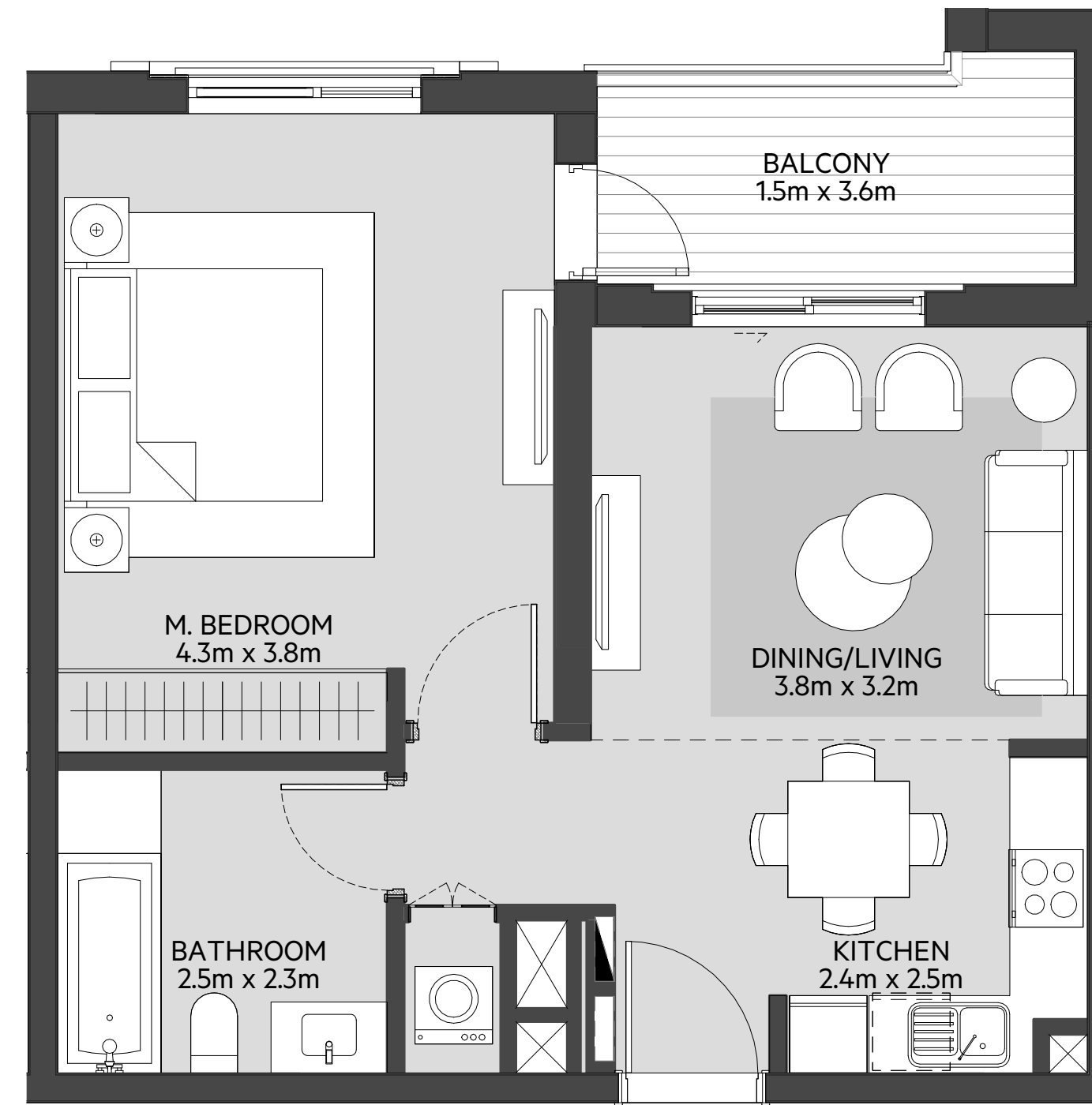
1. All room dimensions are measured to structural elements and exclude all finishes and construction tolerances. 2. All dimensions have been provided by our consultant architects. 3. All materials, dimensions and drawings are approximate. Information is subject to change without notice. 4. Actual suite area may vary from the stated area. Drawings not to scale. The developer reserves the right to make revisions. 5. Calculation of suite area is measured as the area bounded by the centre line of the demising or partition walls separating one unit from another unit, the exterior face of all exterior walls, and the exterior face of the corridor wall enclosing the adjoining unit. 6. Calculation of balcony area is measured as the area bounded by the centre line of the demising or partition walls separating one unit from another unit, the out most face of the enclosing guard and the external face of the unit adjoining the balcony. 7. The units are measured at typical floor in the building. Columns may vary in size depending on the floor level.

سَيَان

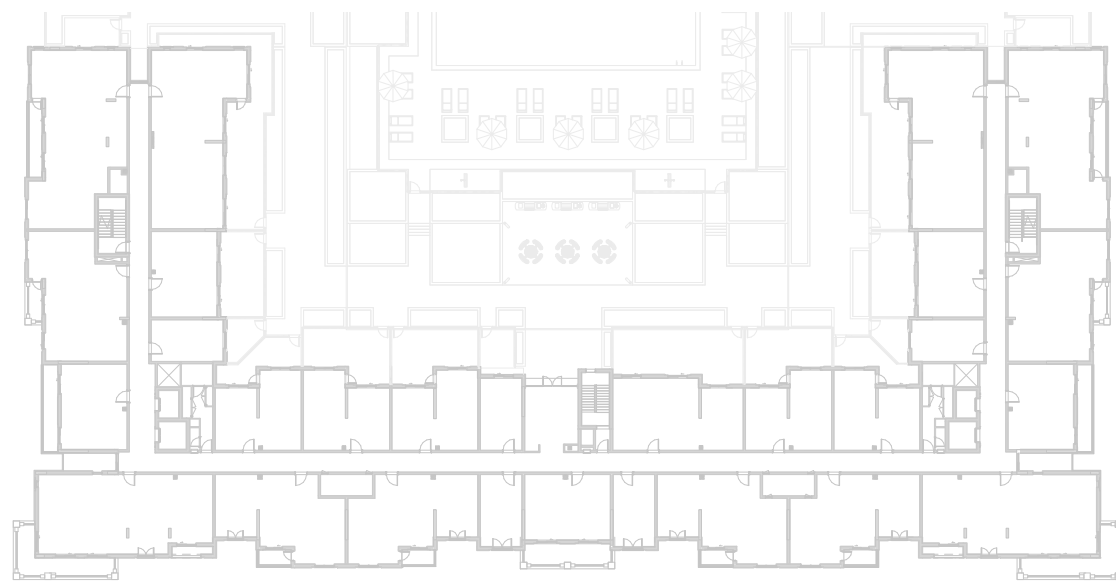
بيتش رزیدنس

CYAN BEACH RESIDENCE

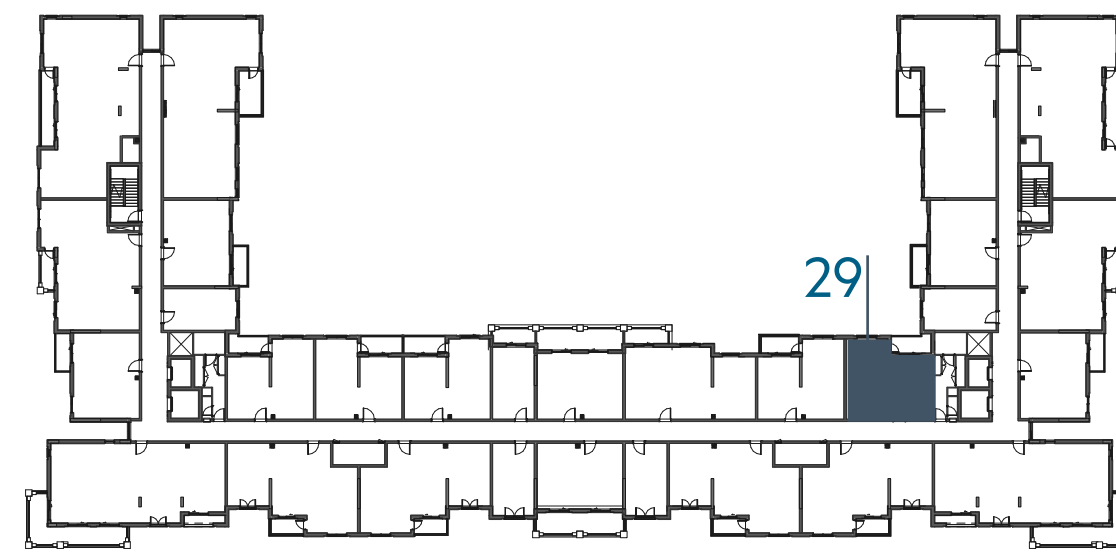
1_BEDROOM	TYPE 1B-3 M
UNIT NO.	229,329,429,527,625
SUITE AREA	58.54 m² / 630 ft²
BALCONY AREA	6.19 m² / 67 ft²
TOTAL AREA	64.73 m² / 697 ft²



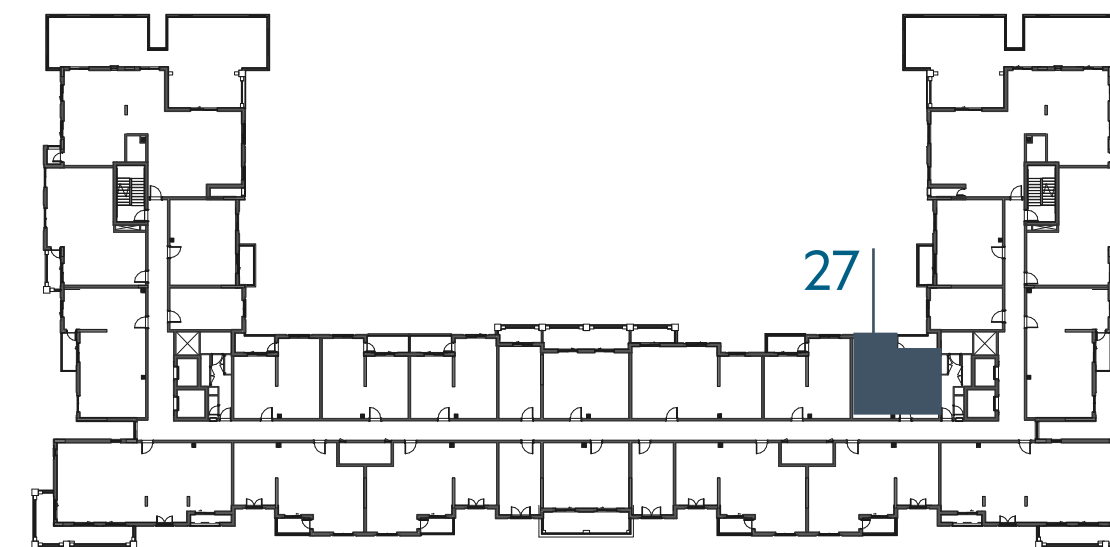
LEVEL
01



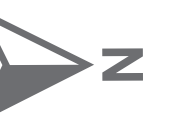
LEVEL
02, 03, 04



LEVEL
05



LEVEL
06



EAGLE
HILLS



جزيرة مريم
MARYAM ISLAND

Disclaimer:

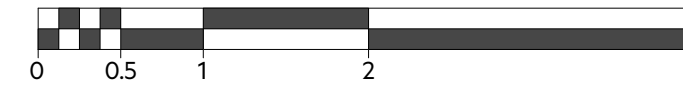
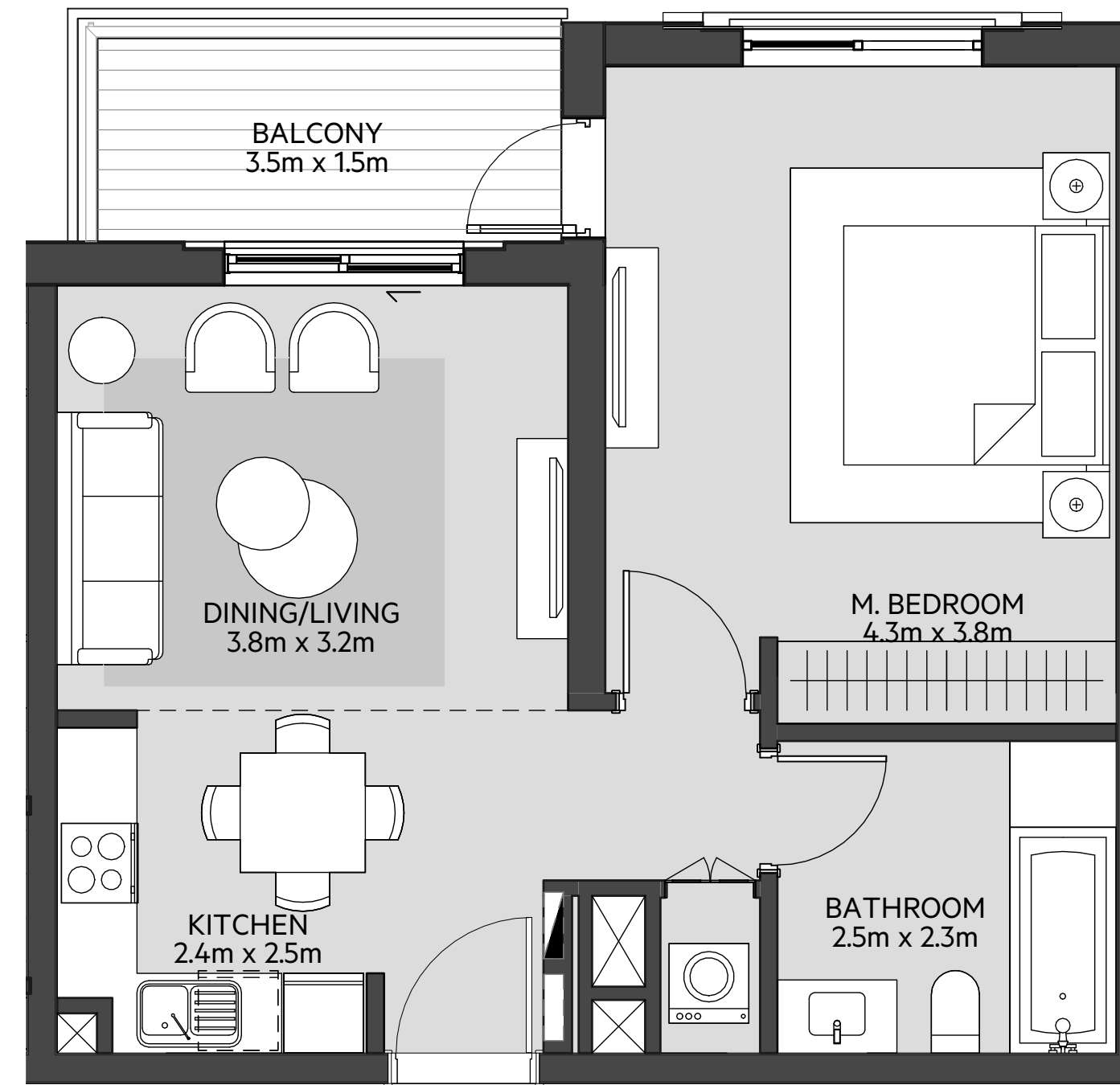
1. All room dimensions are measured to structural elements and exclude all finishes and construction tolerances. **2.** All dimensions have been provided by our consultant architects. **3.** All materials, dimensions and drawings are approximate. Information is subject to change without notice. **4.** Actual suite area may vary from the stated area. Drawings not to scale. The developer reserves the right to make revisions. **5.** Calculation of suite area is measured as the area bounded by the centre line of the demising or partition walls separating one unit from another unit, the exterior face of all exterior walls, and the exterior face of the corridor wall enclosing the adjoining unit. **6.** Calculation of balcony area is measured as the area bounded by the centre line of the demising or partition walls separating one unit from another unit, the out most face of the enclosing guard and the external face of the unit adjoining the balcony. **7.** The units are measured at typical floor in the building. Columns may vary in size depending on the floor level.

سَيَان

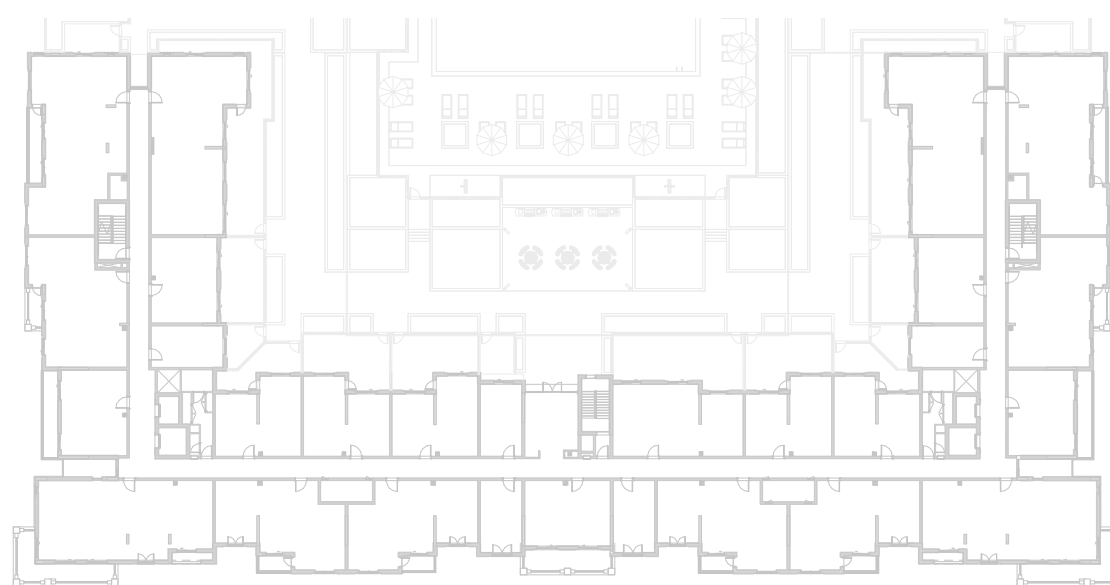
بيتش رزیدنس

CYAN BEACH RESIDENCE

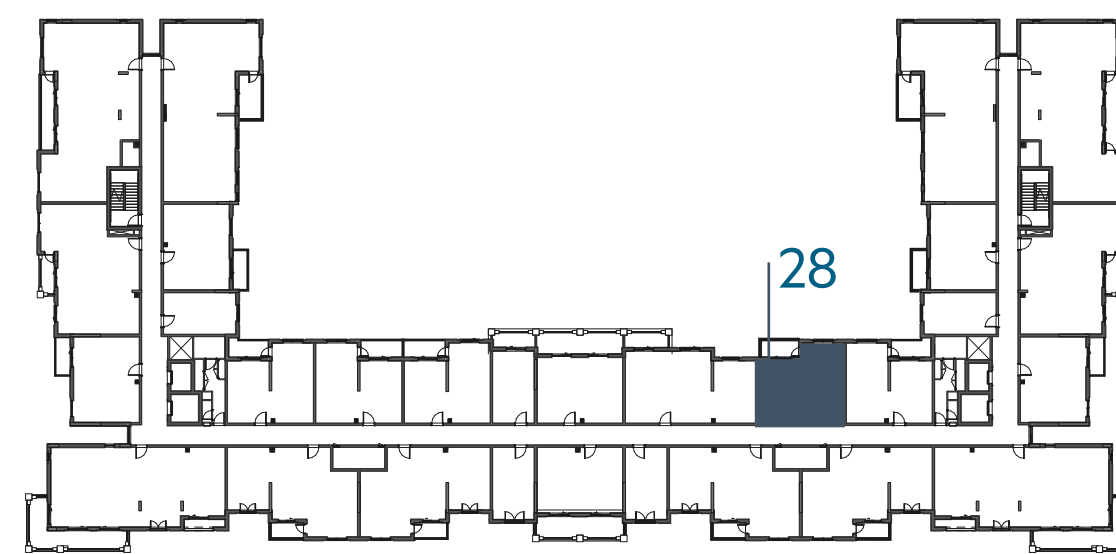
1_BEDROOM	TYPE 1B-4
UNIT NO.	228,328,428,526,624
SUITE AREA	58.54 m² / 630 ft²
BALCONY AREA	5.85 m² / 63 ft²
TOTAL AREA	64.39 m² / 693 ft²



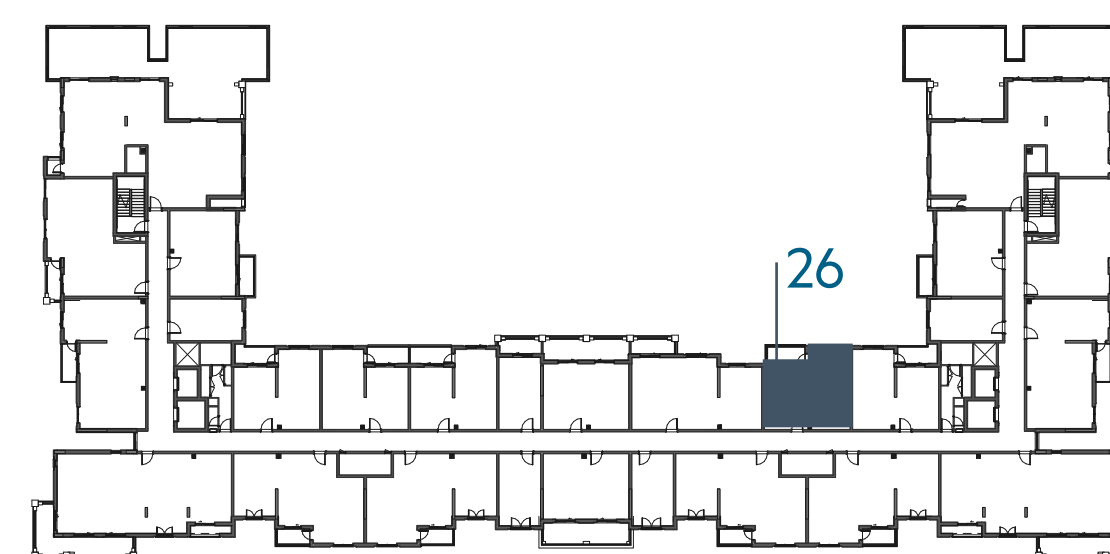
LEVEL
01



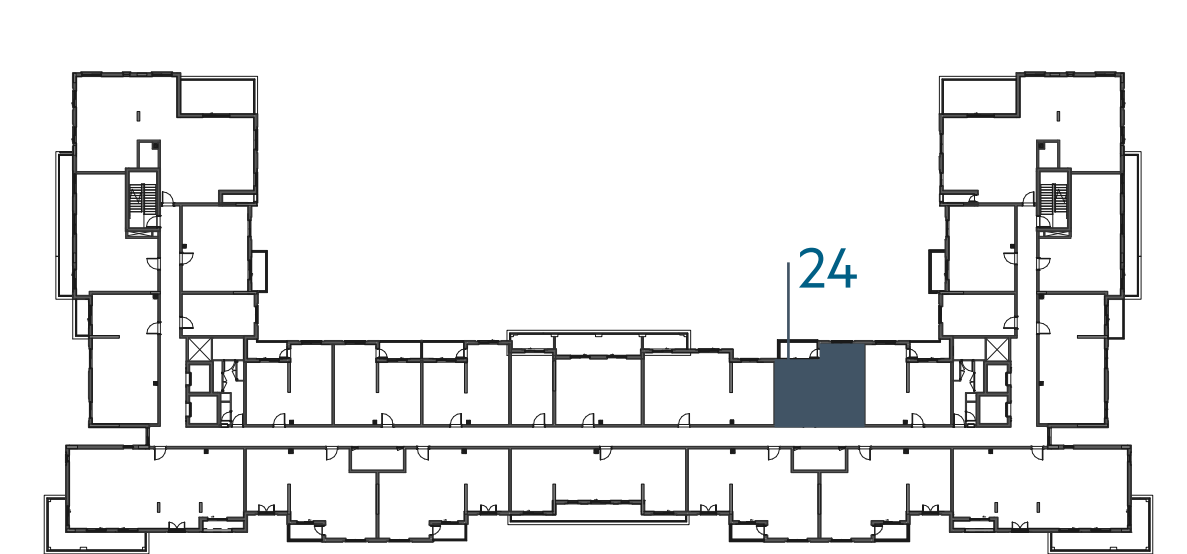
LEVEL
02, 03, 04



LEVEL
05



LEVEL
06



EAGLE
HILLS



جزيرة مريم
MARYAM ISLAND

Disclaimer:

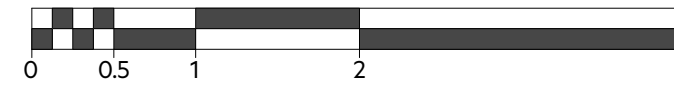
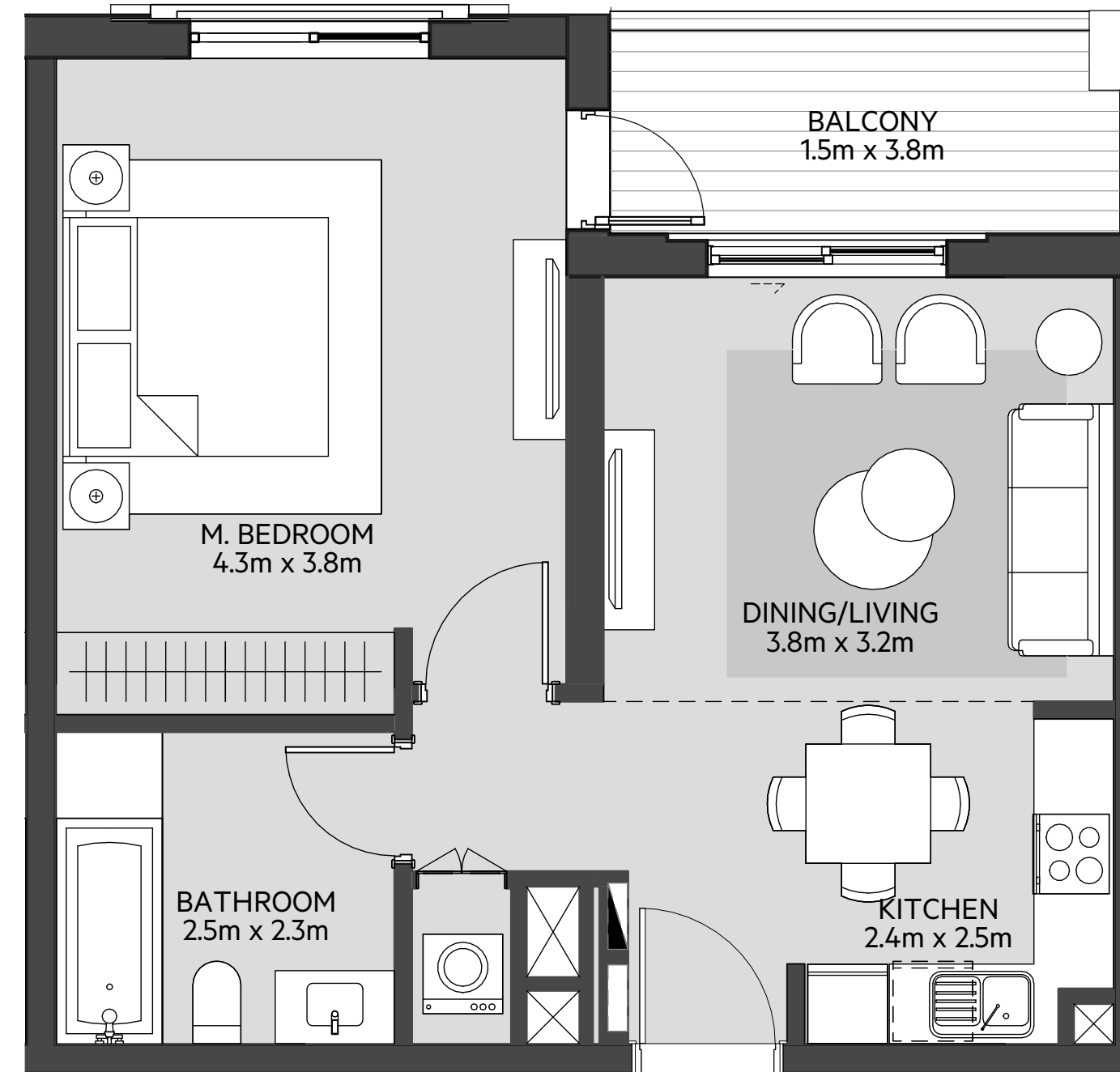
1. All room dimensions are measured to structural elements and exclude all finishes and construction tolerances. 2. All dimensions have been provided by our consultant architects. 3. All materials, dimensions and drawings are approximate. Information is subject to change without notice. 4. Actual suite area may vary from the stated area. Drawings not to scale. The developer reserves the right to make revisions. 5. Calculation of suite area is measured as the area bounded by the centre line of the demising or partition walls separating one unit from another unit, the exterior face of all exterior walls, and the exterior face of the corridor wall enclosing the adjoining unit. 6. Calculation of balcony area is measured as the area bounded by the centre line of the demising or partition walls separating one unit from another unit, the out most face of the enclosing guard and the external face of the unit adjoining the balcony. 7. The units are measured at typical floor in the building. Columns may vary in size depending on the floor level.

سَيَان

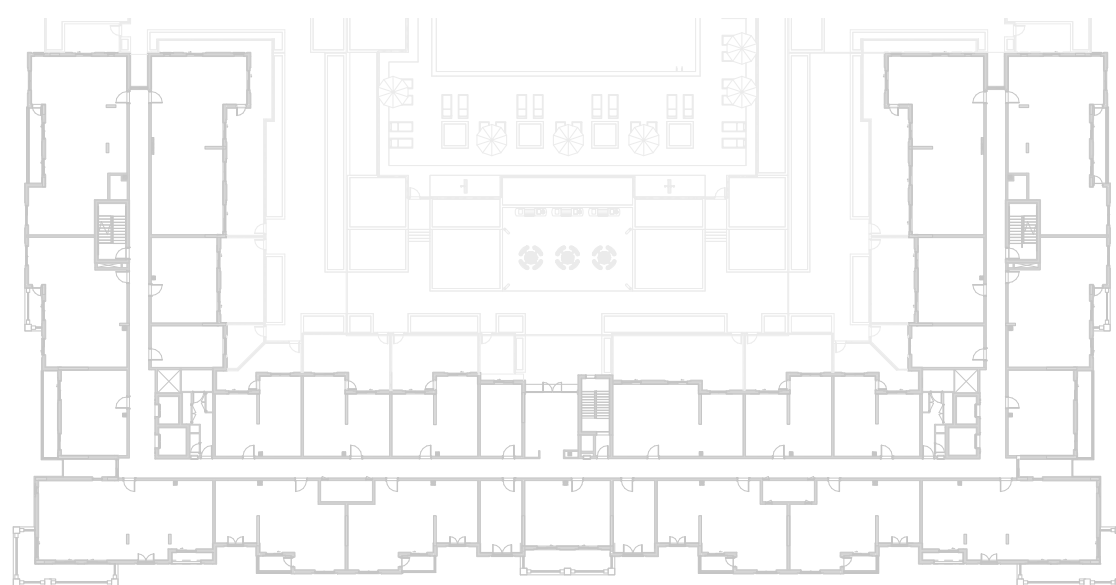
بيتش رزیدنس

CYAN BEACH RESIDENCE

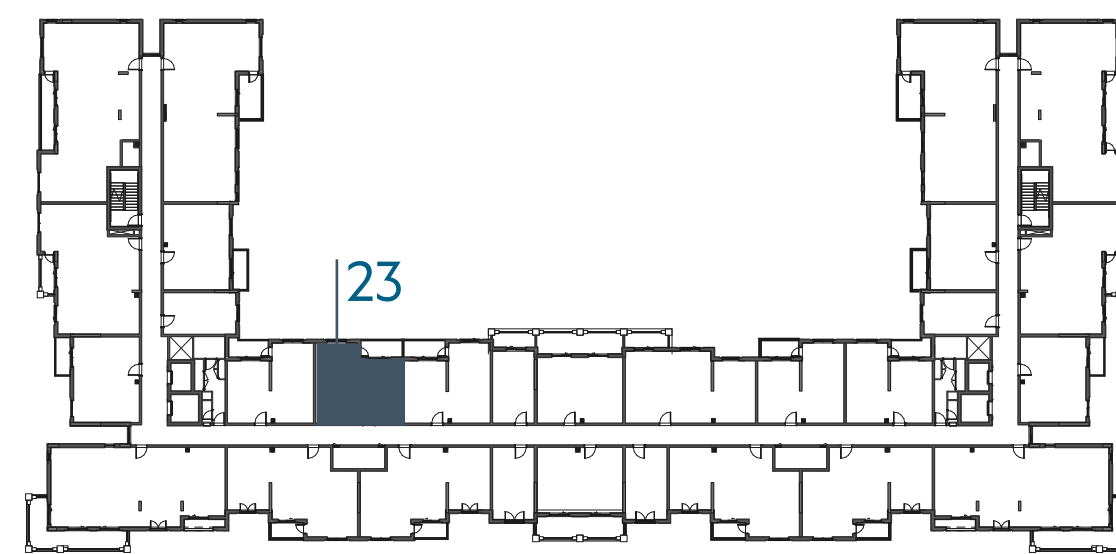
1_BEDROOM	TYPE 1B-5
UNIT NO.	223,323,423,521,619
SUITE AREA	58.56 m² / 630 ft²
BALCONY AREA	6.37m² / 69 ft²
TOTAL AREA	64.93 m² / 699 ft²



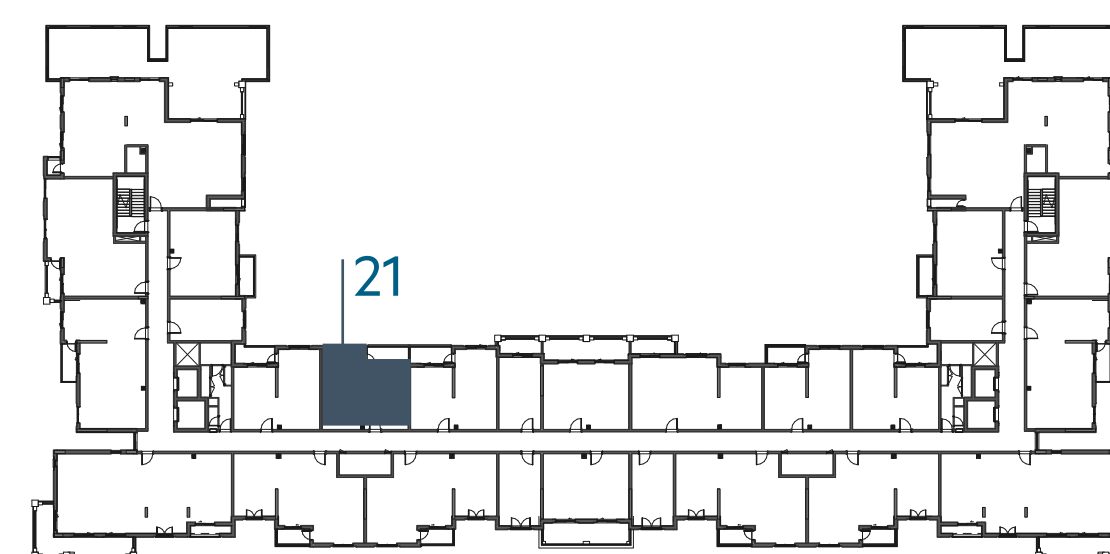
LEVEL
01



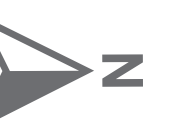
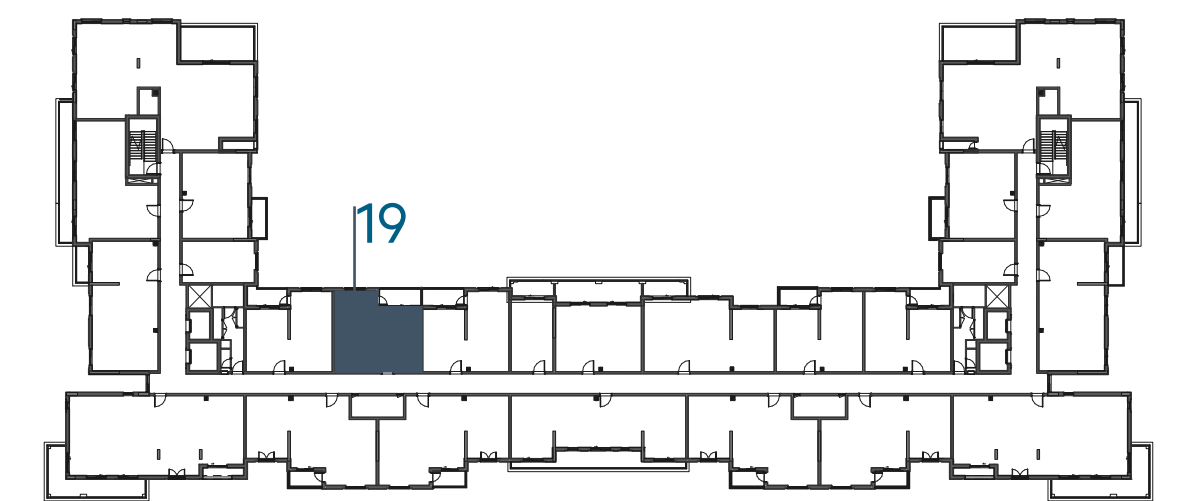
LEVEL
02, 03, 04



LEVEL
05



LEVEL
06



EAGLE
HILLS



جزيرة مريم
MARYAM ISLAND

Disclaimer:

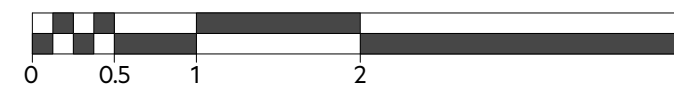
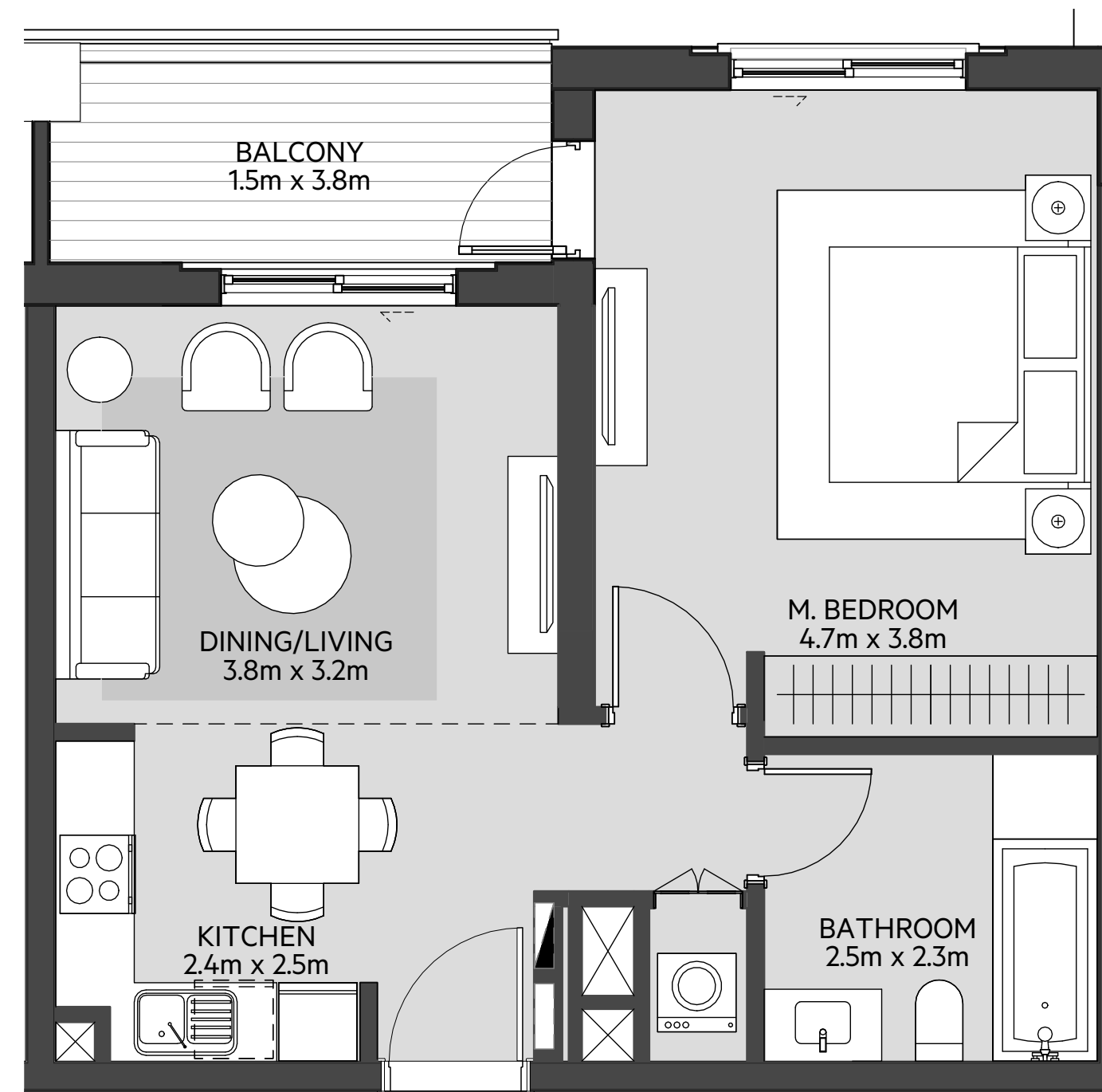
1. All room dimensions are measured to structural elements and exclude all finishes and construction tolerances. **2.** All dimensions have been provided by our consultant architects. **3.** All materials, dimensions and drawings are approximate. Information is subject to change without notice. **4.** Actual suite area may vary from the stated area. Drawings not to scale. The developer reserves the right to make revisions. **5.** Calculation of suite area is measured as the area bounded by the centre line of the demising or partition walls separating one unit from another unit, the exterior face of all exterior walls, and the exterior face of the corridor wall enclosing the adjoining unit. **6.** Calculation of balcony area is measured as the area bounded by the centre line of the demising or partition walls separating one unit from another unit, the out most face of the enclosing guard and the external face of the unit adjoining the balcony. **7.** The units are measured at typical floor in the building. Columns may vary in size depending on the floor level.

سَيَان

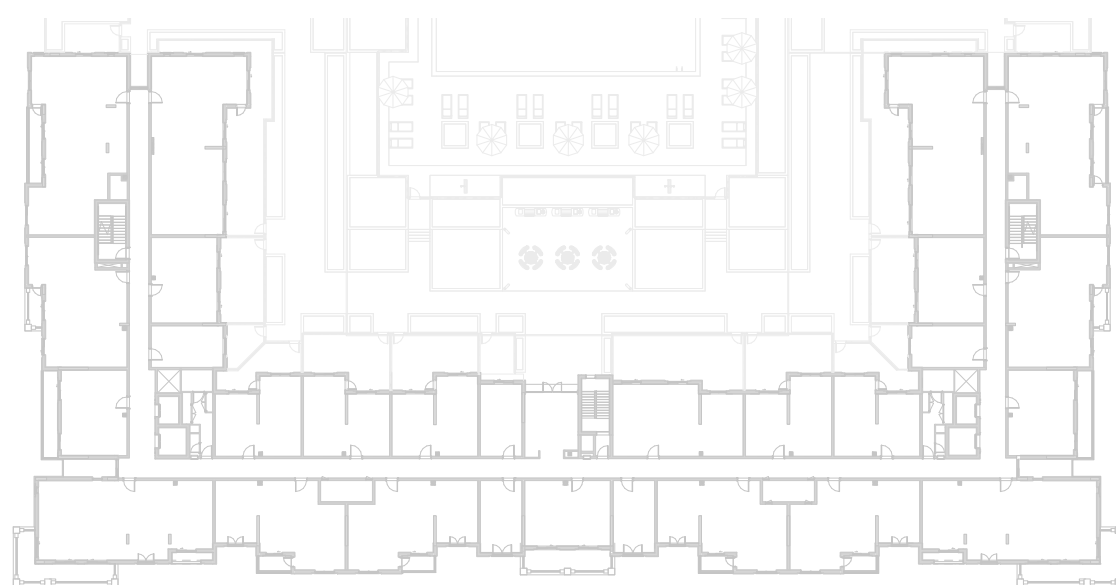
بيتش رزیدنس

CYAN BEACH RESIDENCE

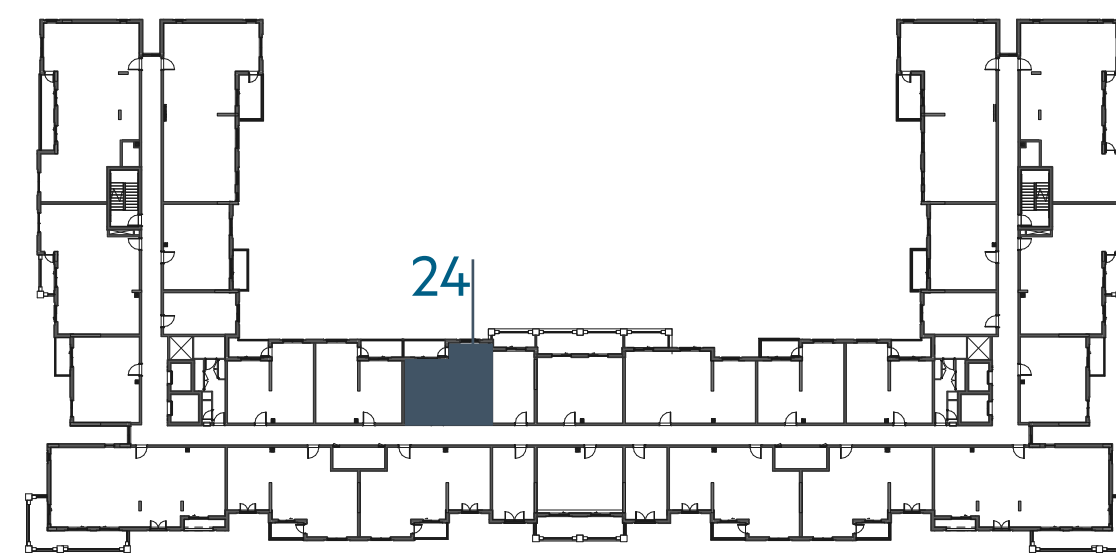
1_BEDROOM	TYPE 1B-5 M
UNIT NO.	224,324,424,522,620
SUITE AREA	58.56 m² / 630 ft²
BALCONY AREA	6.37m² / 69 ft²
TOTAL AREA	64.93 m² / 699 ft²



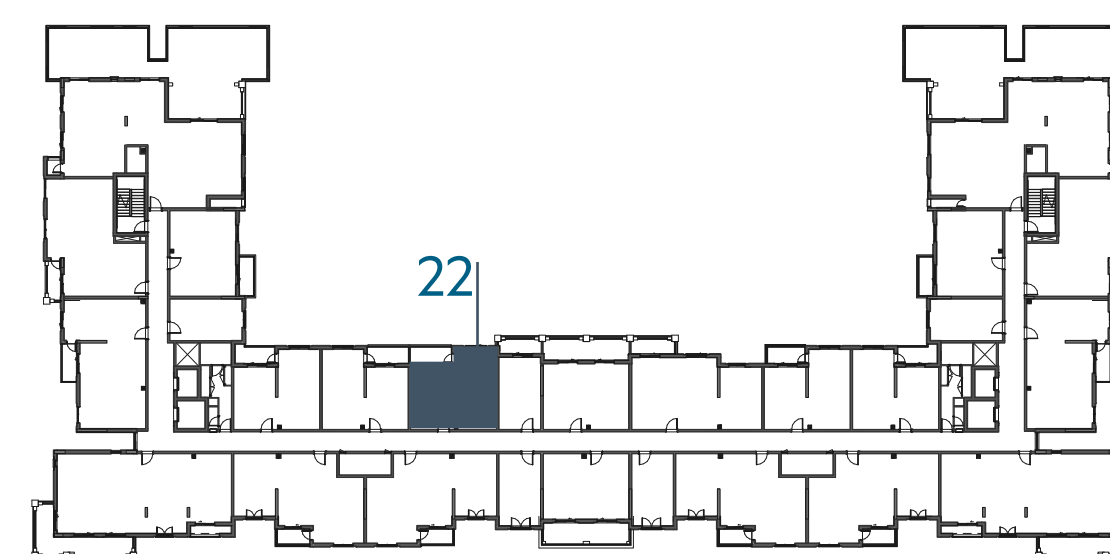
LEVEL
01



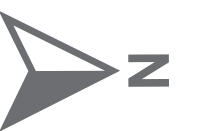
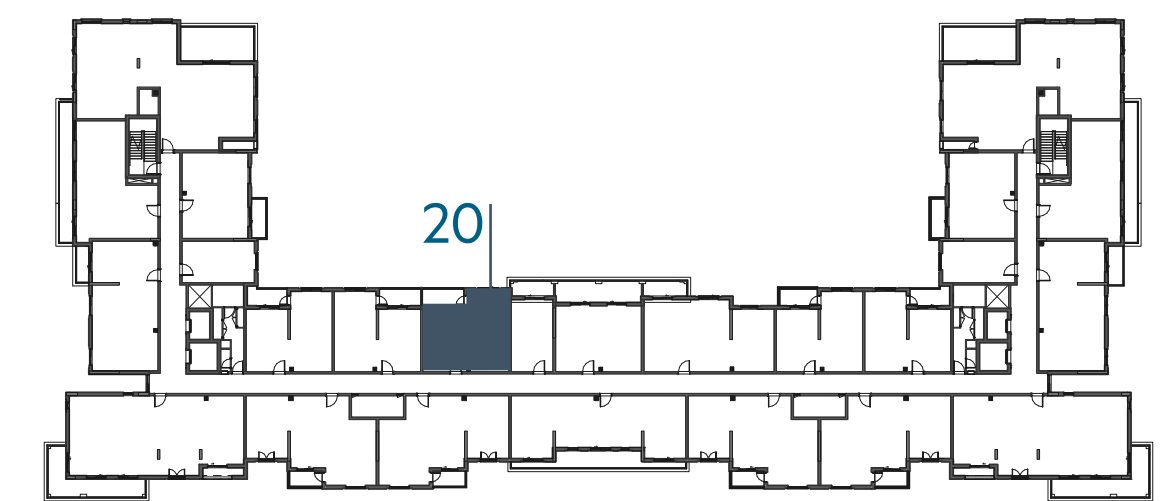
LEVEL
02, 03, 04



LEVEL
05



LEVEL
06



EAGLE
HILLS



جزيرة مريم
MARYAM ISLAND

Disclaimer:

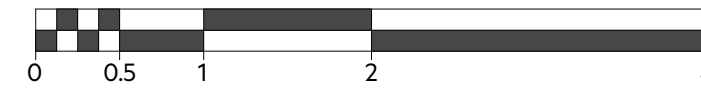
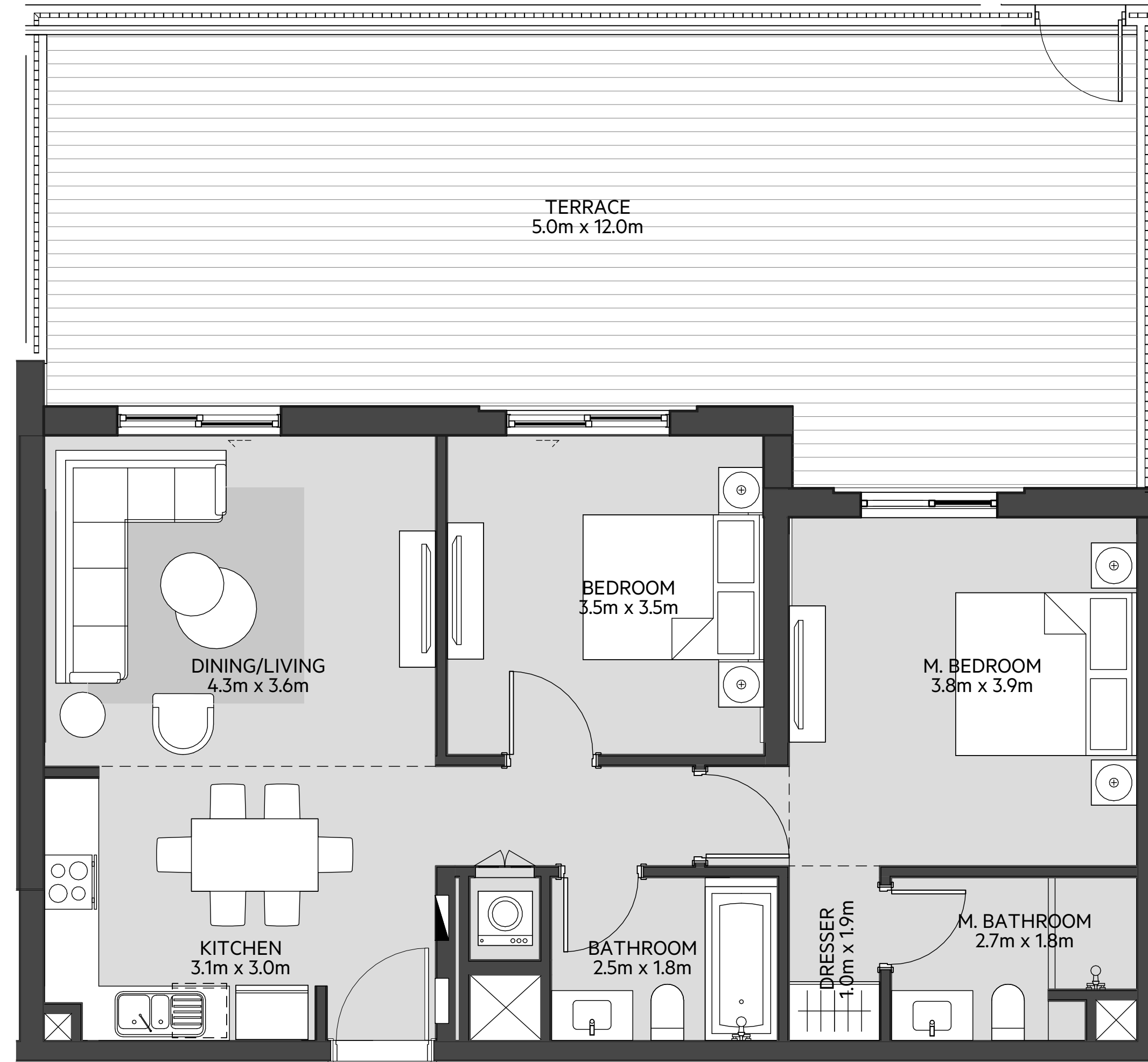
1. All room dimensions are measured to structural elements and exclude all finishes and construction tolerances. **2.** All dimensions have been provided by our consultant architects. **3.** All materials, dimensions and drawings are approximate. Information is subject to change without notice. **4.** Actual suite area may vary from the stated area. Drawings not to scale. The developer reserves the right to make revisions. **5.** Calculation of suite area is measured as the area bounded by the centre line of the demising or partition walls separating one unit from another unit, the exterior face of all exterior walls, and the exterior face of the corridor wall enclosing the adjoining unit. **6.** Calculation of balcony area is measured as the area bounded by the centre line of the demising or partition walls separating one unit from another unit, the out most face of the enclosing guard and the external face of the unit adjoining the balcony. **7.** The units are measured at typical floor in the building. Columns may vary in size depending on the floor level.

سَيَان

بيتش رزیدنس

CYAN BEACH RESIDENCE

2_BEDROOM	TYPE 2A-1
UNIT NO.	126
SUITE AREA	86.11 m² / 927 ft²
BALCONY AREA	0.00 m² / 000 ft²
TOTAL AREA	86.11 m² / 927 ft²
GARDEN TERRACE	57.59 m² / 620 ft²



LEVEL
01



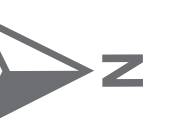
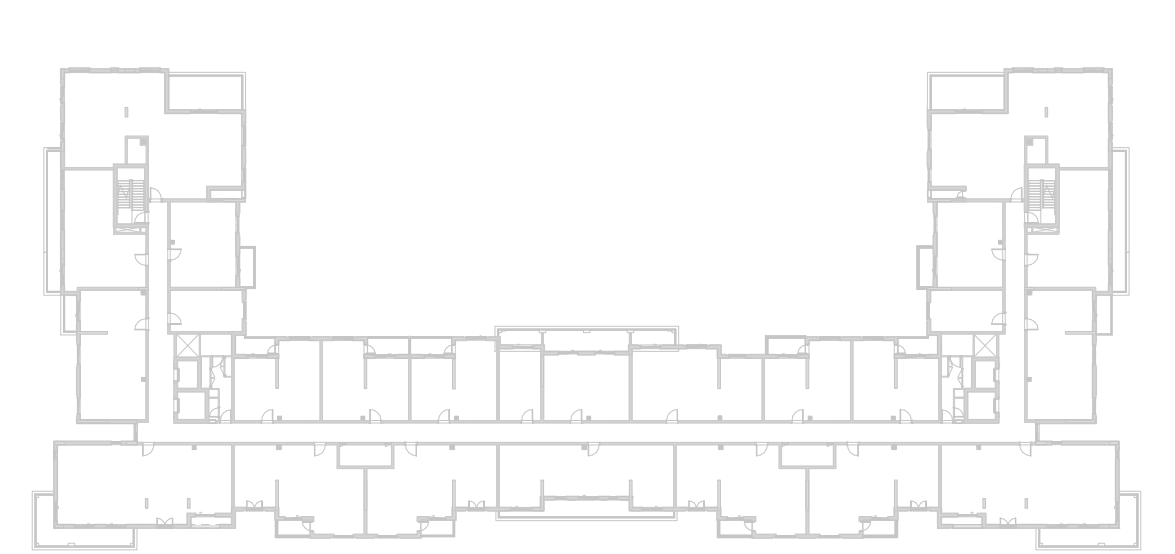
LEVEL
02, 03, 04



LEVEL
05



LEVEL
06



EAGLE
HILLS



جزيرة مريم
MARYAM ISLAND

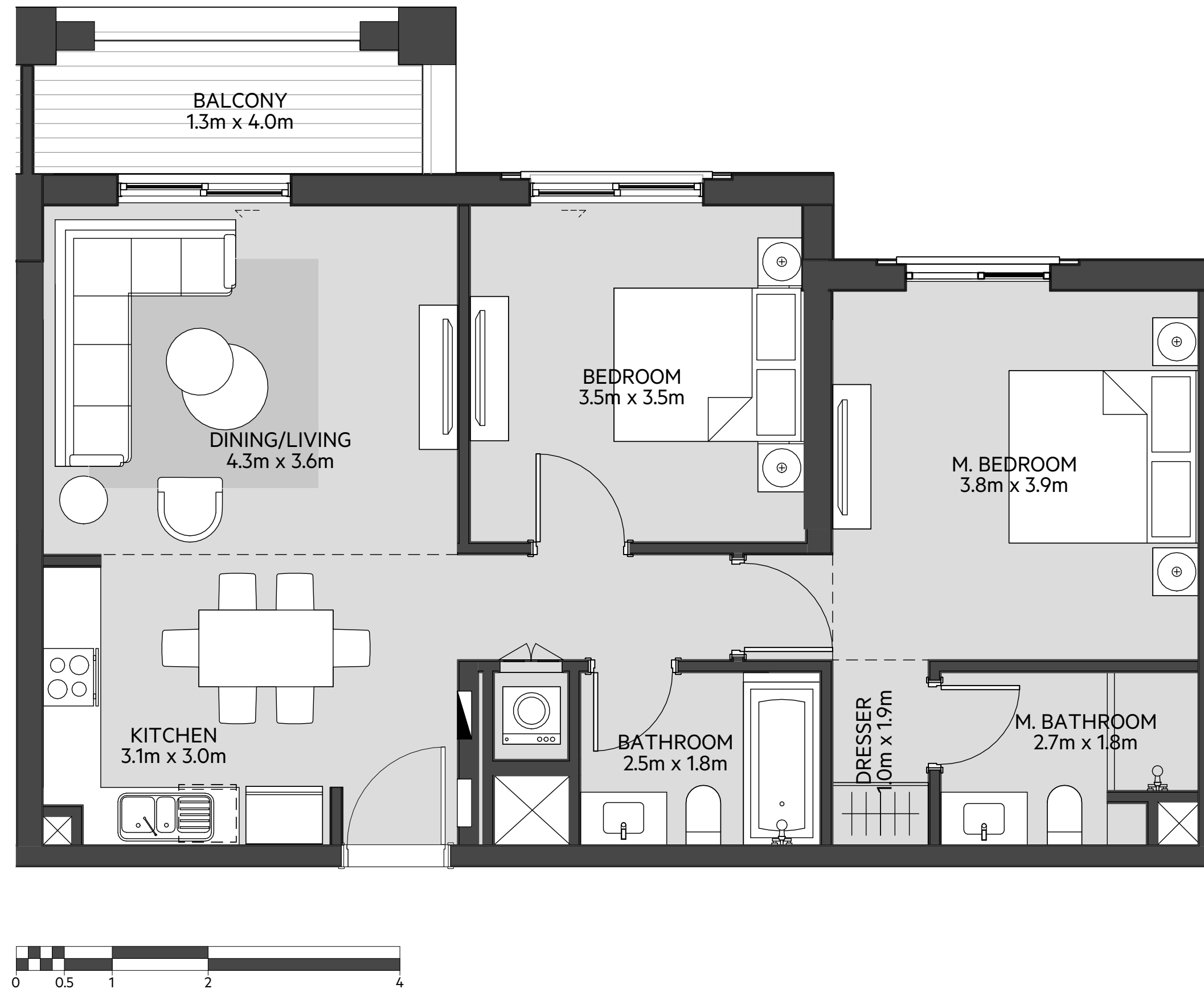
Disclaimer:

1. All room dimensions are measured to structural elements and exclude all finishes and construction tolerances. **2.** All dimensions have been provided by our consultant architects. **3.** All materials, dimensions and drawings are approximate. Information is subject to change without notice. **4.** Actual suite area may vary from the stated area. Drawings not to scale. The developer reserves the right to make revisions. **5.** Calculation of suite area is measured as the area bounded by the centre line of the demising or partition walls separating one unit from another unit, the exterior face of all exterior walls, and the exterior face of the corridor wall enclosing the adjoining unit. **6.** Calculation of balcony area is measured as the area bounded by the centre line of the demising or partition walls separating one unit from another unit, the out most face of the enclosing guard and the external face of the unit adjoining the balcony. **7.** The units are measured at typical floor in the building. Columns may vary in size depending on the floor level.

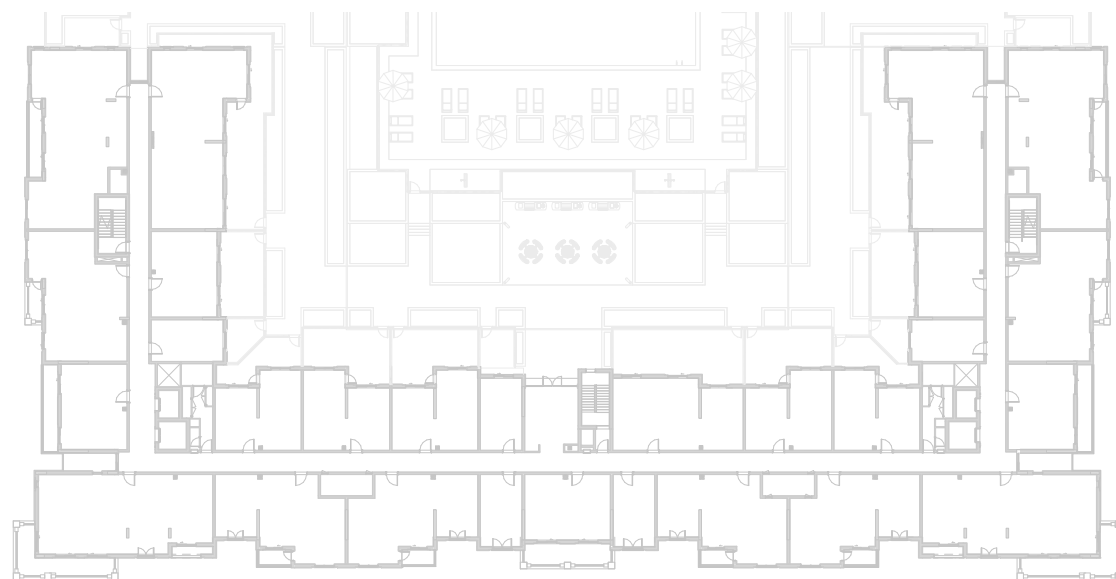
سَيَان

بيتش رزیدنس CYAN BEACH RESIDENCE

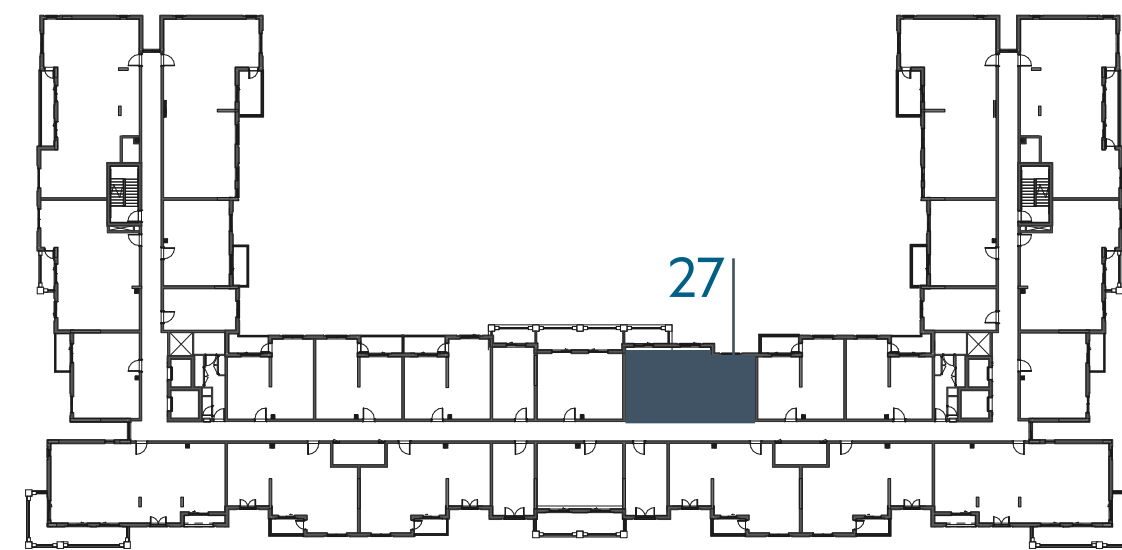
2_BEDROOM	TYPE 2A-2
UNIT NO.	227,327,427,525,623
SUITE AREA	84.59 m² / 910 ft²
BALCONY AREA	6.28 m² / 68 ft²
TOTAL AREA	90.87 m² / 978 ft²



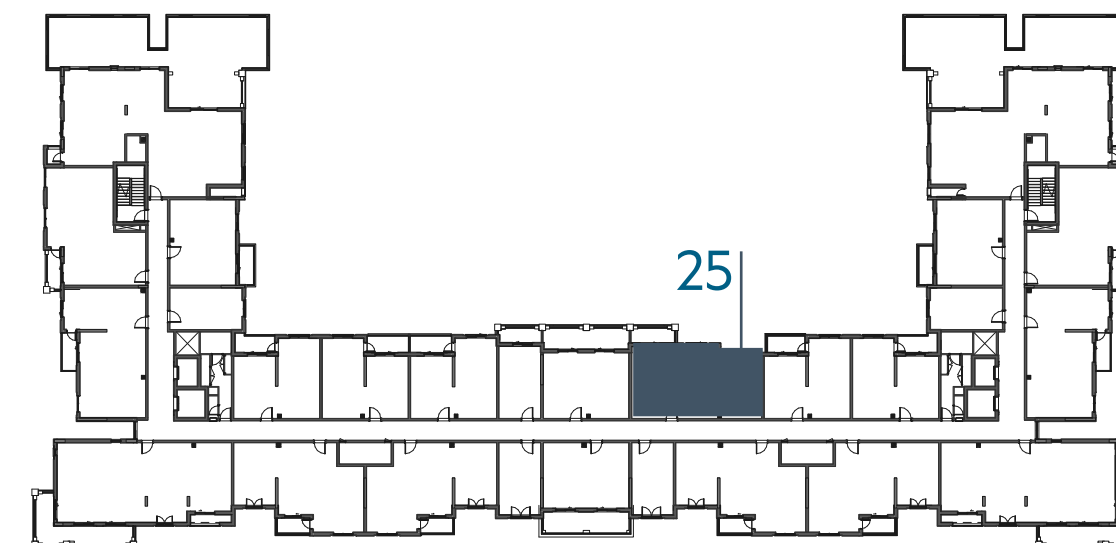
LEVEL
01



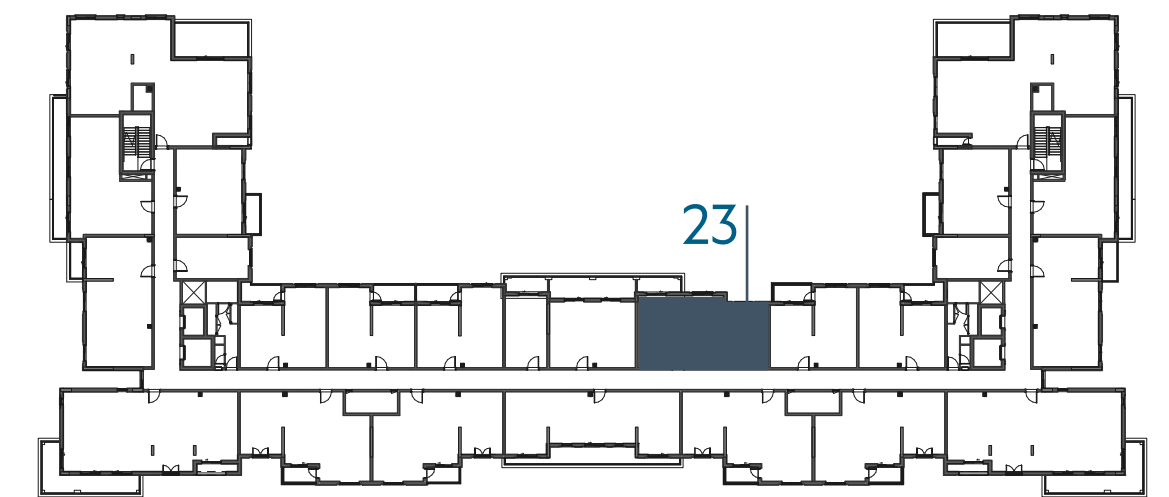
LEVEL
02, 03, 04



LEVEL
05



LEVEL
06



جزيرة مريم
MARYAM ISLAND

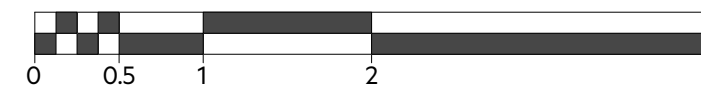
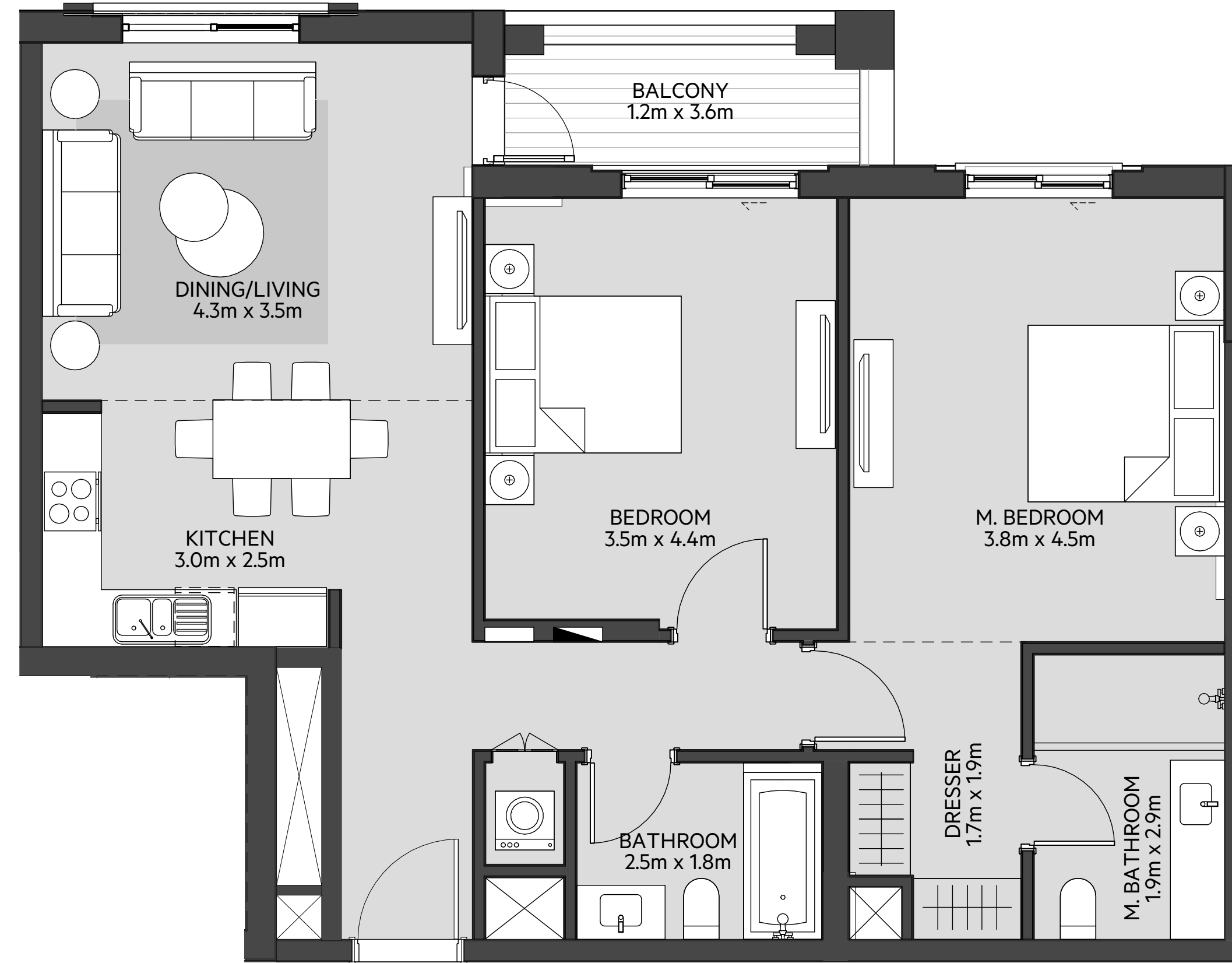
Disclaimer:

1. All room dimensions are measured to structural elements and exclude all finishes and construction tolerances. **2.** All dimensions have been provided by our consultant architects. **3.** All materials, dimensions and drawings are approximate. Information is subject to change without notice. **4.** Actual suite area may vary from the stated area. Drawings not to scale. The developer reserves the right to make revisions. **5.** Calculation of suite area is measured as the area bounded by the centre line of the demising or partition walls separating one unit from another unit, the exterior face of all exterior walls, and the exterior face of the corridor wall enclosing the adjoining unit. **6.** Calculation of balcony area is measured as the area bounded by the centre line of the demising or partition walls separating one unit from another unit, the out most face of the enclosing guard and the external face of the unit adjoining the balcony. **7.** The units are measured at typical floor in the building. Columns may vary in size depending on the floor level.

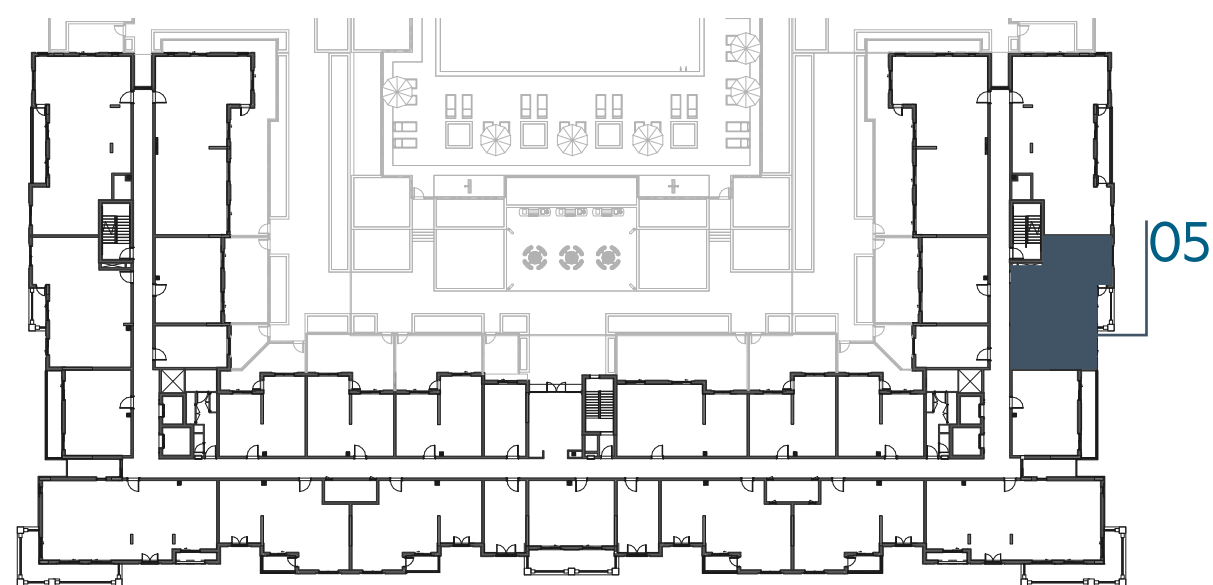
سَيَان

بيتش رزیدنس CYAN BEACH RESIDENCE

2_BEDROOM	TYPE 2B-1
UNIT NO.	105,205,305,405
SUITE AREA	98.23 m² / 1057 ft²
BALCONY AREA	4.95m² / 53 ft²
TOTAL AREA	103.18 m² / 1110 ft²



LEVEL
01



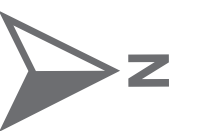
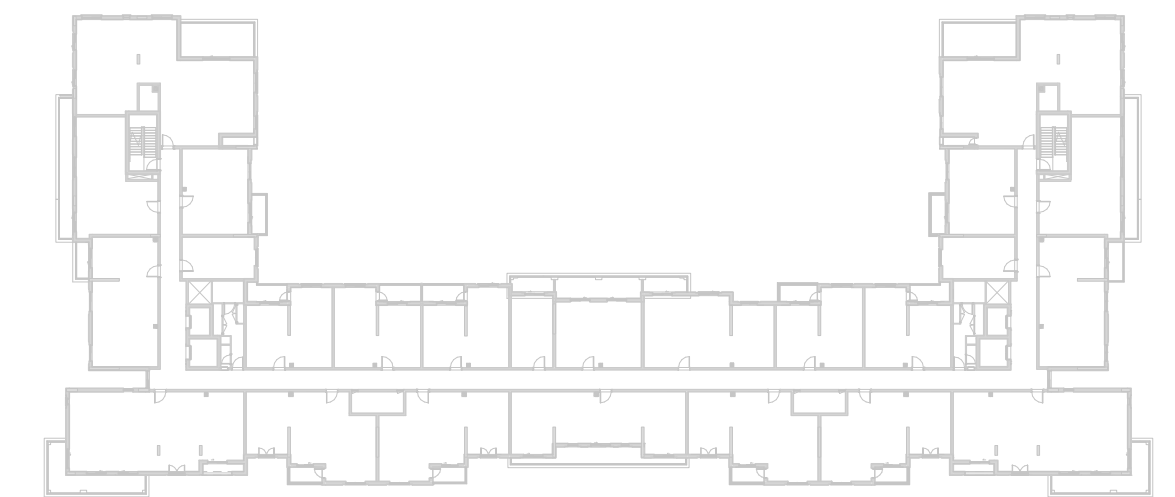
LEVEL
02, 03, 04



LEVEL
05



LEVEL
06



EAGLE
HILLS



جزيرة مريم
MARYAM ISLAND

Disclaimer:

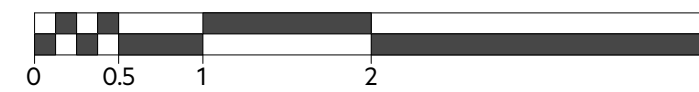
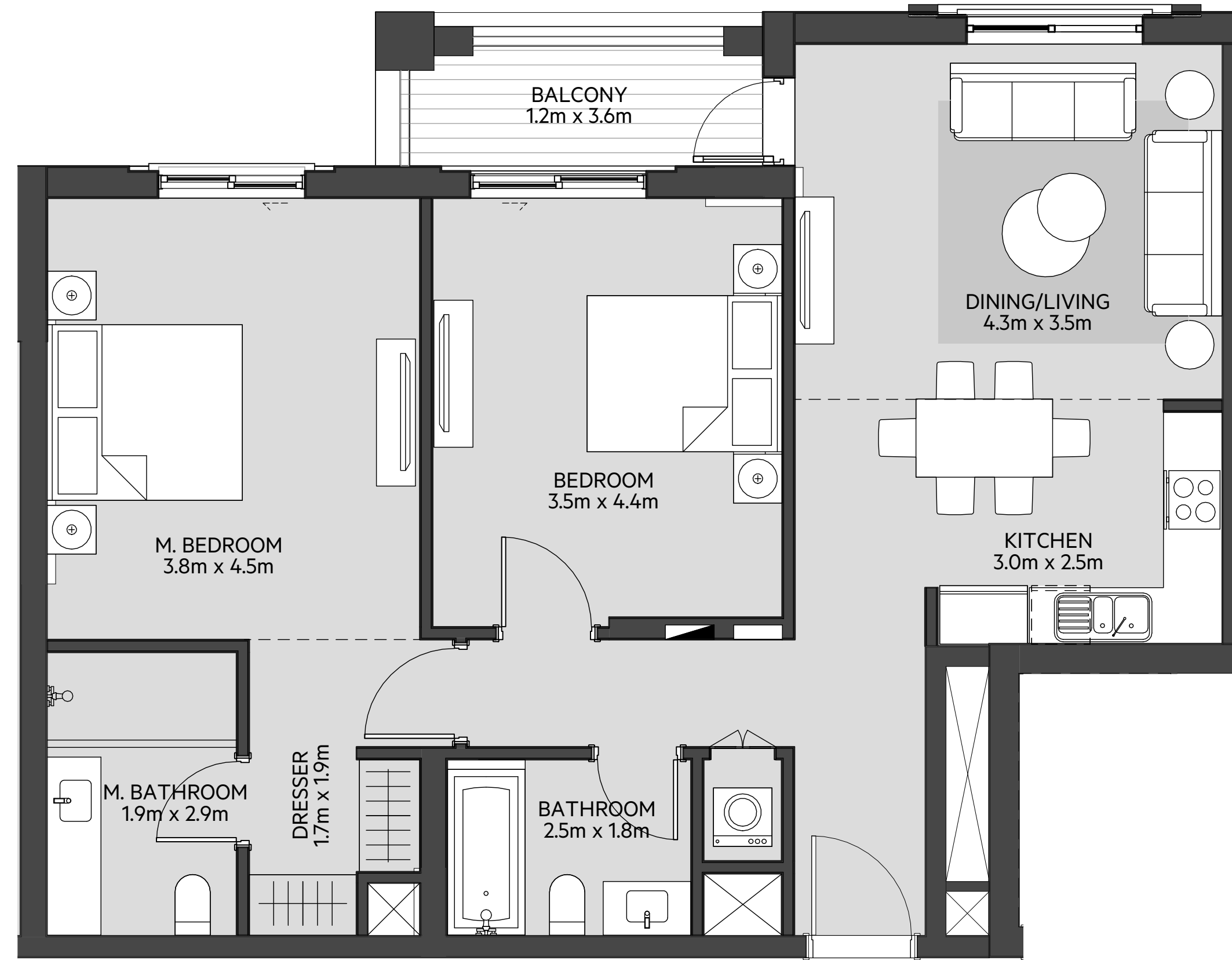
1. All room dimensions are measured to structural elements and exclude all finishes and construction tolerances. **2.** All dimensions have been provided by our consultant architects. **3.** All materials, dimensions and drawings are approximate. Information is subject to change without notice. **4.** Actual suite area may vary from the stated area. Drawings not to scale. The developer reserves the right to make revisions. **5.** Calculation of suite area is measured as the area bounded by the centre line of the demising or partition walls separating one unit from another unit, the exterior face of all exterior walls, and the exterior face of the corridor wall enclosing the adjoining unit. **6.** Calculation of balcony area is measured as the area bounded by the centre line of the demising or partition walls separating one unit from another unit, the out most face of the enclosing guard and the external face of the unit adjoining the balcony. **7.** The units are measured at typical floor in the building. Columns may vary in size depending on the floor level.

سَيَان

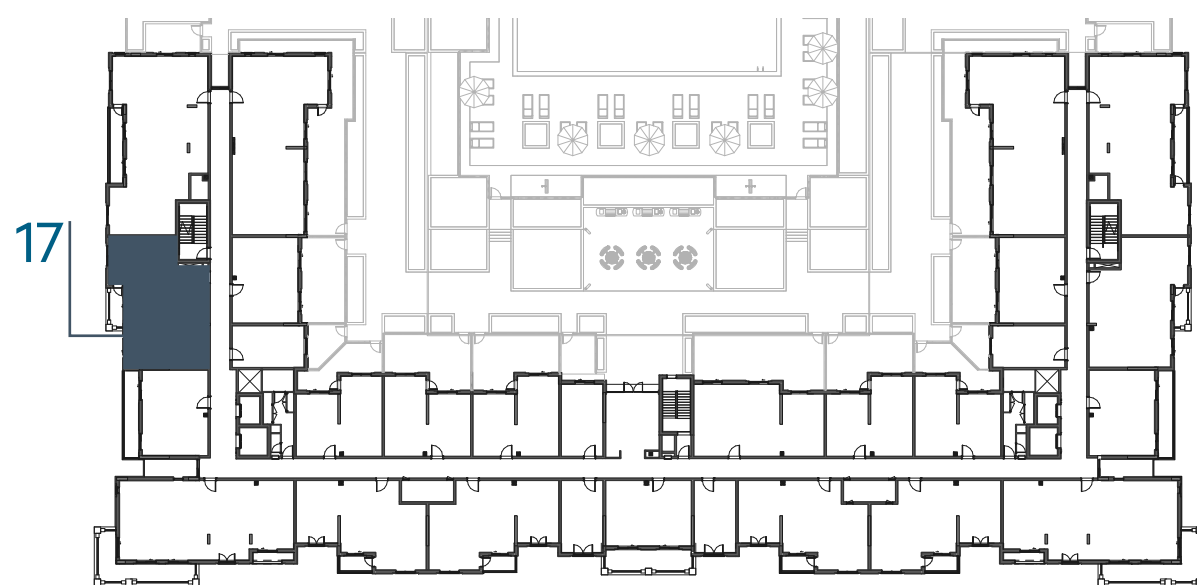
بيتش رزیدنس

CYAN BEACH RESIDENCE

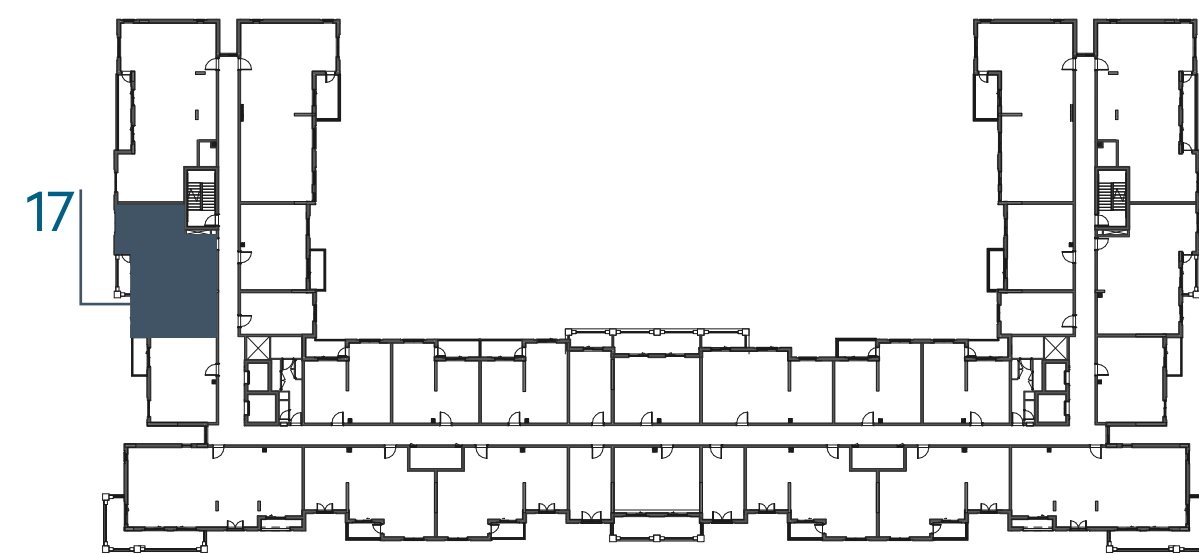
2_BEDROOM	TYPE 2B-1 M
UNIT NO.	117,217,317,417
SUITE AREA	98.23 m² / 1057 ft²
BALCONY AREA	4.95m² / 53 ft²
TOTAL AREA	103.18 m² / 1110 ft²



LEVEL
01



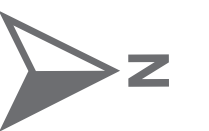
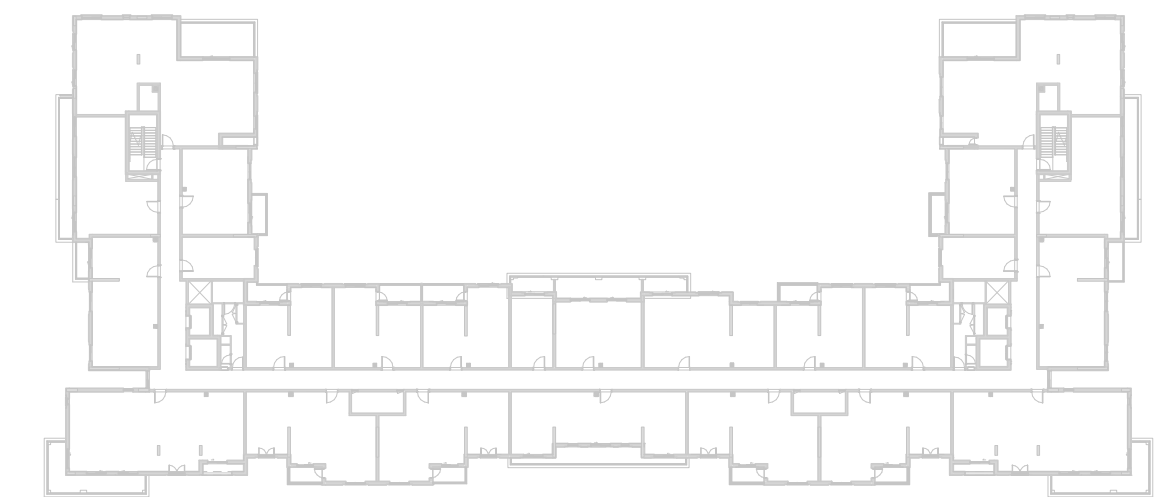
LEVEL
02, 03, 04



LEVEL
05



LEVEL
06



EAGLE
HILLS



جزيرة مريم
MARYAM ISLAND

Disclaimer:

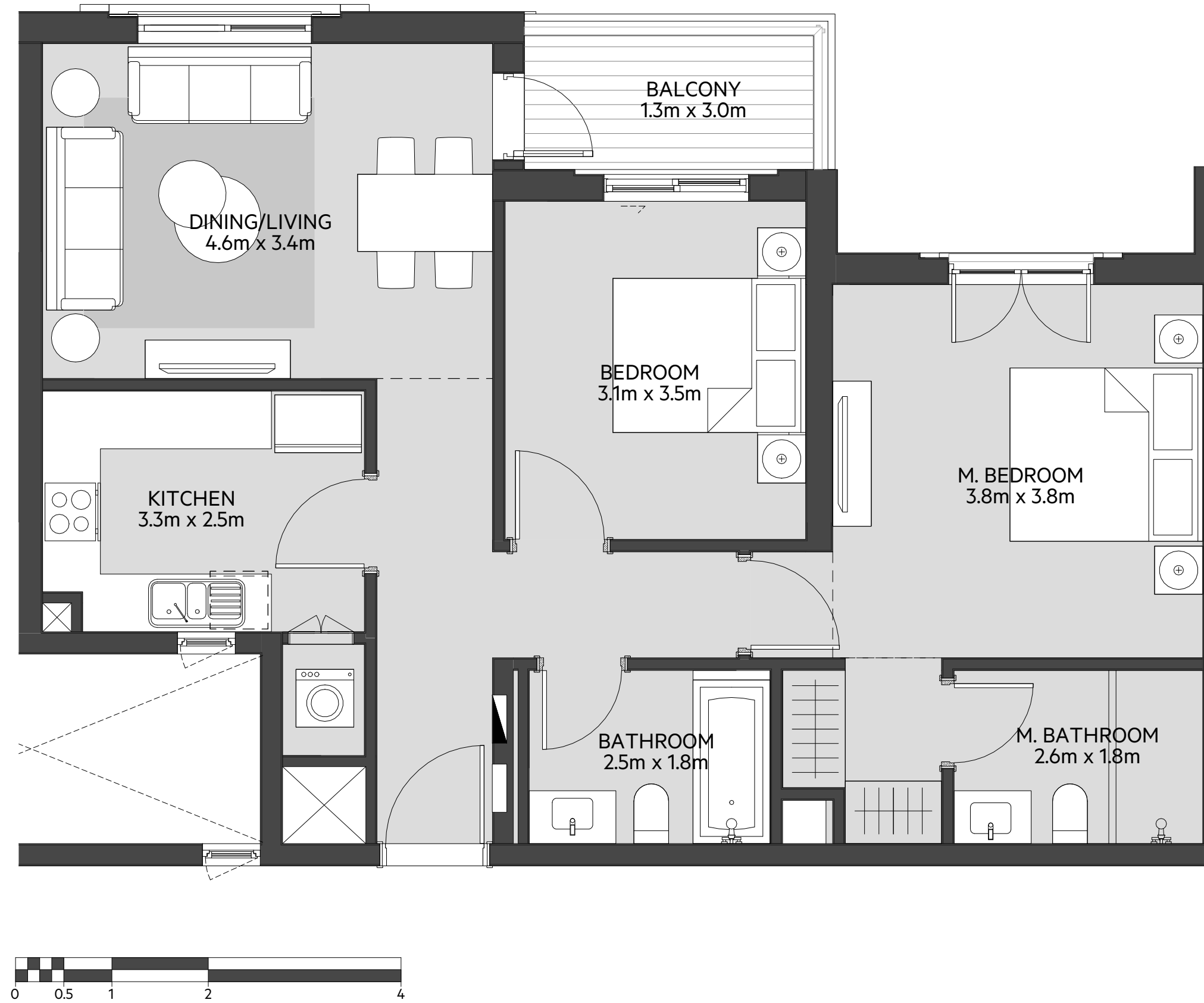
1. All room dimensions are measured to structural elements and exclude all finishes and construction tolerances. 2. All dimensions have been provided by our consultant architects. 3. All materials, dimensions and drawings are approximate. Information is subject to change without notice. 4. Actual suite area may vary from the stated area. Drawings not to scale. The developer reserves the right to make revisions. 5. Calculation of suite area is measured as the area bounded by the centre line of the demising or partition walls separating one unit from another unit, the exterior face of all exterior walls, and the exterior face of the corridor wall enclosing the adjoining unit. 6. Calculation of balcony area is measured as the area bounded by the centre line of the demising or partition walls separating one unit from another unit, the out most face of the enclosing guard and the external face of the unit adjoining the balcony. 7. The units are measured at typical floor in the building. Columns may vary in size depending on the floor level.

سَيَان

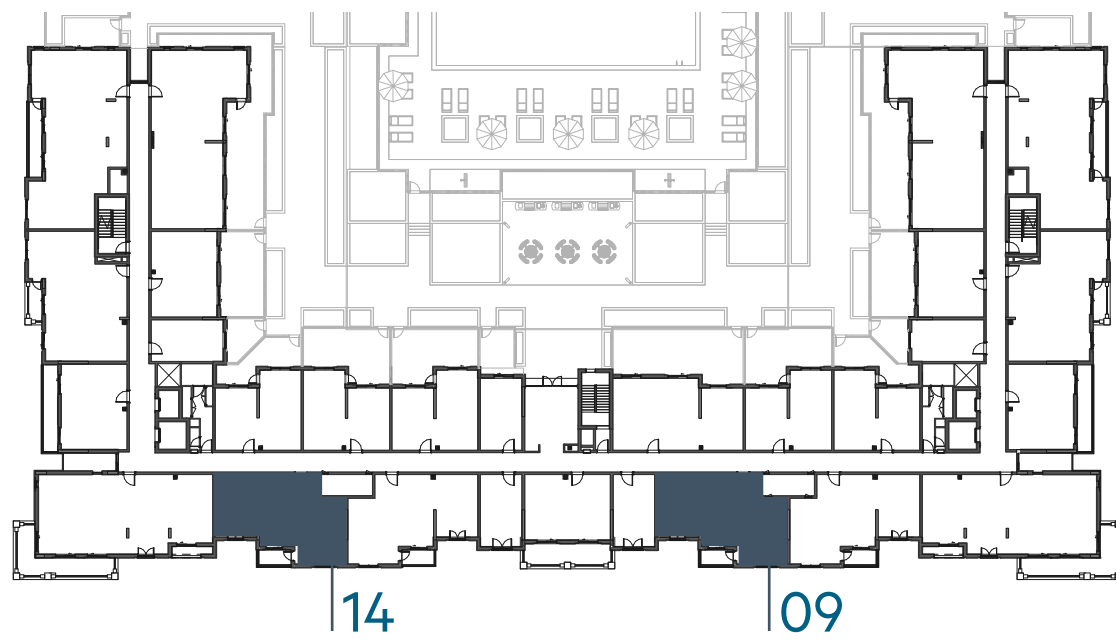
بيتش رزیدنس

CYAN BEACH RESIDENCE

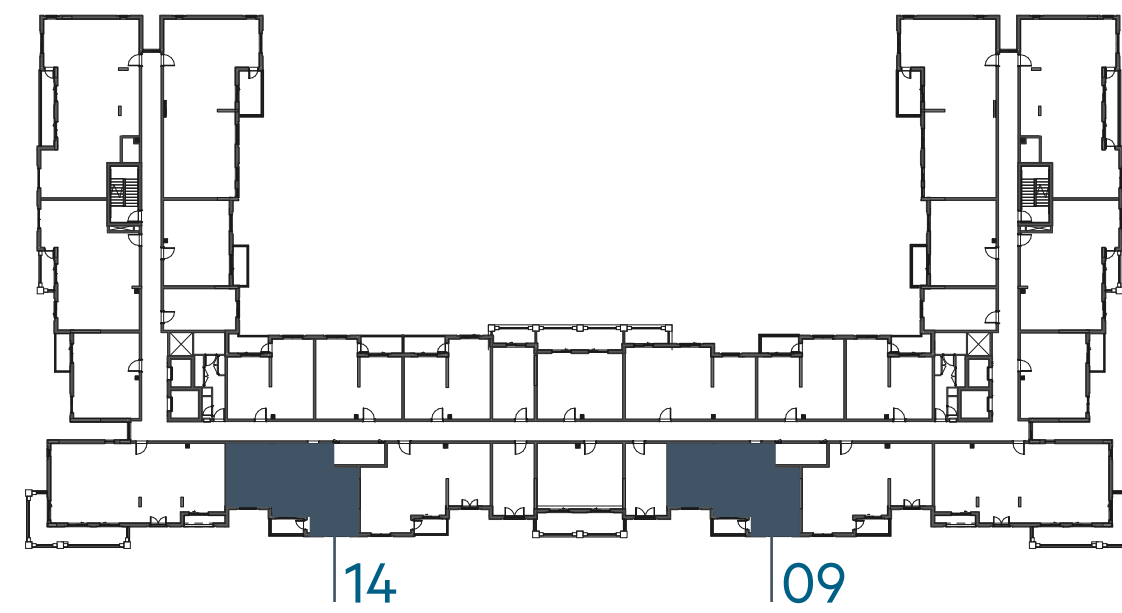
2_BEDROOM	TYPE 2C-1
UNIT NO.	109,114,209,214,309,314, 409,414,508,513,608,611
SUITE AREA	87.7m² / 944 ft²
BALCONY AREA	4.60m² / 49 ft²
TOTAL AREA	92.30 m² / 993 ft²



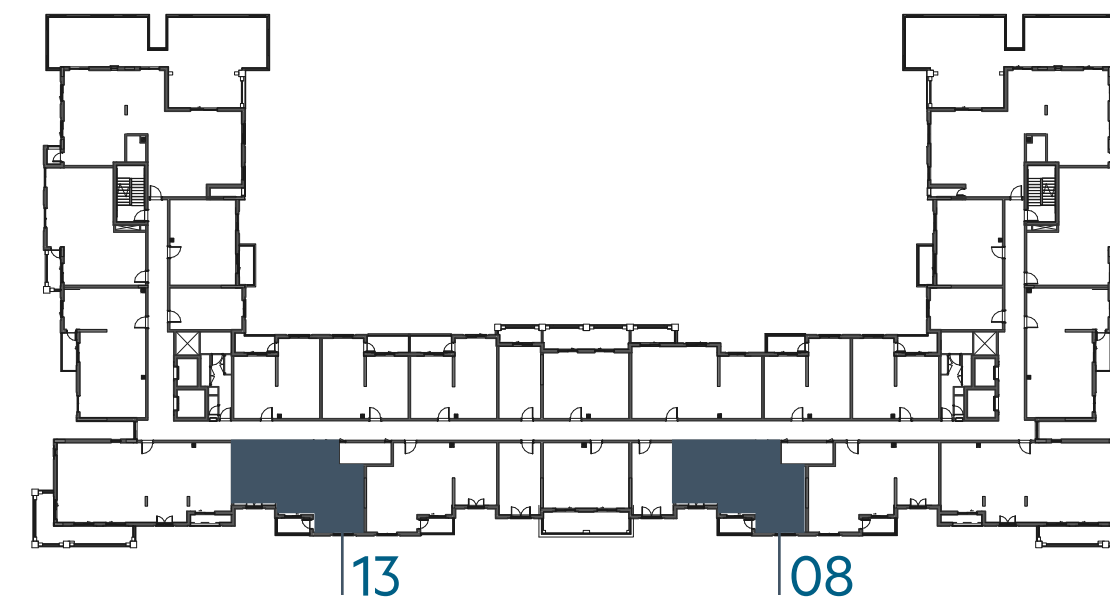
LEVEL
01



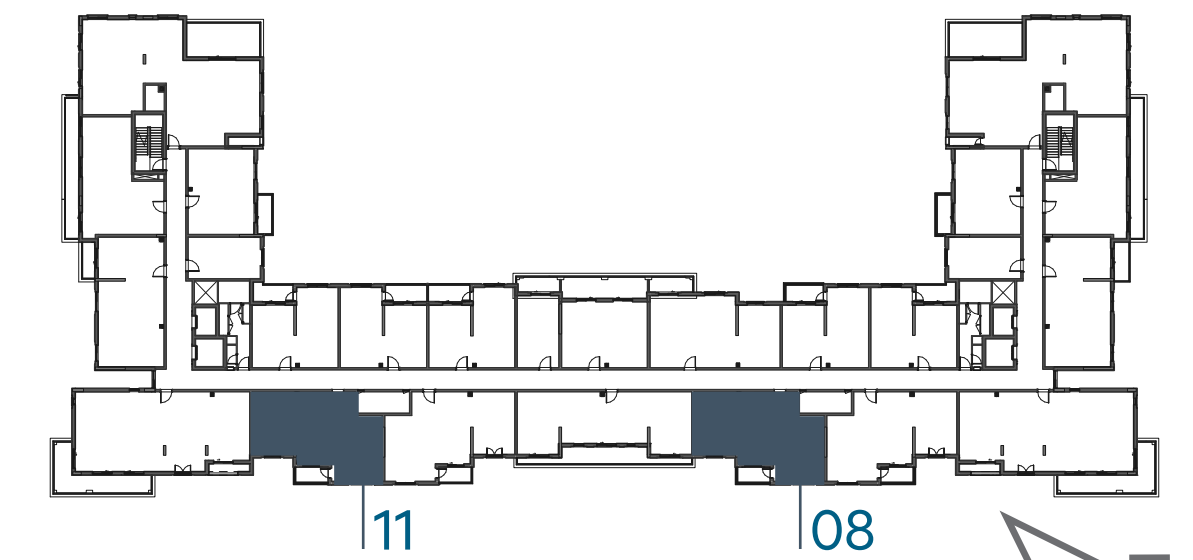
LEVEL
02, 03, 04



LEVEL
05



LEVEL
06



EAGLE
HILLS



جزيرة مريم
MARYAM ISLAND

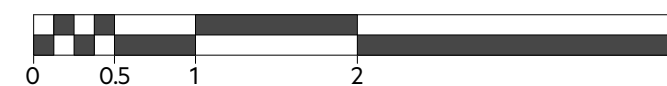
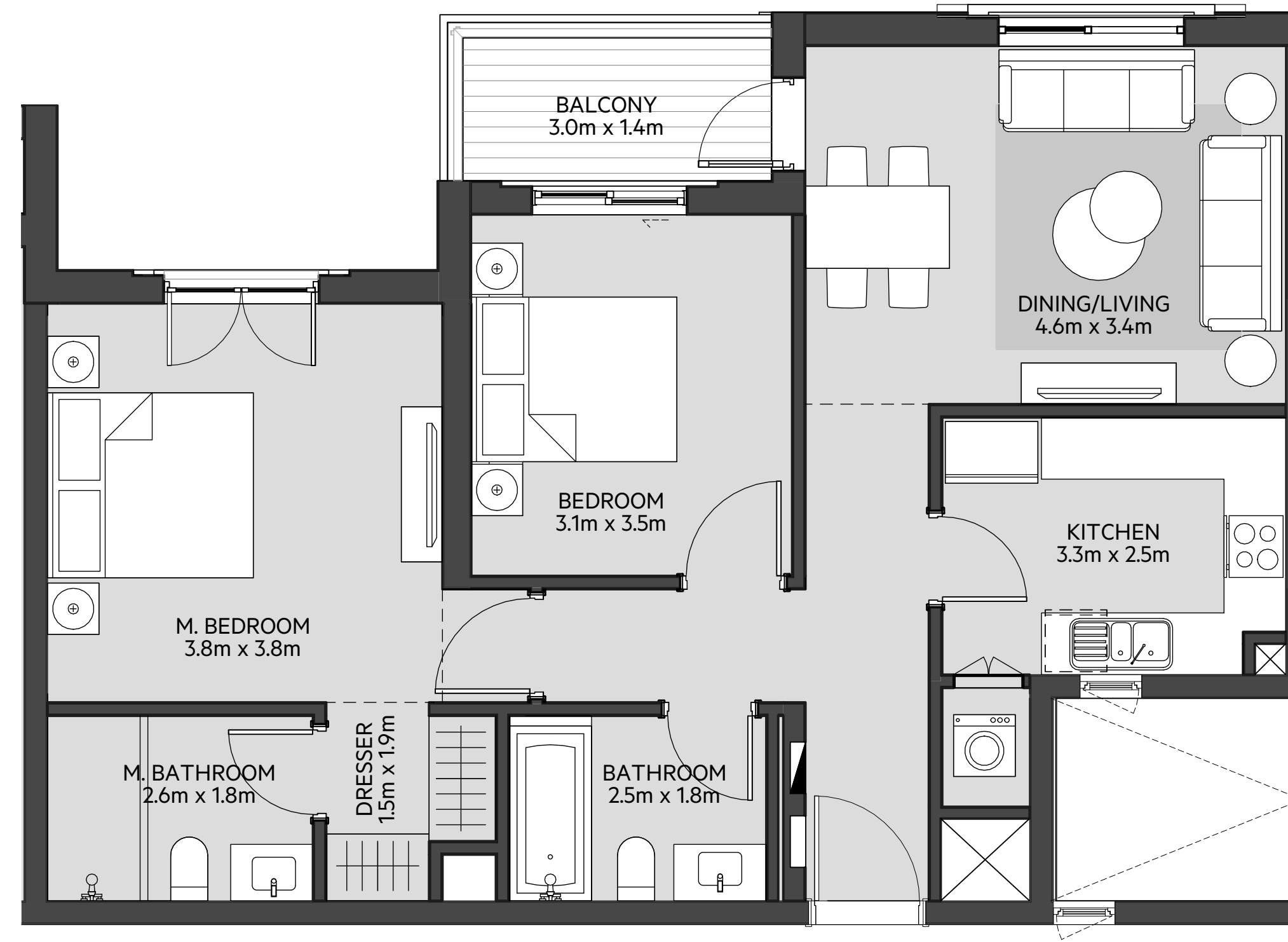
Disclaimer:

1. All room dimensions are measured to structural elements and exclude all finishes and construction tolerances. 2. All dimensions have been provided by our consultant architects. 3. All materials, dimensions and drawings are approximate. Information is subject to change without notice. 4. Actual suite area may vary from the stated area. Drawings not to scale. The developer reserves the right to make revisions. 5. Calculation of suite area is measured as the area bounded by the centre line of the demising or partition walls separating one unit from another unit, the exterior face of all exterior walls, and the exterior face of the corridor wall enclosing the adjoining unit. 6. Calculation of balcony area is measured as the area bounded by the centre line of the demising or partition walls separating one unit from another unit, the out most face of the enclosing guard and the external face of the unit adjoining the balcony. 7. The units are measured at typical floor in the building. Columns may vary in size depending on the floor level.

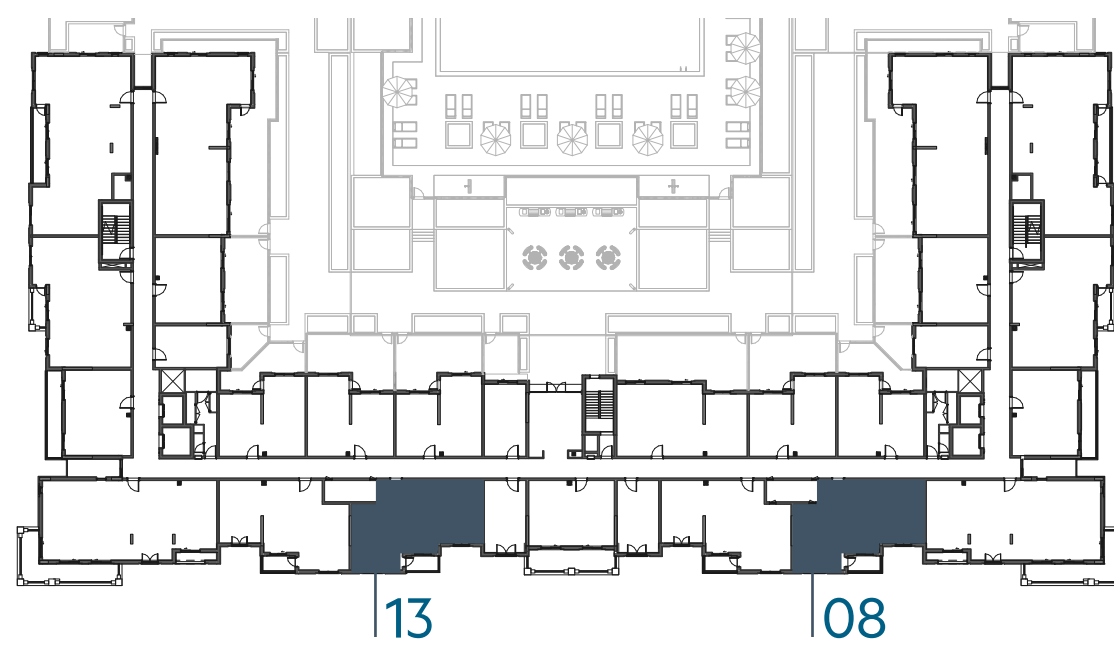
سَيَان

بيتش رزیدنس CYAN BEACH RESIDENCE

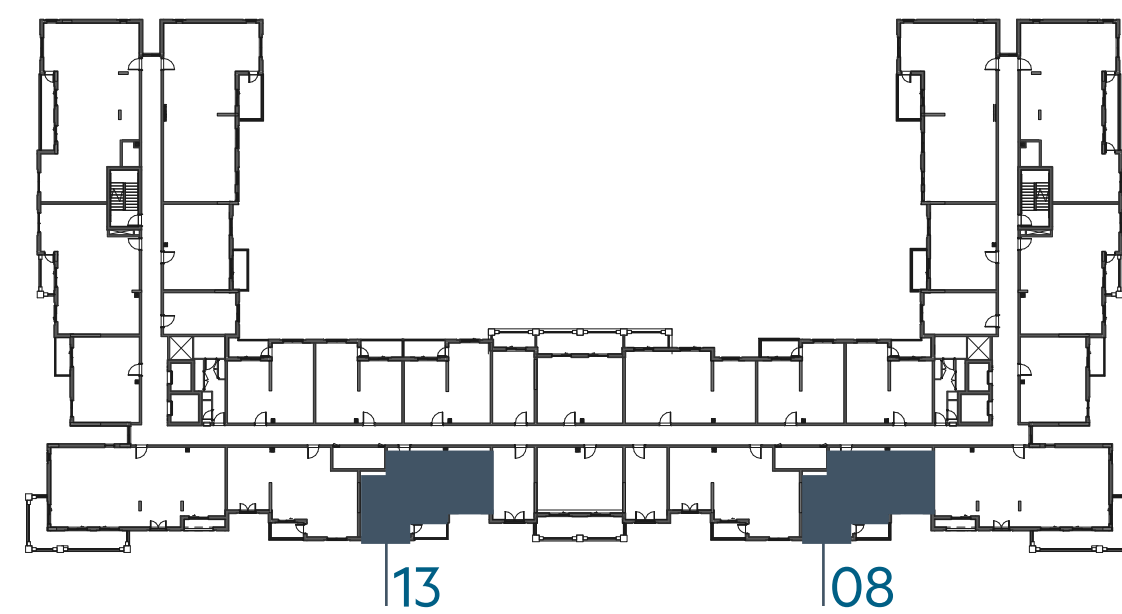
2_BEDROOM	TYPE 2C-1 M
UNIT NO.	108,113,208,213,308,313, 408,413,507,512,607,610
SUITE AREA	87.7m² / 944 ft²
BALCONY AREA	4.60m² / 49 ft²
TOTAL AREA	92.30 m² / 993 ft²



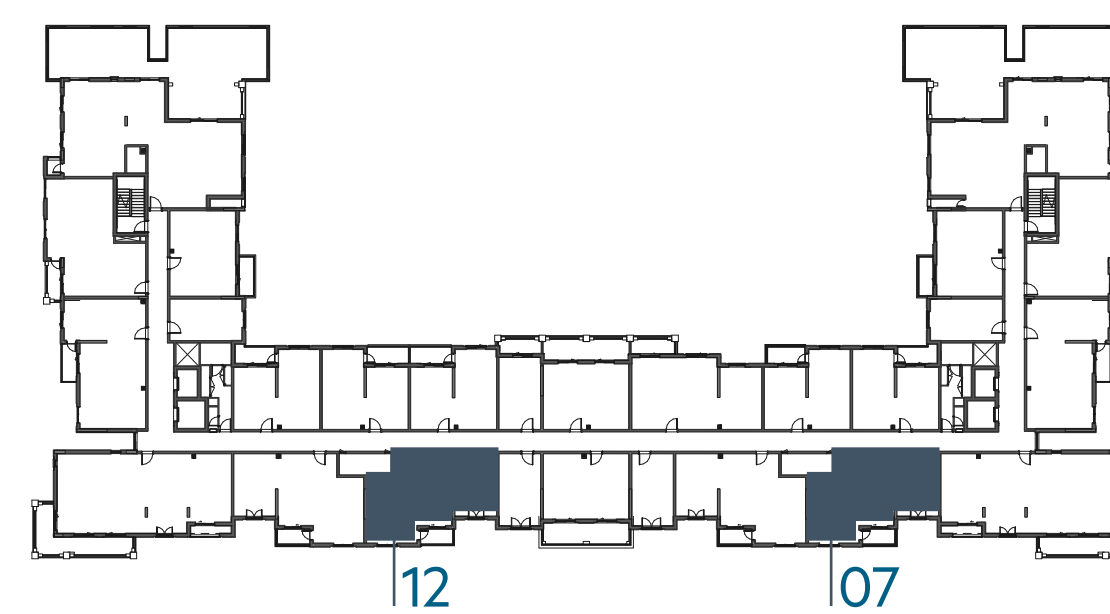
LEVEL
01



LEVEL
02, 03, 04



LEVEL
05



LEVEL
06



EAGLE
HILLS



جزيرة مريم
MARYAM ISLAND

Disclaimer:

1. All room dimensions are measured to structural elements and exclude all finishes and construction tolerances. 2. All dimensions have been provided by our consultant architects. 3. All materials, dimensions and drawings are approximate. Information is subject to change without notice. 4. Actual suite area may vary from the stated area. Drawings not to scale. The developer reserves the right to make revisions. 5. Calculation of suite area is measured as the area bounded by the centre line of the demising or partition walls separating one unit from another unit, the exterior face of all exterior walls, and the exterior face of the corridor wall enclosing the adjoining unit. 6. Calculation of balcony area is measured as the area bounded by the centre line of the demising or partition walls separating one unit from another unit, the out most face of the enclosing guard and the external face of the unit adjoining the balcony. 7. The units are measured at typical floor in the building. Columns may vary in size depending on the floor level.

سَيَان

بيتش رزیدنس

CYAN BEACH RESIDENCE

2_BEDROOM

TYPE 2D-1

UNIT NO.

504

SUITE AREA

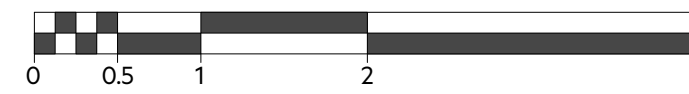
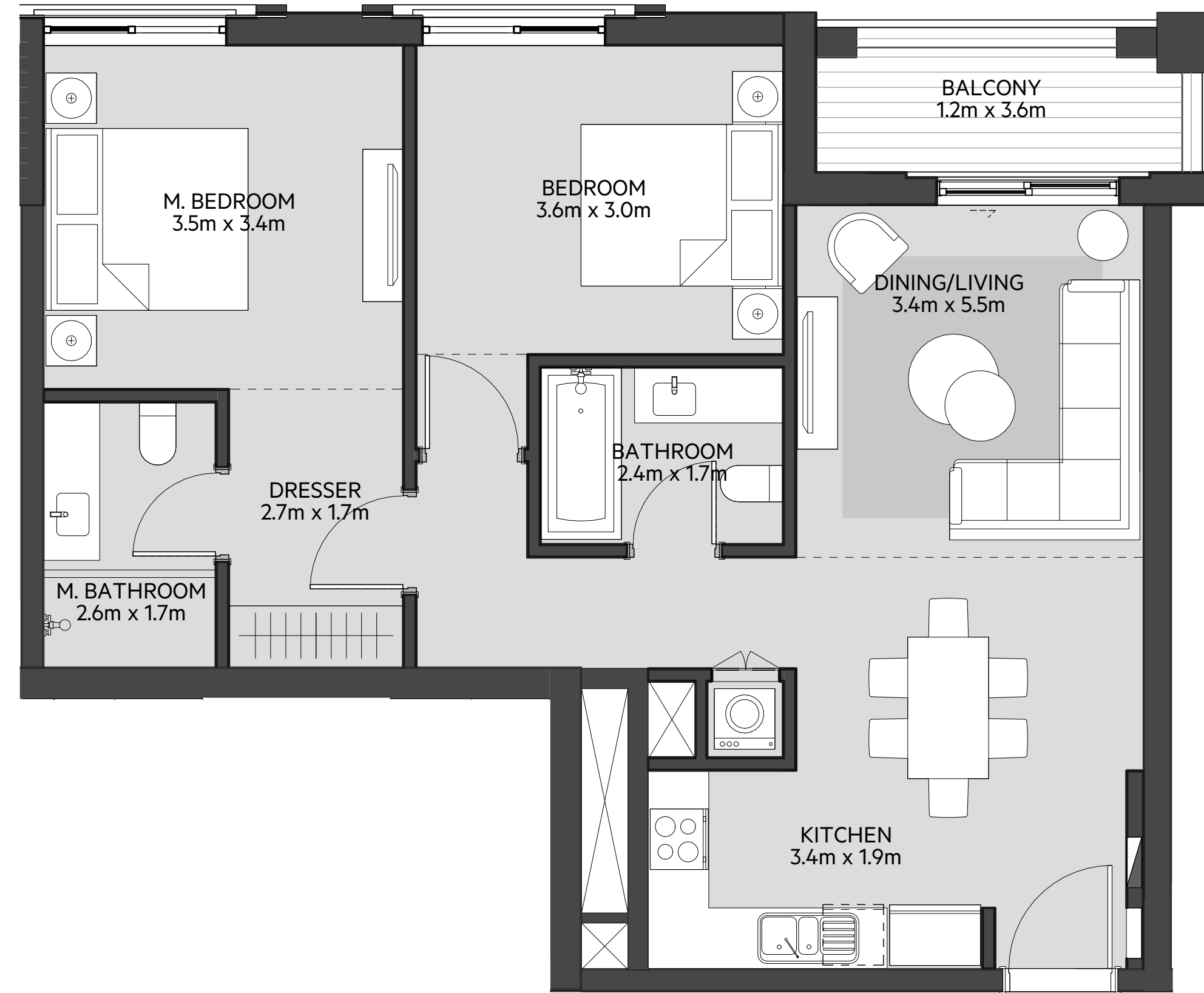
85.10 m² / 916 ft²

BALCONY AREA

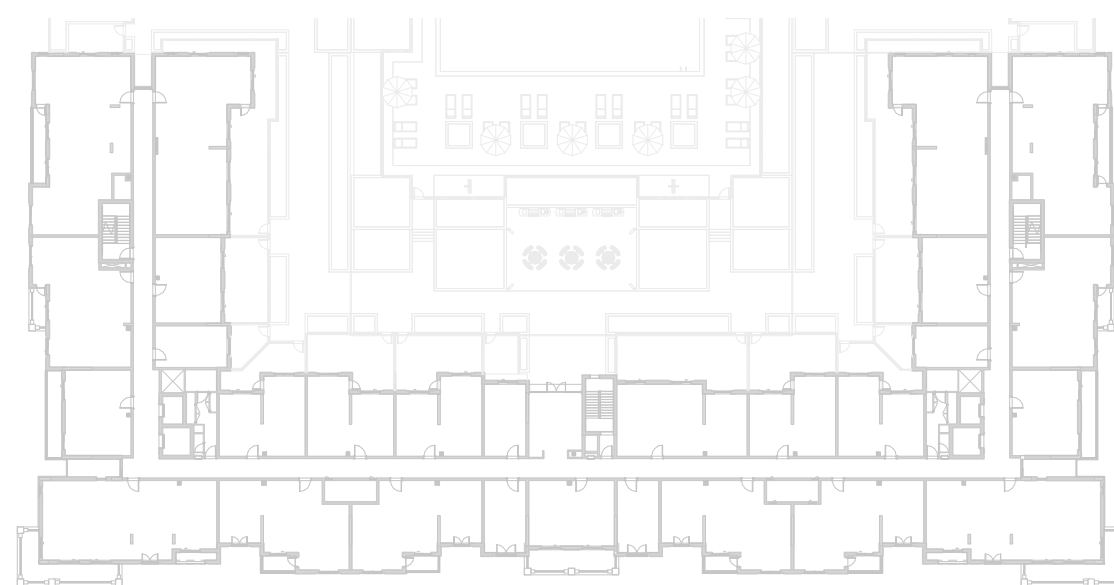
4.94 m² / 53 ft²

TOTAL AREA

90.04 m² / 969 ft²



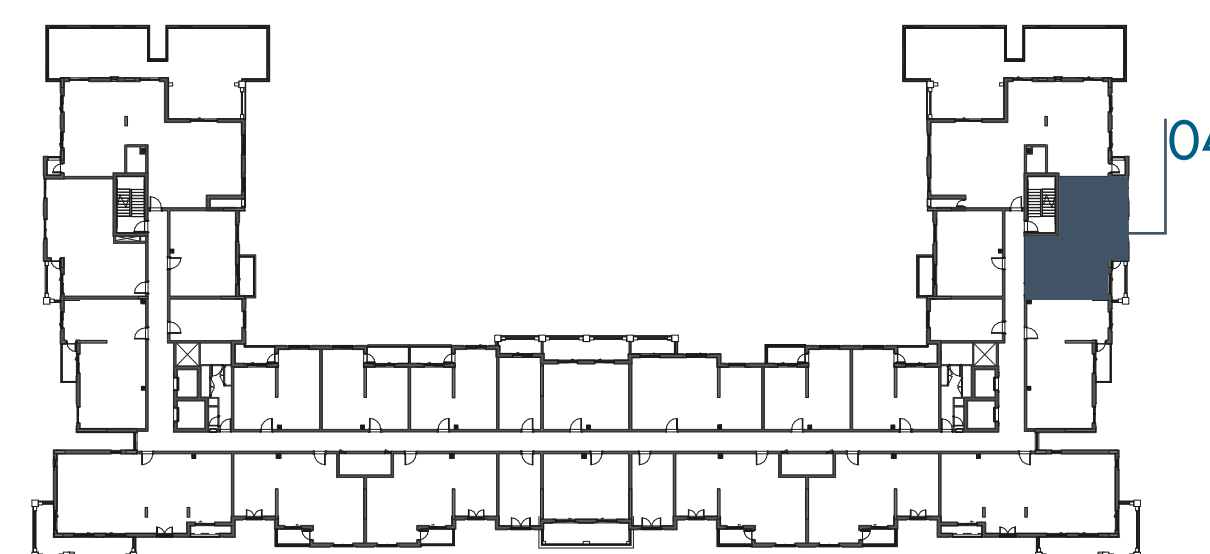
LEVEL
01



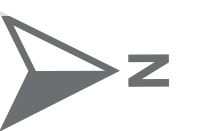
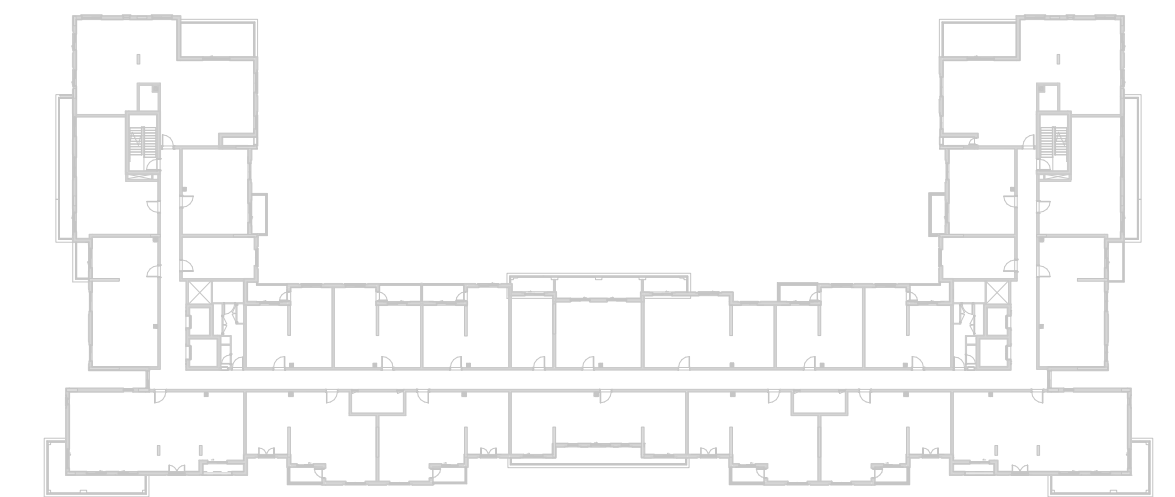
LEVEL
02, 03, 04



LEVEL
05



LEVEL
06



EAGLE
HILLS



جزيرة مريم
MARYAM ISLAND

Disclaimer:

1. All room dimensions are measured to structural elements and exclude all finishes and construction tolerances. **2.** All dimensions have been provided by our consultant architects. **3.** All materials, dimensions and drawings are approximate. Information is subject to change without notice. **4.** Actual suite area may vary from the stated area. Drawings not to scale. The developer reserves the right to make revisions. **5.** Calculation of suite area is measured as the area bounded by the centre line of the demising or partition walls separating one unit from another unit, the exterior face of all exterior walls, and the exterior face of the corridor wall enclosing the adjoining unit. **6.** Calculation of balcony area is measured as the area bounded by the centre line of the demising or partition walls separating one unit from another unit, the out most face of the enclosing guard and the external face of the unit adjoining the balcony. **7.** The units are measured at typical floor in the building. Columns may vary in size depending on the floor level.

سَيَان

بيتش رزیدنس CYAN BEACH RESIDENCE

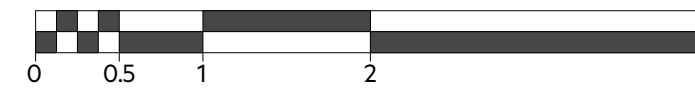
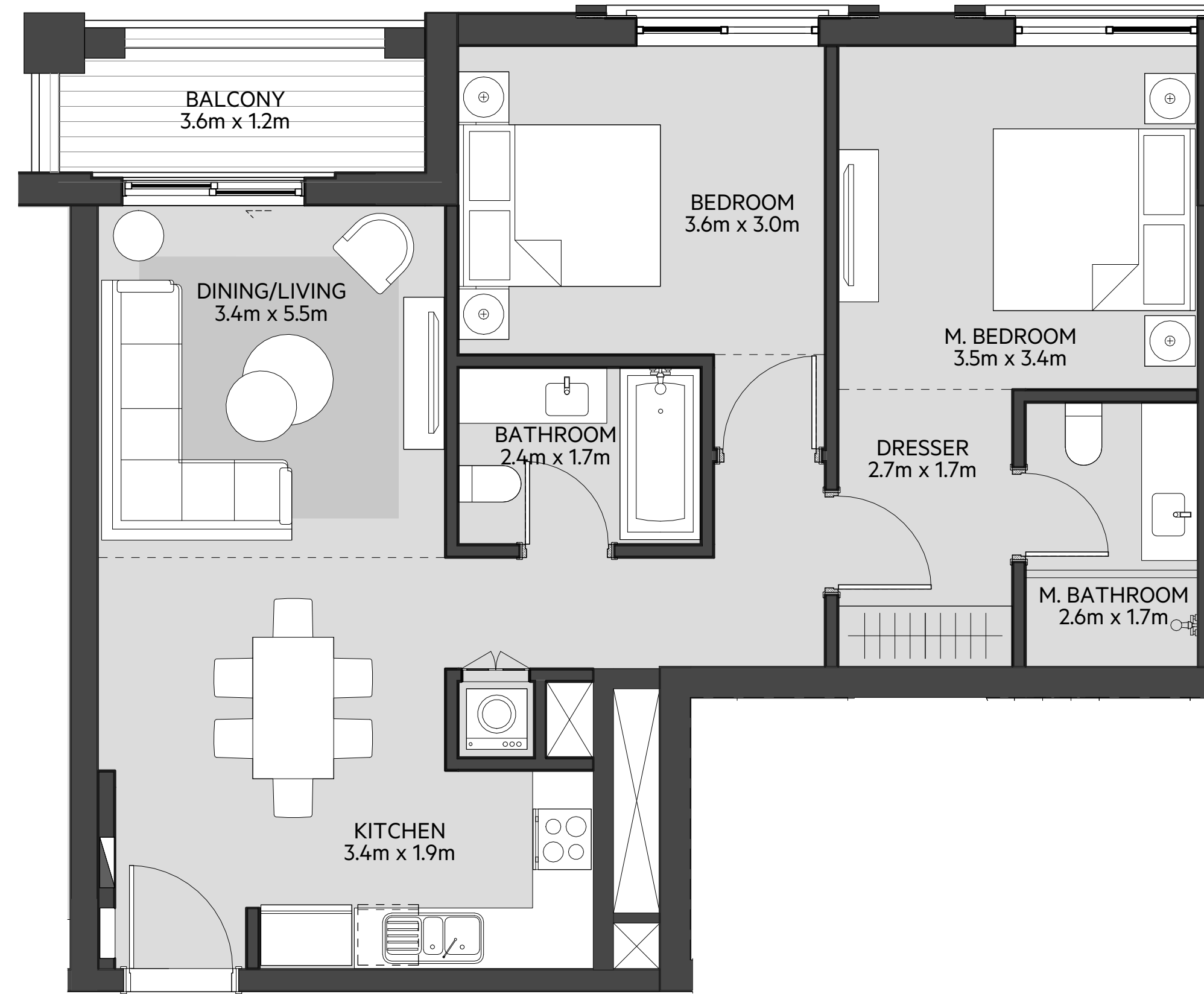
2_BEDROOM **TYPE 2D-1 M**

UNIT NO. 516

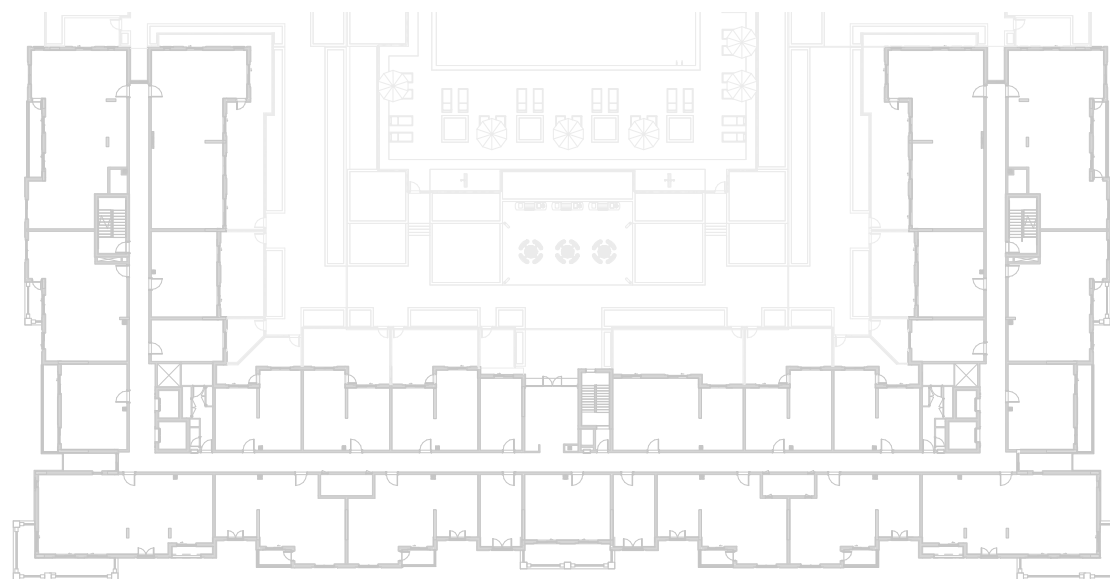
SUITE AREA **85.10 m² / 916 ft²**

BALCONY AREA **4.94 m² / 53 ft²**

TOTAL AREA **90.04 m² / 969 ft²**



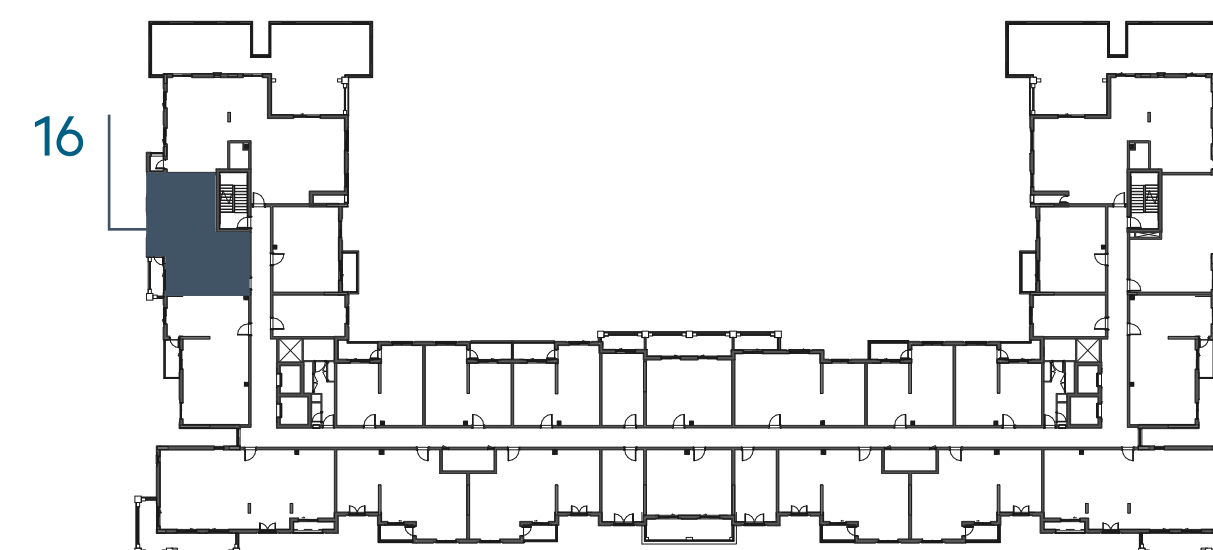
LEVEL
01



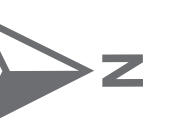
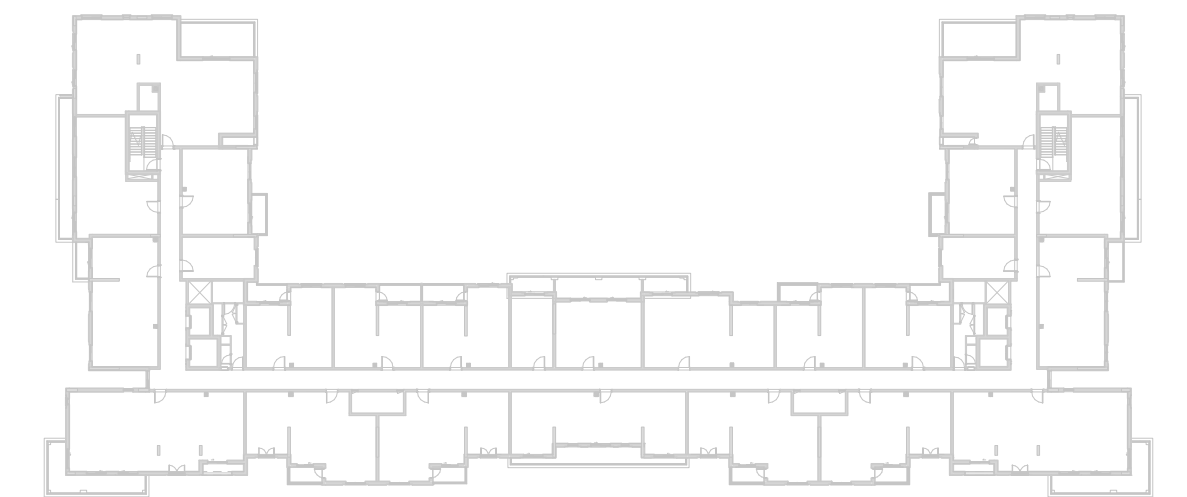
LEVEL
02, 03, 04



LEVEL
05



LEVEL
06



EAGLE
HILLS



جزيرة مريم
MARYAM ISLAND

Disclaimer:

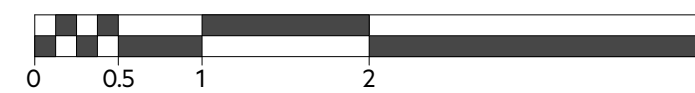
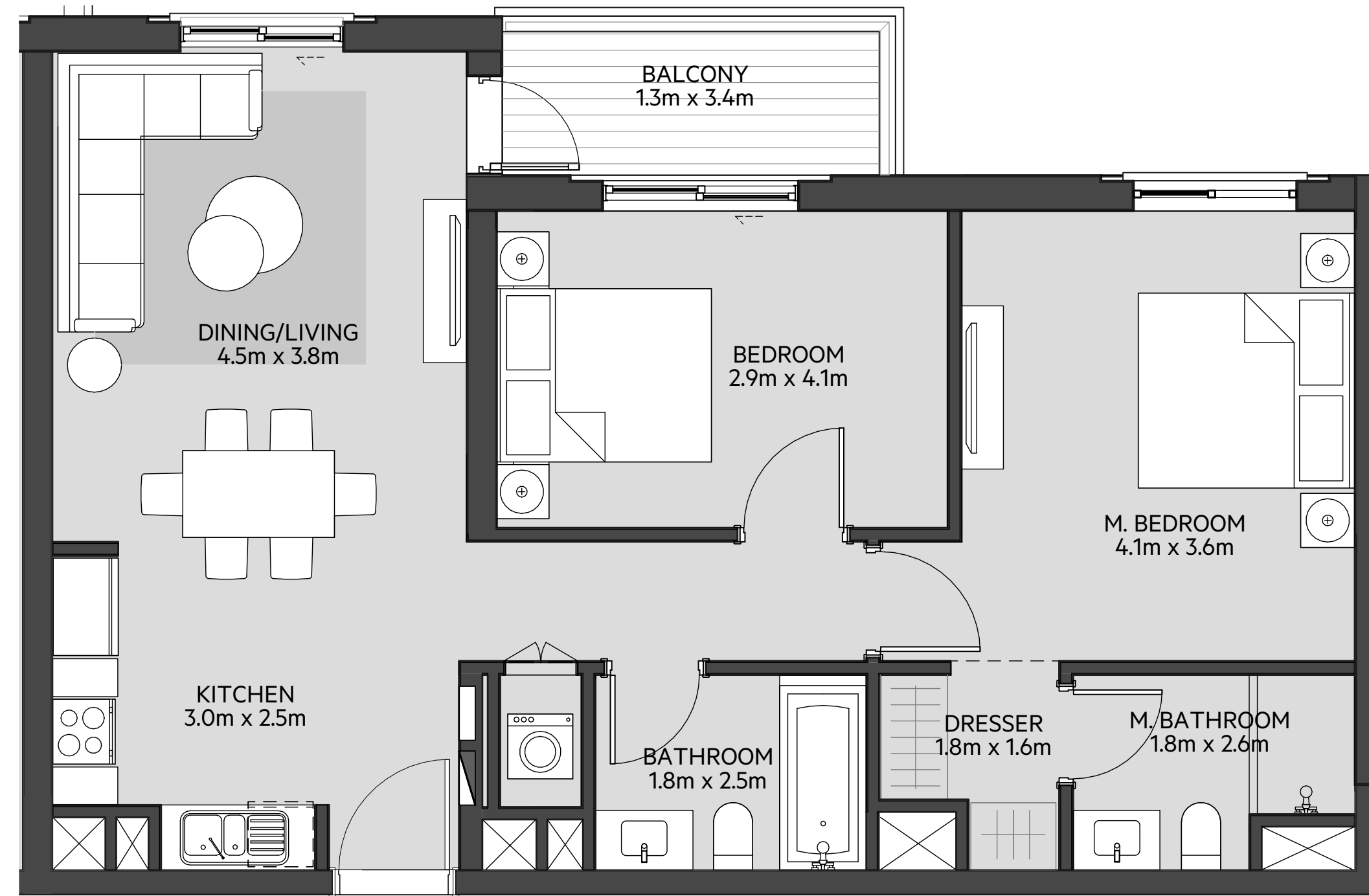
1. All room dimensions are measured to structural elements and exclude all finishes and construction tolerances. **2.** All dimensions have been provided by our consultant architects. **3.** All materials, dimensions and drawings are approximate. Information is subject to change without notice. **4.** Actual suite area may vary from the stated area. Drawings not to scale. The developer reserves the right to make revisions. **5.** Calculation of suite area is measured as the area bounded by the centre line of the demising or partition walls separating one unit from another unit, the exterior face of all exterior walls, and the exterior face of the corridor wall enclosing the adjoining unit. **6.** Calculation of balcony area is measured as the area bounded by the centre line of the demising or partition walls separating one unit from another unit, the out most face of the enclosing guard and the external face of the unit adjoining the balcony. **7.** The units are measured at typical floor in the building. Columns may vary in size depending on the floor level.

سَيَان

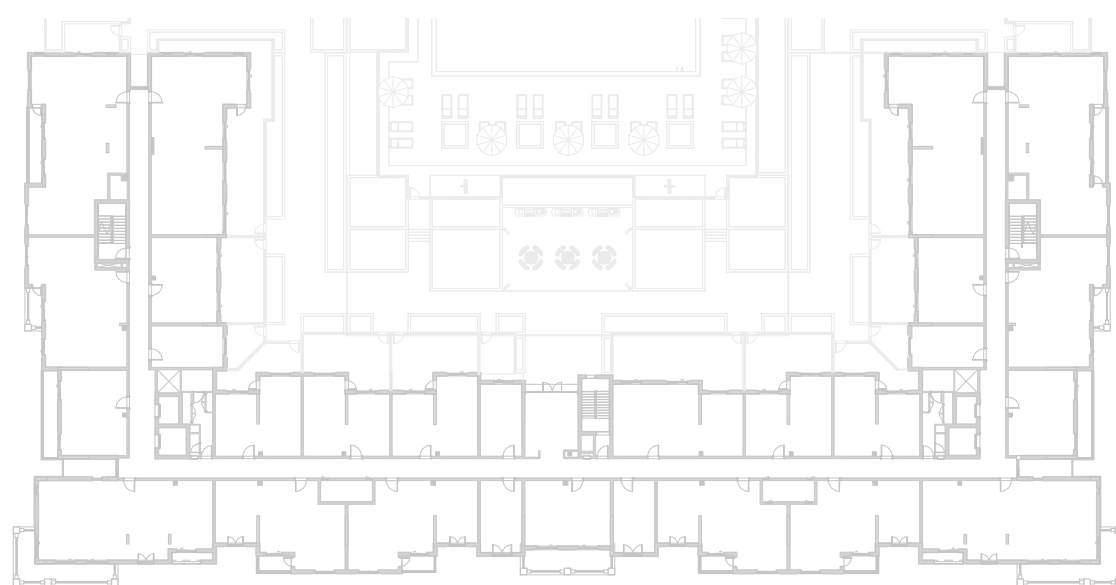
بيتش رزیدنس

CYAN BEACH RESIDENCE

2_BEDROOM	TYPE 2E-1
UNIT NO.	505
SUITE AREA	87.70 m² / 944 ft²
BALCONY AREA	5.26 m² / 56 ft²
TOTAL AREA	92.96 m² / 1000 ft²



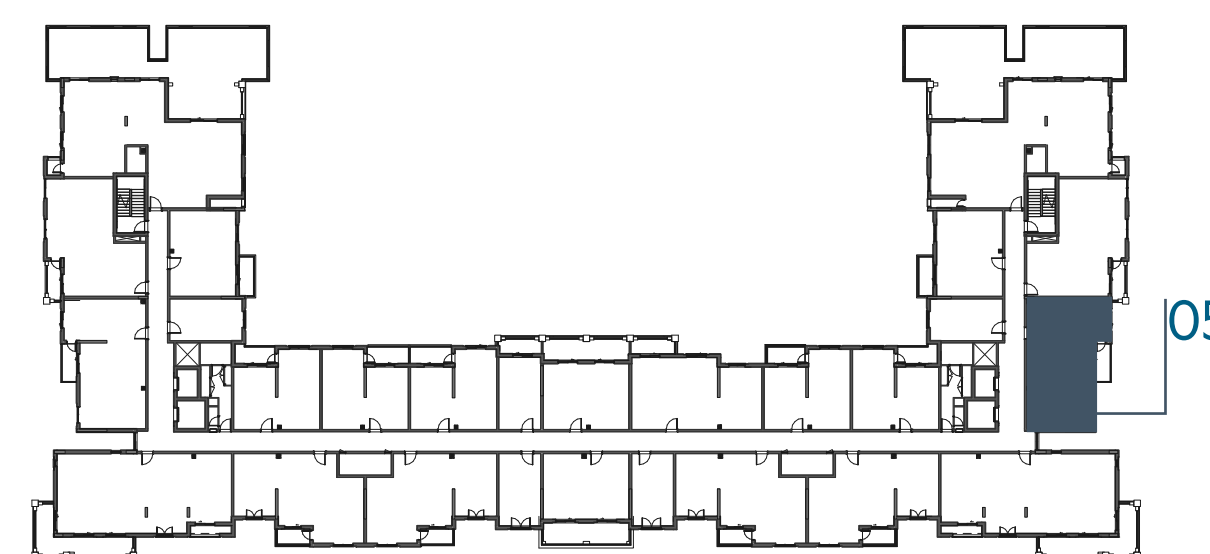
LEVEL
01



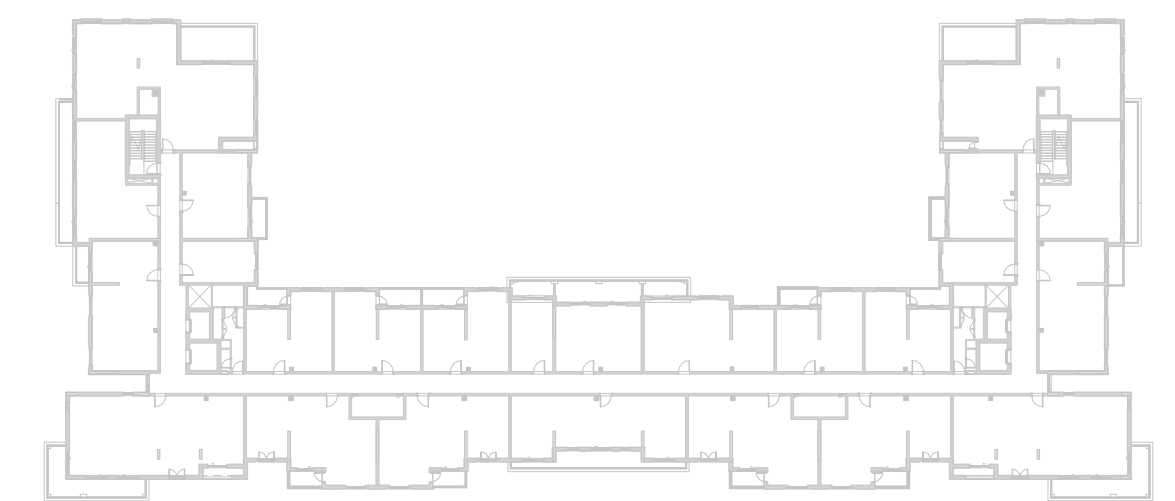
LEVEL
02, 03, 04



LEVEL
05



LEVEL
06



EAGLE
HILLS



جزيرة مريم
MARYAM ISLAND

Disclaimer:

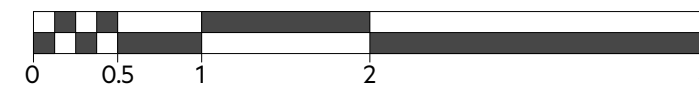
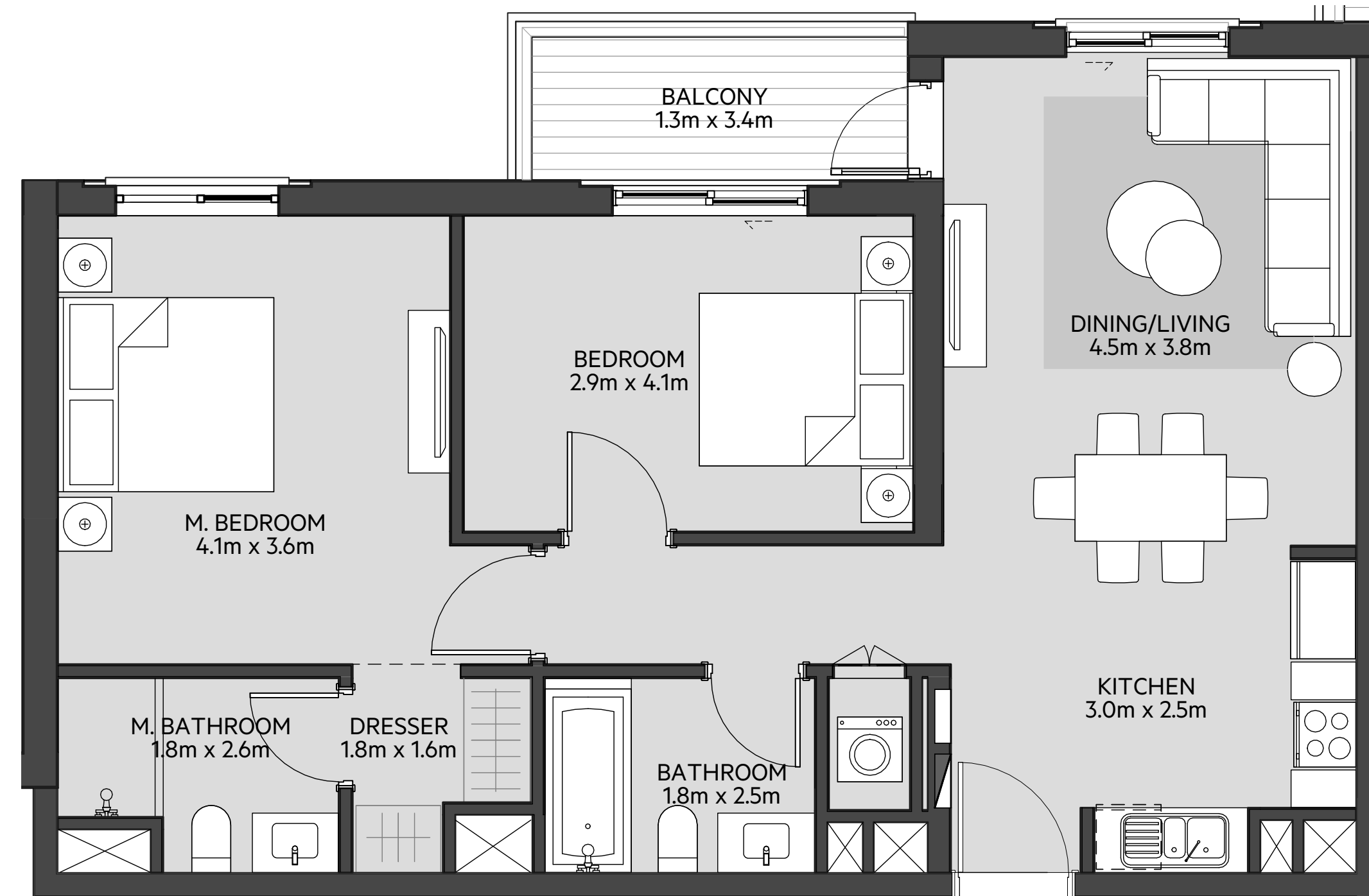
1. All room dimensions are measured to structural elements and exclude all finishes and construction tolerances. 2. All dimensions have been provided by our consultant architects. 3. All materials, dimensions and drawings are approximate. Information is subject to change without notice. 4. Actual suite area may vary from the stated area. Drawings not to scale. The developer reserves the right to make revisions. 5. Calculation of suite area is measured as the area bounded by the centre line of the demising or partition walls separating one unit from another unit, the exterior face of all exterior walls, and the exterior face of the corridor wall enclosing the adjoining unit. 6. Calculation of balcony area is measured as the area bounded by the centre line of the demising or partition walls separating one unit from another unit, the out most face of the enclosing guard and the external face of the unit adjoining the balcony. 7. The units are measured at typical floor in the building. Columns may vary in size depending on the floor level.

سَيَان

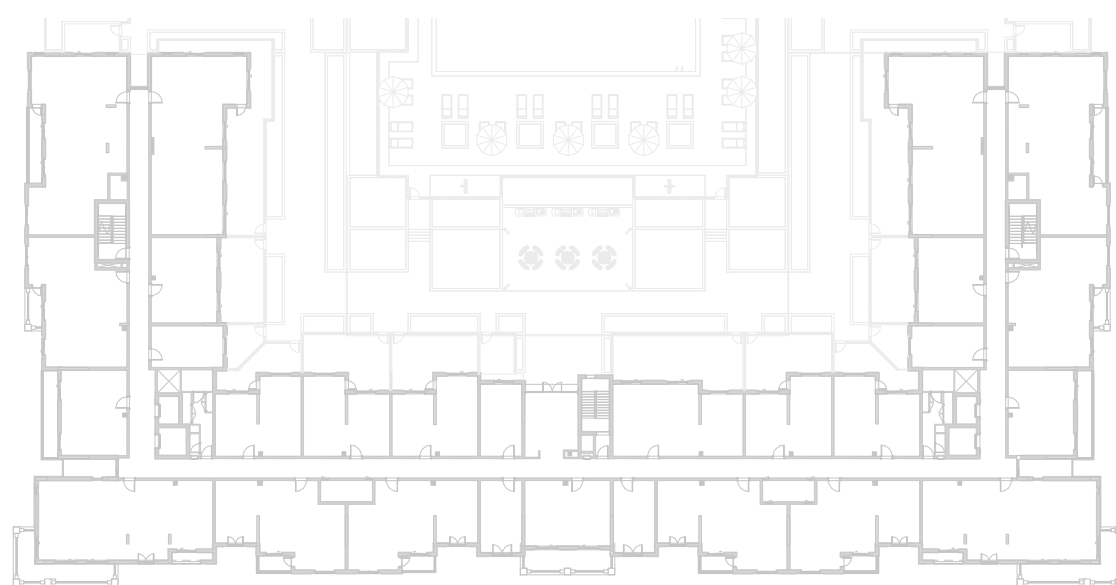
بيتش رزیدنس

CYAN BEACH RESIDENCE

2_BEDROOM	TYPE 2E-1 M
UNIT NO.	515
SUITE AREA	87.70 m² / 944 ft²
BALCONY AREA	5.26 m² / 56 ft²
TOTAL AREA	92.96 m² / 1000 ft²



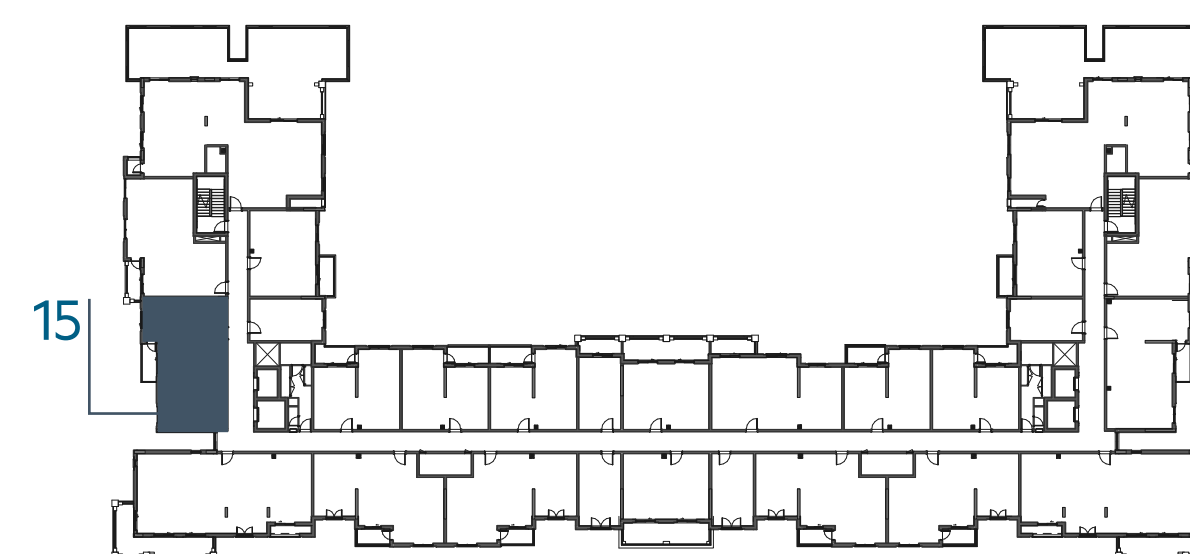
LEVEL
01



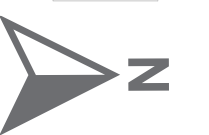
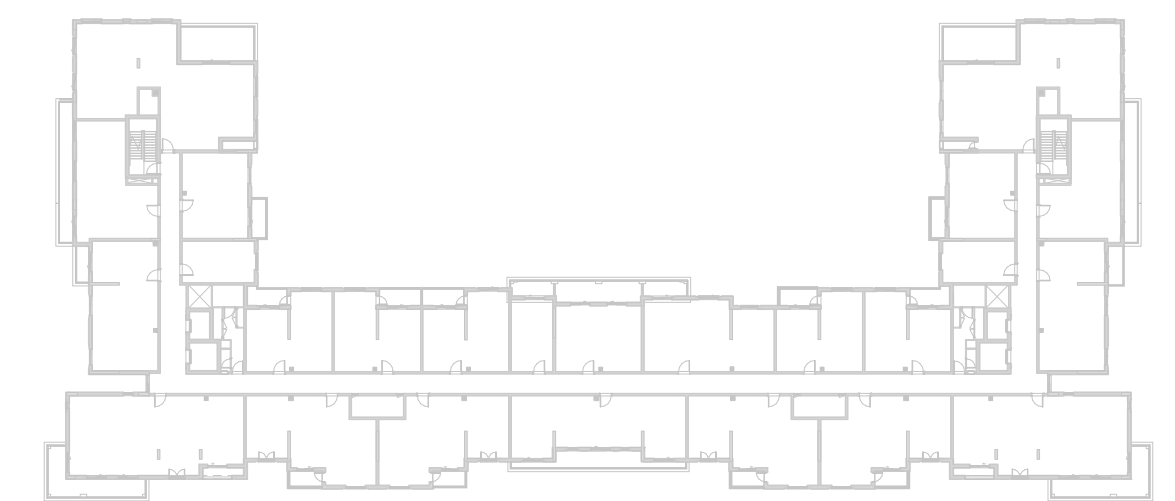
LEVEL
02, 03, 04



LEVEL
05



LEVEL
06



EAGLE
HILLS



جزيرة مريم
MARYAM ISLAND

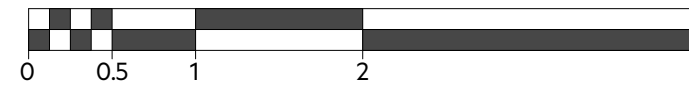
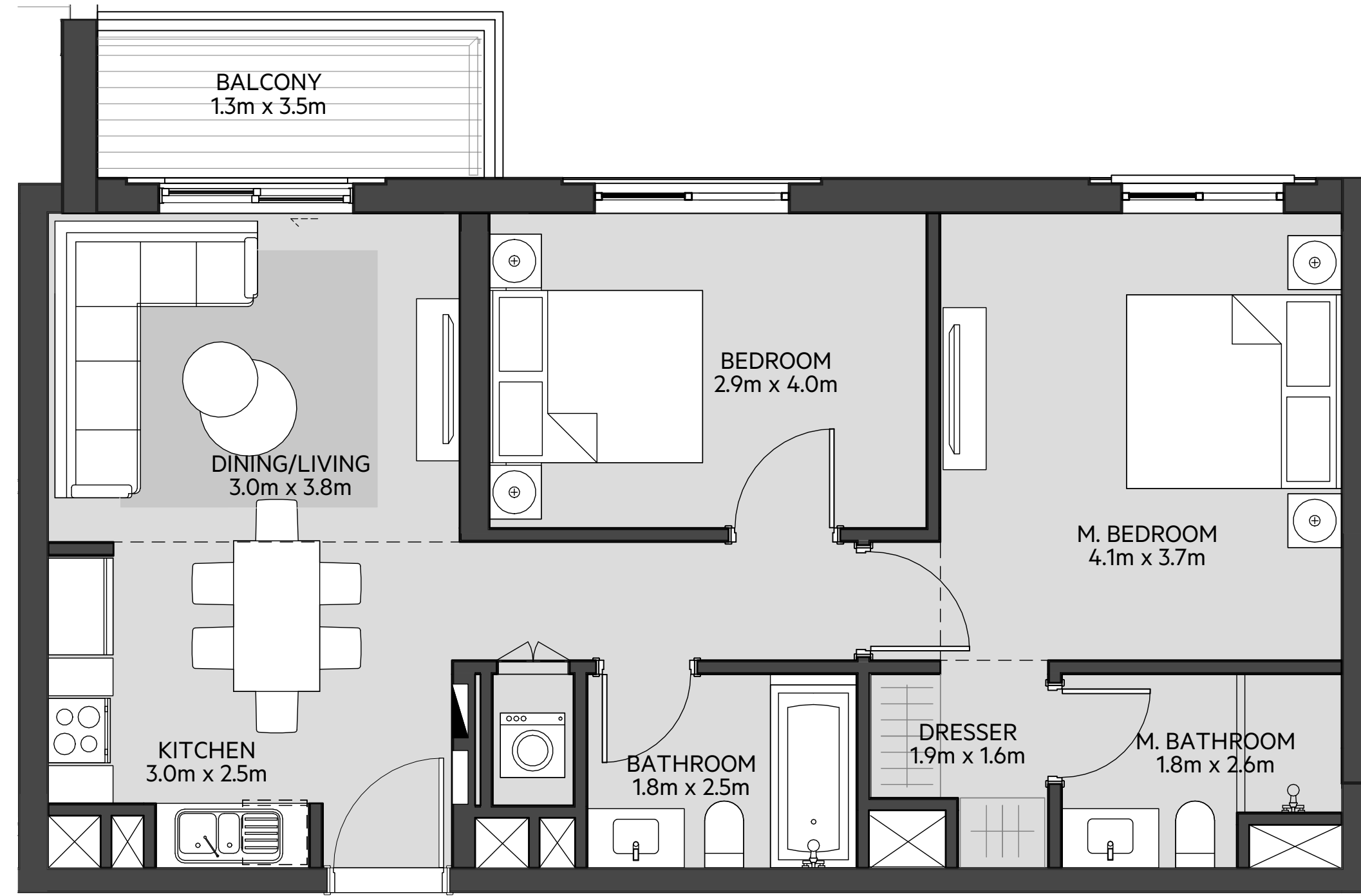
Disclaimer:

1. All room dimensions are measured to structural elements and exclude all finishes and construction tolerances. 2. All dimensions have been provided by our consultant architects. 3. All materials, dimensions and drawings are approximate. Information is subject to change without notice. 4. Actual suite area may vary from the stated area. Drawings not to scale. The developer reserves the right to make revisions. 5. Calculation of suite area is measured as the area bounded by the centre line of the demising or partition walls separating one unit from another unit, the exterior face of all exterior walls, and the exterior face of the corridor wall enclosing the adjoining unit. 6. Calculation of balcony area is measured as the area bounded by the centre line of the demising or partition walls separating one unit from another unit, the out most face of the enclosing guard and the external face of the unit adjoining the balcony. 7. The units are measured at typical floor in the building. Columns may vary in size depending on the floor level.

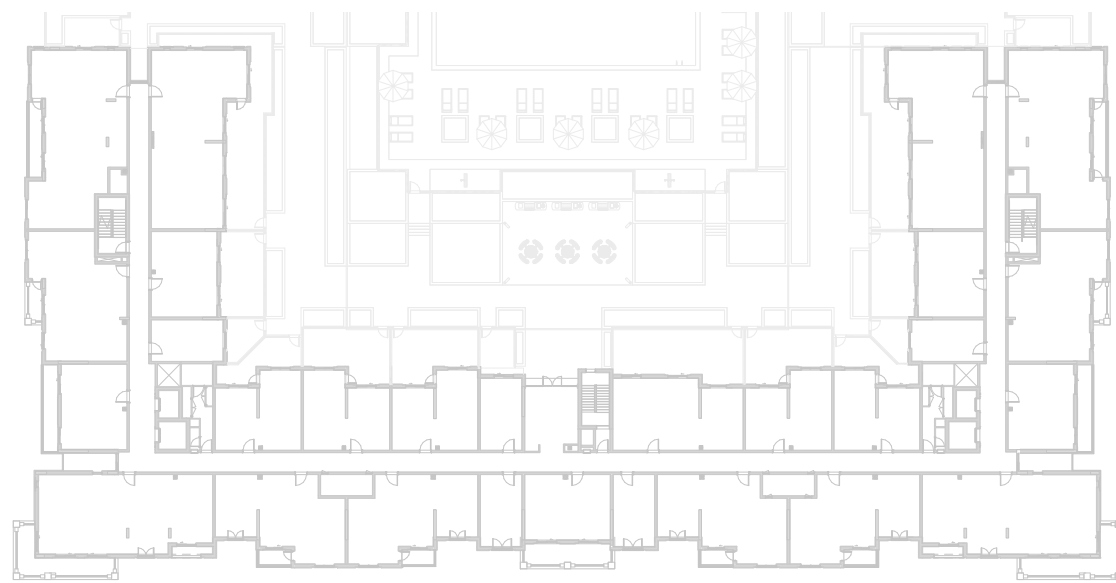
سَيَان

بيتش رزیدنس CYAN BEACH RESIDENCE

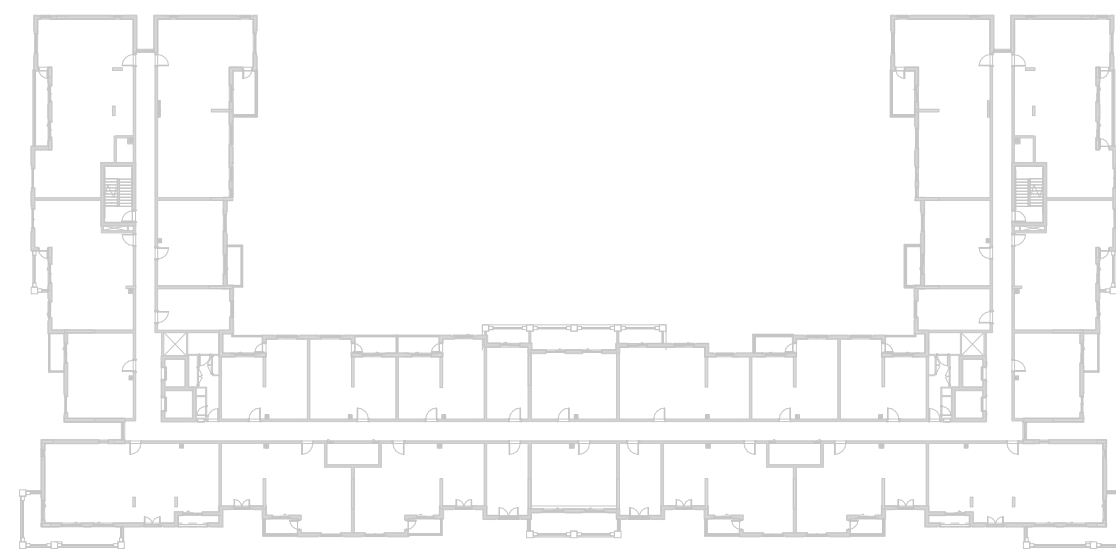
2_BEDROOM	TYPE 2F-1
UNIT NO.	605
SUITE AREA	81.32 m² / 875 ft²
BALCONY AREA	5.43 m² / 58 ft²
TOTAL AREA	86.75 m² / 933 ft²



LEVEL
01



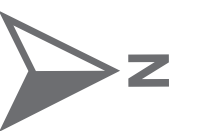
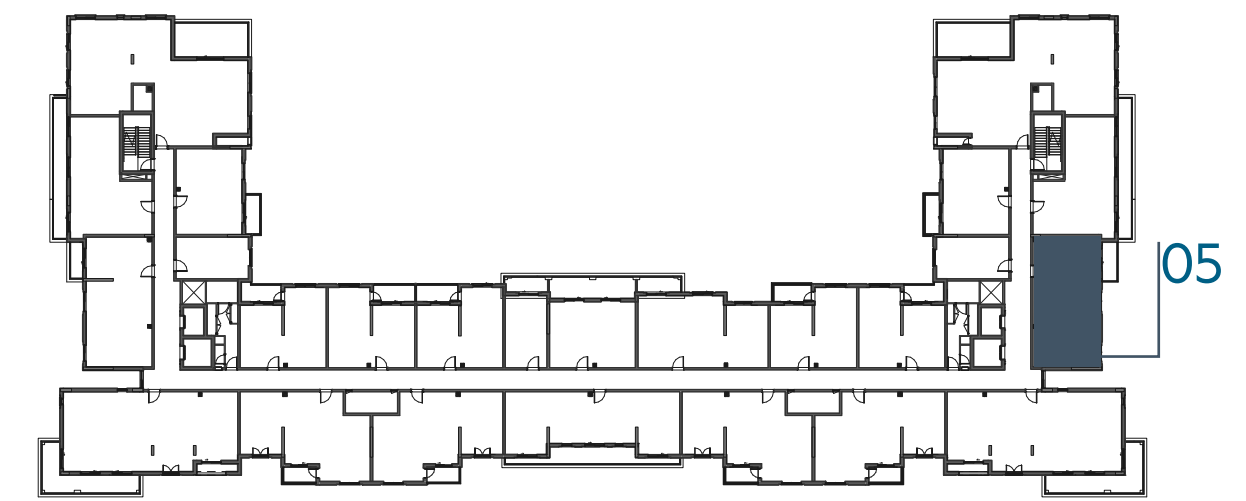
LEVEL
02, 03, 04



LEVEL
05



LEVEL
06



EAGLE
HILLS



جزيرة مريم
MARYAM ISLAND

Disclaimer:

1. All room dimensions are measured to structural elements and exclude all finishes and construction tolerances. **2.** All dimensions have been provided by our consultant architects. **3.** All materials, dimensions and drawings are approximate. Information is subject to change without notice. **4.** Actual suite area may vary from the stated area. Drawings not to scale. The developer reserves the right to make revisions. **5.** Calculation of suite area is measured as the area bounded by the centre line of the demising or partition walls separating one unit from another unit, the exterior face of all exterior walls, and the exterior face of the corridor wall enclosing the adjoining unit. **6.** Calculation of balcony area is measured as the area bounded by the centre line of the demising or partition walls separating one unit from another unit, the out most face of the enclosing guard and the external face of the unit adjoining the balcony. **7.** The units are measured at typical floor in the building. Columns may vary in size depending on the floor level.

سَيَان

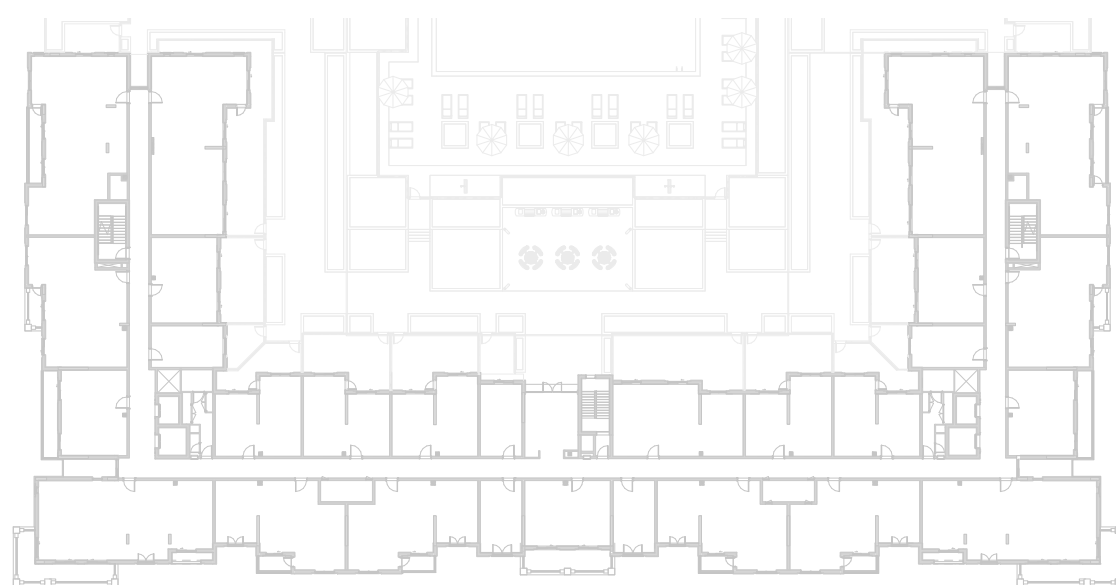
بيتش رزیدنس

CYAN BEACH RESIDENCE

2_BEDROOM	TYPE 2F-1 M
UNIT NO.	613
SUITE AREA	81.32 m² / 875 ft²
BALCONY AREA	5.43 m² / 58 ft²
TOTAL AREA	86.75 m² / 933 ft²



LEVEL
01



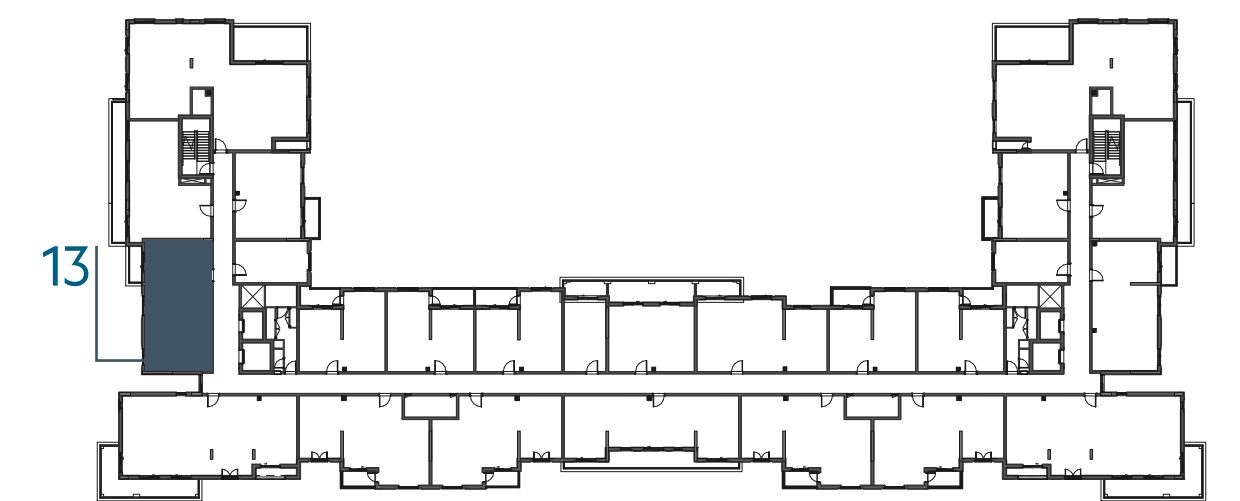
LEVEL
02, 03, 04



LEVEL
05



LEVEL
06



EAGLE
HILLS



جزيرة مريم
MARYAM ISLAND

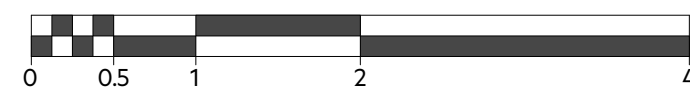
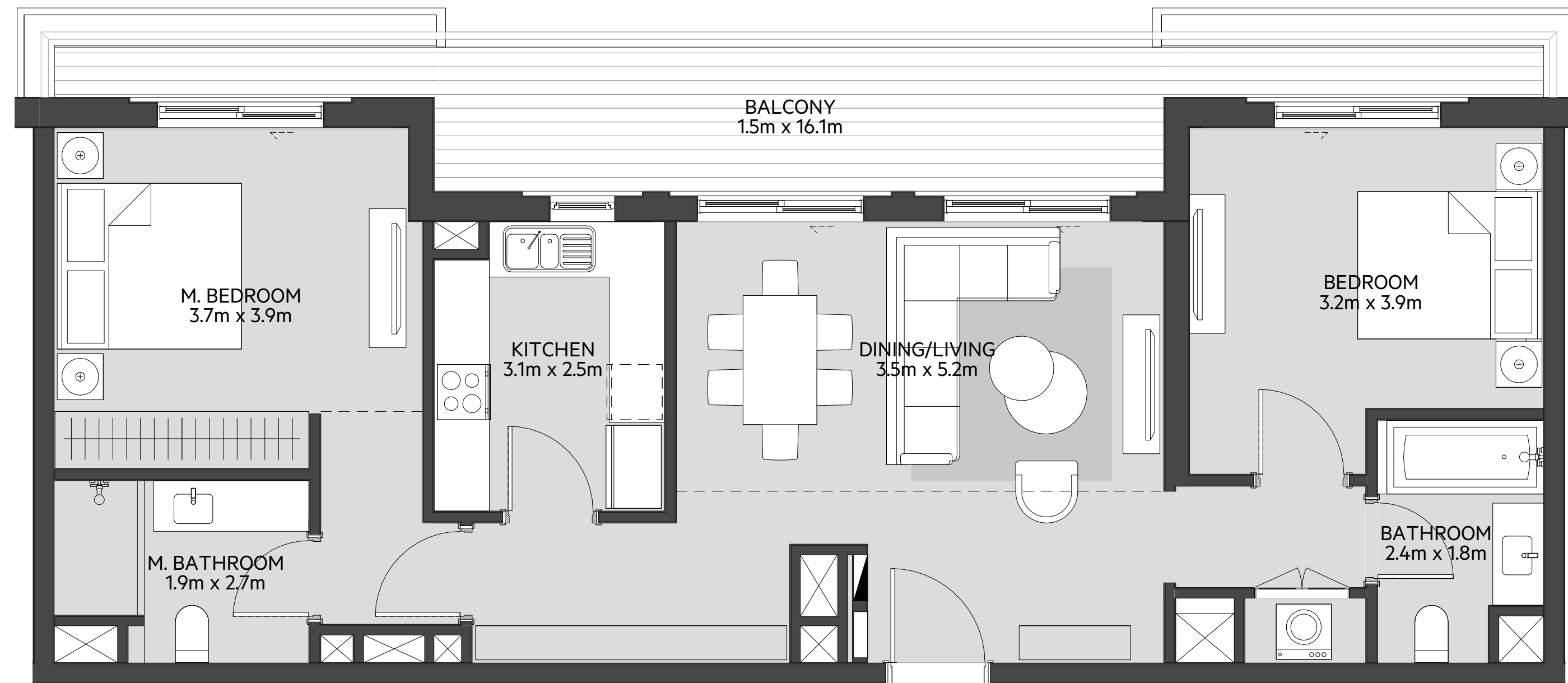
Disclaimer:

1. All room dimensions are measured to structural elements and exclude all finishes and construction tolerances. 2. All dimensions have been provided by our consultant architects. 3. All materials, dimensions and drawings are approximate. Information is subject to change without notice. 4. Actual suite area may vary from the stated area. Drawings not to scale. The developer reserves the right to make revisions. 5. Calculation of suite area is measured as the area bounded by the centre line of the demising or partition walls separating one unit from another unit, the exterior face of all exterior walls, and the exterior face of the corridor wall enclosing the adjoining unit. 6. Calculation of balcony area is measured as the area bounded by the centre line of the demising or partition walls separating one unit from another unit, the out most face of the enclosing guard and the external face of the unit adjoining the balcony. 7. The units are measured at typical floor in the building. Columns may vary in size depending on the floor level.

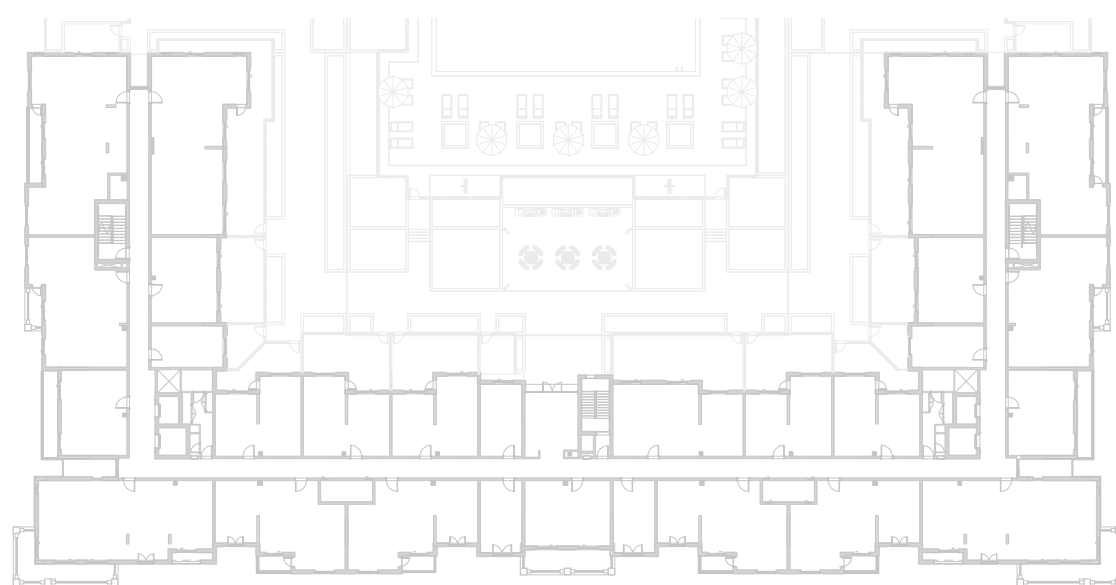
سَيَان

بيتش رزیدنس CYAN BEACH RESIDENCE

2_BEDROOM	TYPE 2H-1
UNIT NO.	609
SUITE AREA	94.58 m² / 1018 ft²
BALCONY AREA	18.64 m² / 200 ft²
TOTAL AREA	113.22 m² / 1218 ft²



LEVEL
01



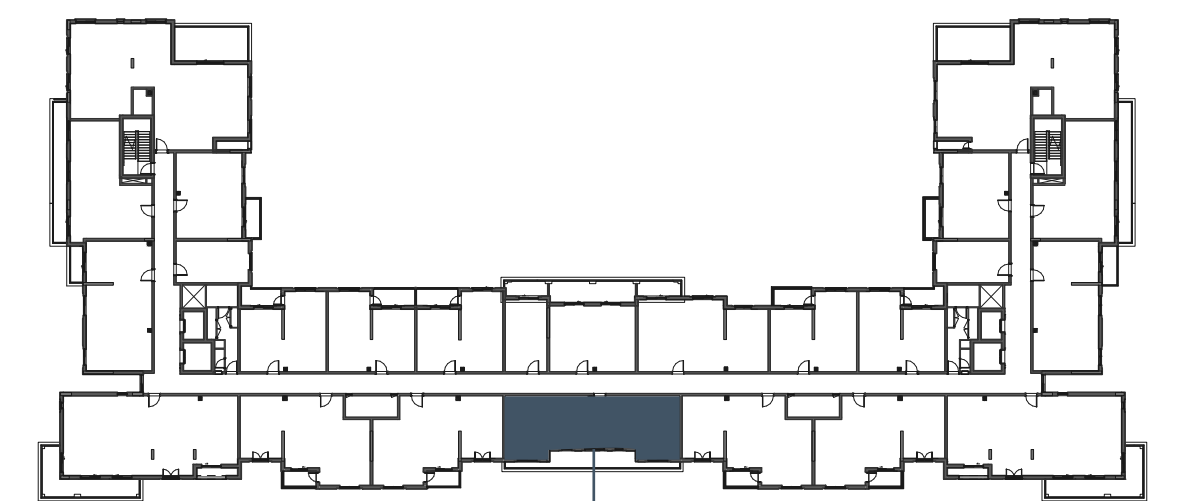
LEVEL
02, 03, 04



LEVEL
05



LEVEL
06



09



EAGLE
HILLS



جزيرة مريم
MARYAM ISLAND

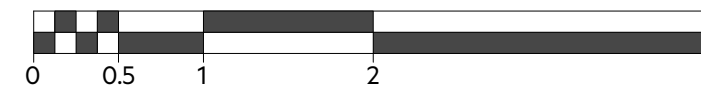
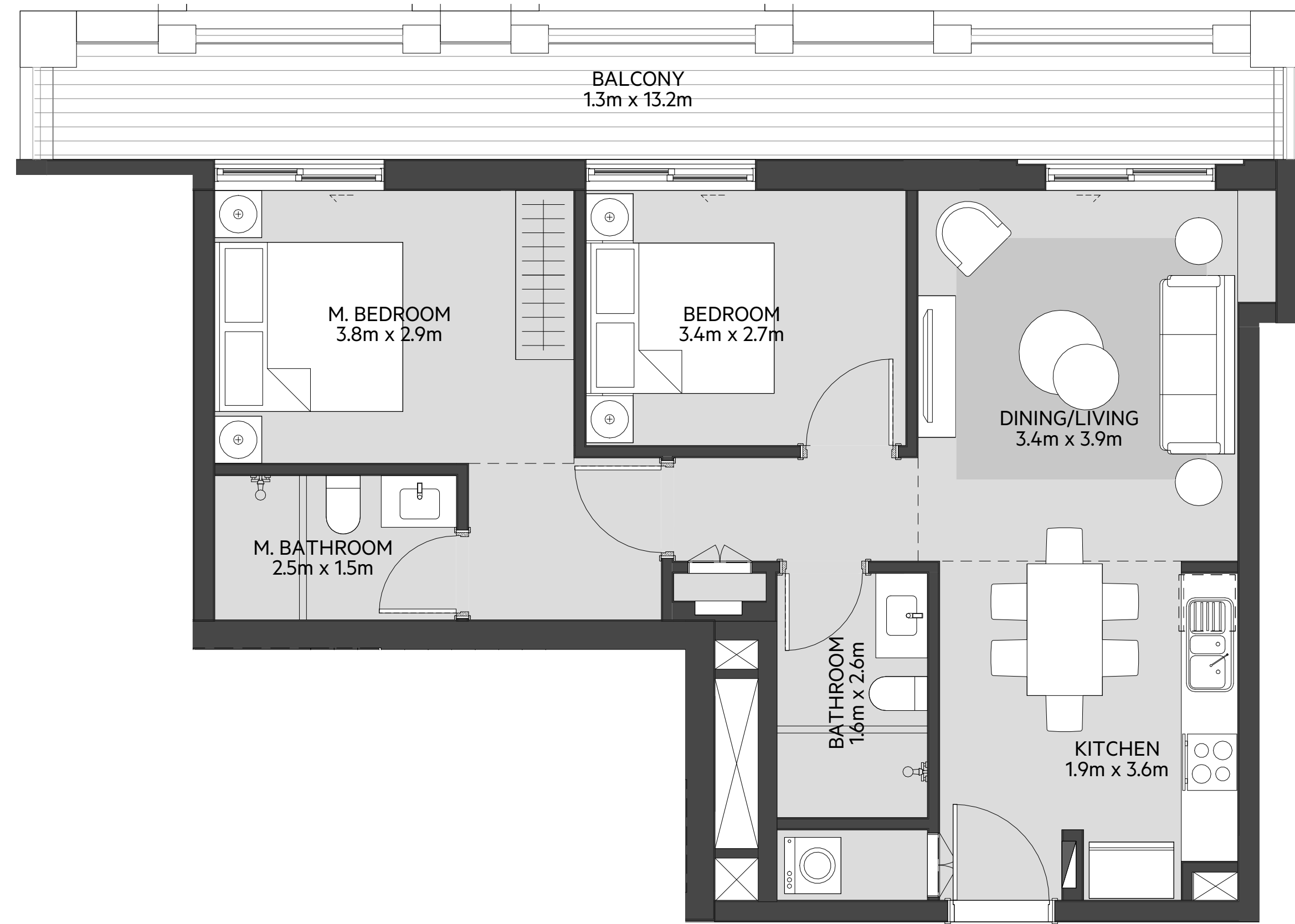
Disclaimer:

1. All room dimensions are measured to structural elements and exclude all finishes and construction tolerances. **2.** All dimensions have been provided by our consultant architects. **3.** All materials, dimensions and drawings are approximate. Information is subject to change without notice. **4.** Actual suite area may vary from the stated area. Drawings not to scale. The developer reserves the right to make revisions. **5.** Calculation of suite area is measured as the area bounded by the centre line of the demising or partition walls separating one unit from another unit, the exterior face of all exterior walls, and the exterior face of the corridor wall enclosing the adjoining unit. **6.** Calculation of balcony area is measured as the area bounded by the centre line of the demising or partition walls separating one unit from another unit, the out most face of the enclosing guard and the external face of the unit adjoining the balcony. **7.** The units are measured at typical floor in the building. Columns may vary in size depending on the floor level.

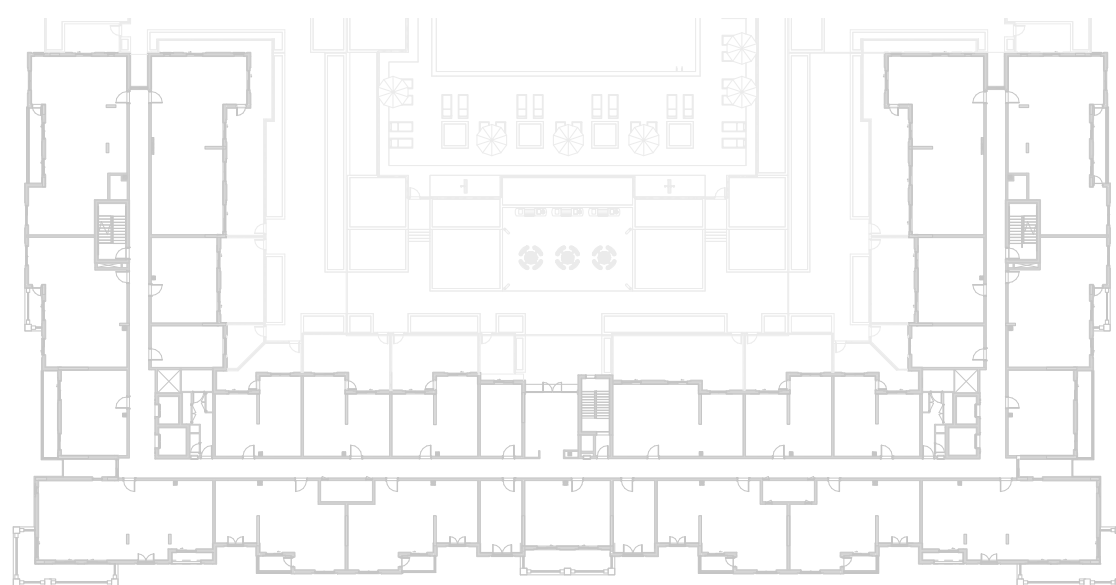
سَيَان

بيتش رزیدنس CYAN BEACH RESIDENCE

2_BEDROOM	TYPE 2J-1
UNIT NO.	604
SUITE AREA	73.82 m² / 794 ft²
BALCONY AREA	17.54 m² / 189 ft²
TOTAL AREA	91.36 m² / 983 ft²



LEVEL
01



LEVEL
02, 03, 04



LEVEL
05



LEVEL
06



EAGLE
HILLS



جزيرة مريم
MARYAM ISLAND

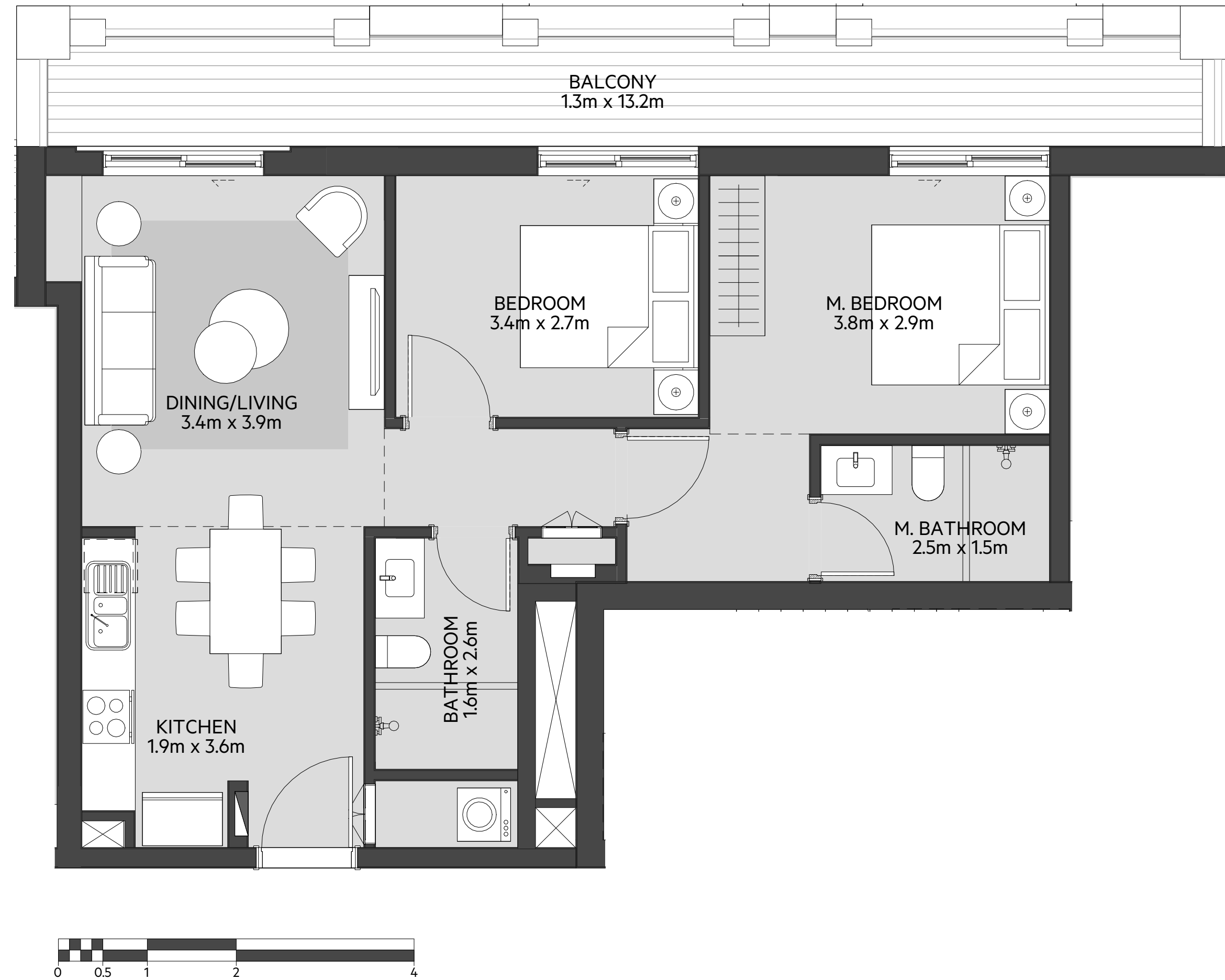
Disclaimer:

1. All room dimensions are measured to structural elements and exclude all finishes and construction tolerances. **2.** All dimensions have been provided by our consultant architects. **3.** All materials, dimensions and drawings are approximate. Information is subject to change without notice. **4.** Actual suite area may vary from the stated area. Drawings not to scale. The developer reserves the right to make revisions. **5.** Calculation of suite area is measured as the area bounded by the centre line of the demising or partition walls separating one unit from another unit, the exterior face of all exterior walls, and the exterior face of the corridor wall enclosing the adjoining unit. **6.** Calculation of balcony area is measured as the area bounded by the centre line of the demising or partition walls separating one unit from another unit, the out most face of the enclosing guard and the external face of the unit adjoining the balcony. **7.** The units are measured at typical floor in the building. Columns may vary in size depending on the floor level.

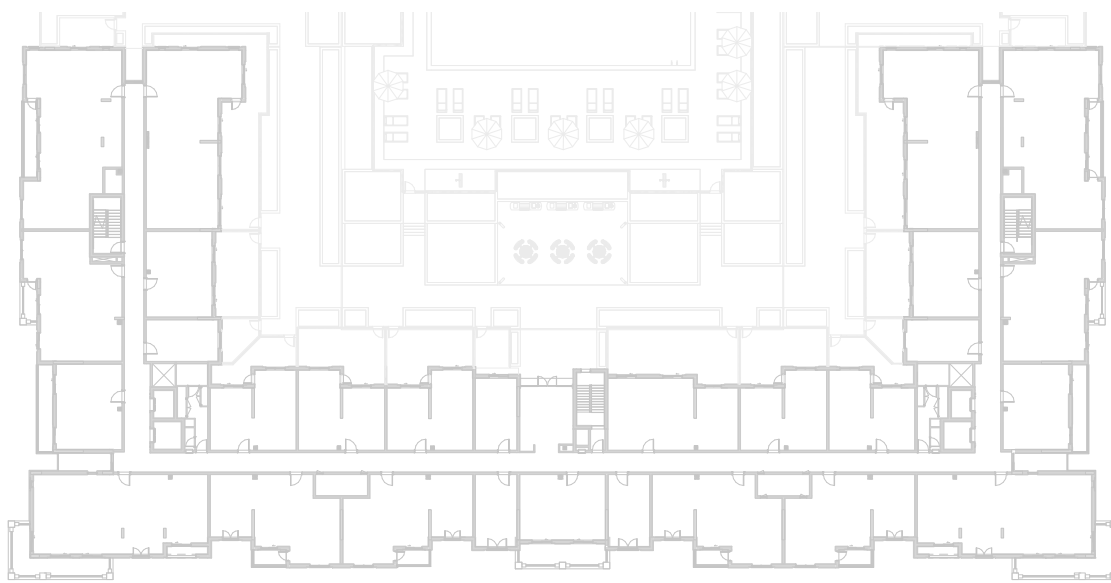
سَيَان

بيتش رزیدنس CYAN BEACH RESIDENCE

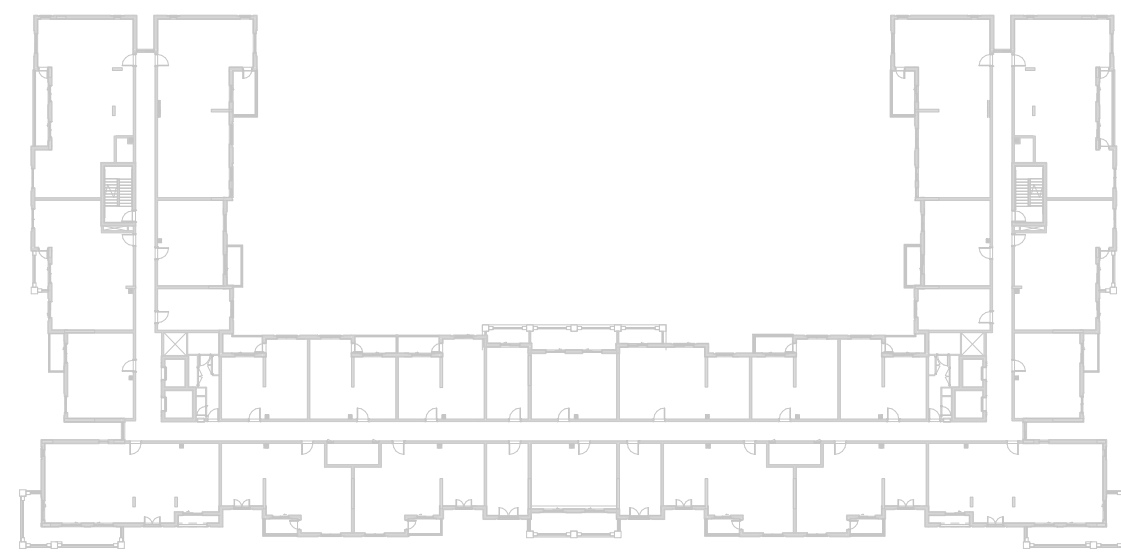
2_BEDROOM	TYPE 2J-1 M
UNIT NO.	614
SUITE AREA	73.82 m² / 794 ft²
BALCONY AREA	17.54 m² / 189 ft²
TOTAL AREA	91.36 m² / 983 ft²



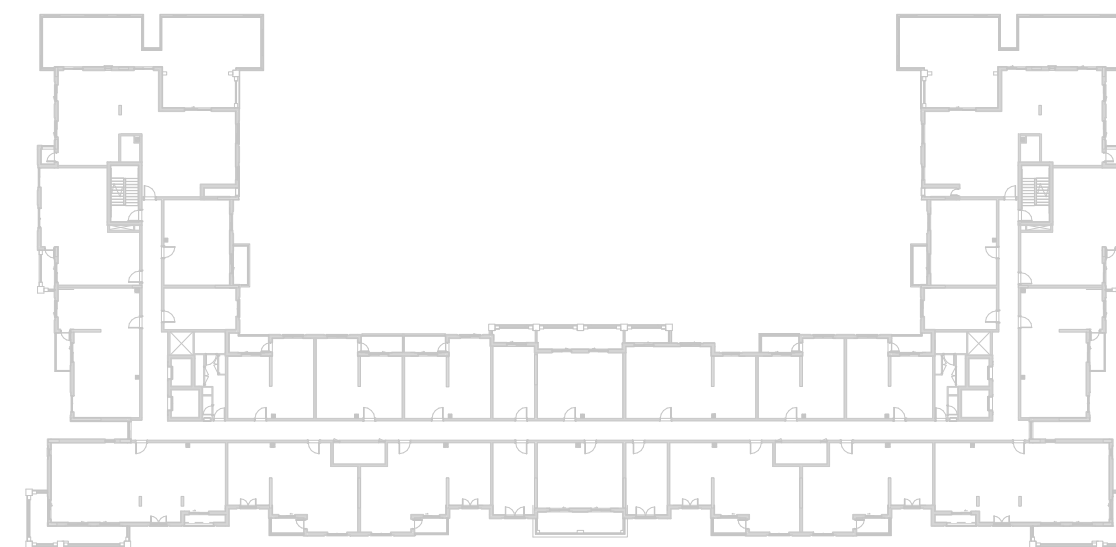
LEVEL
01



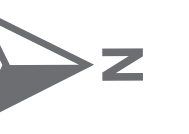
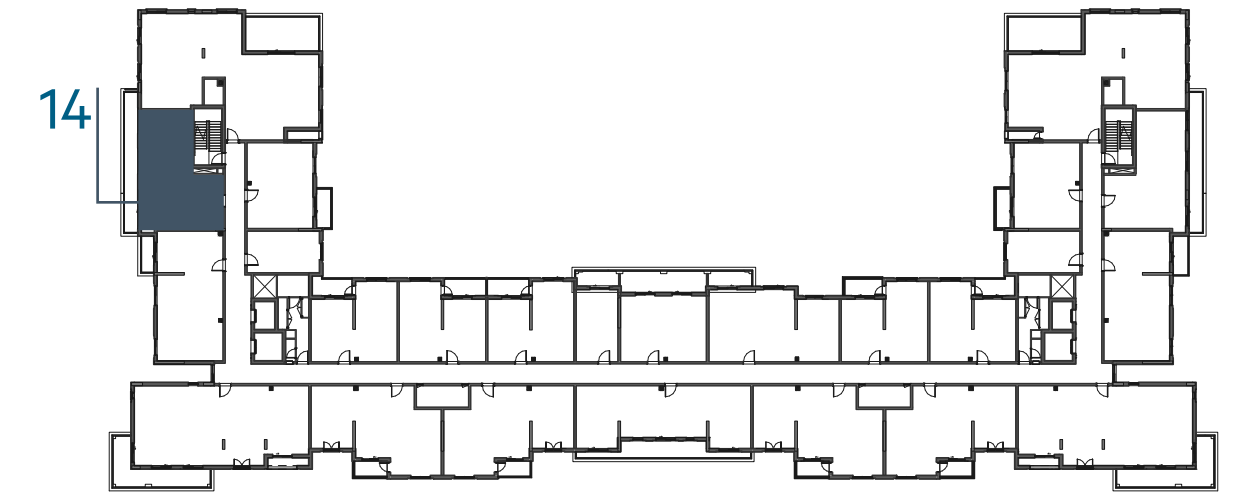
LEVEL
02, 03, 04



LEVEL
05



LEVEL
06



EAGLE
HILLS



جزيرة مريم
MARYAM ISLAND

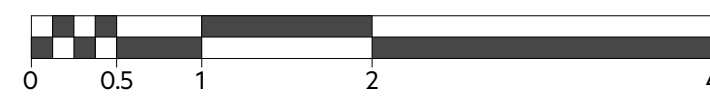
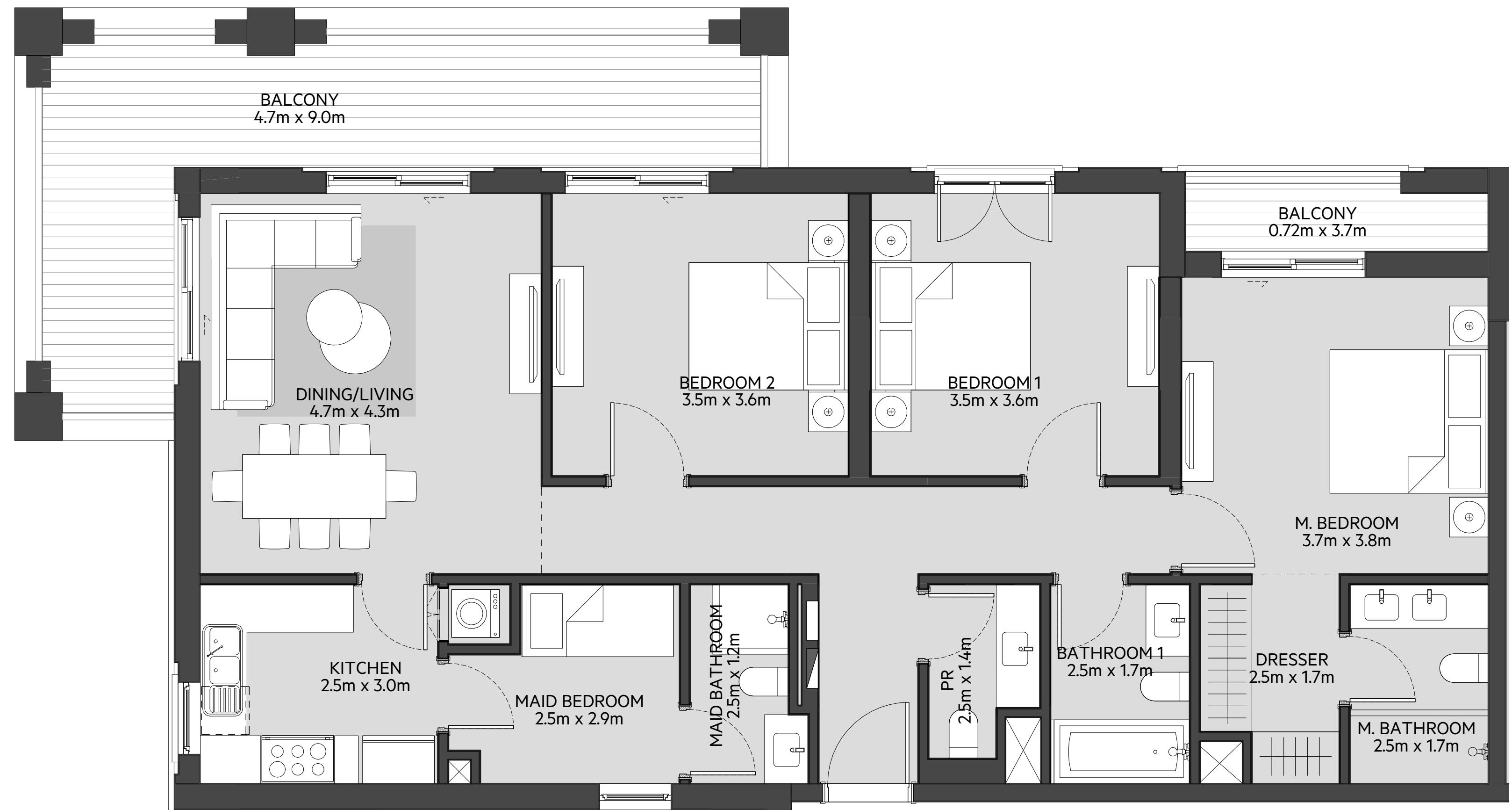
Disclaimer:

1. All room dimensions are measured to structural elements and exclude all finishes and construction tolerances. **2.** All dimensions have been provided by our consultant architects. **3.** All materials, dimensions and drawings are approximate. Information is subject to change without notice. **4.** Actual suite area may vary from the stated area. Drawings not to scale. The developer reserves the right to make revisions. **5.** Calculation of suite area is measured as the area bounded by the centre line of the demising or partition walls separating one unit from another unit, the exterior face of all exterior walls, and the exterior face of the corridor wall enclosing the adjoining unit. **6.** Calculation of balcony area is measured as the area bounded by the centre line of the demising or partition walls separating one unit from another unit, the out most face of the enclosing guard and the external face of the unit adjoining the balcony. **7.** The units are measured at typical floor in the building. Columns may vary in size depending on the floor level.

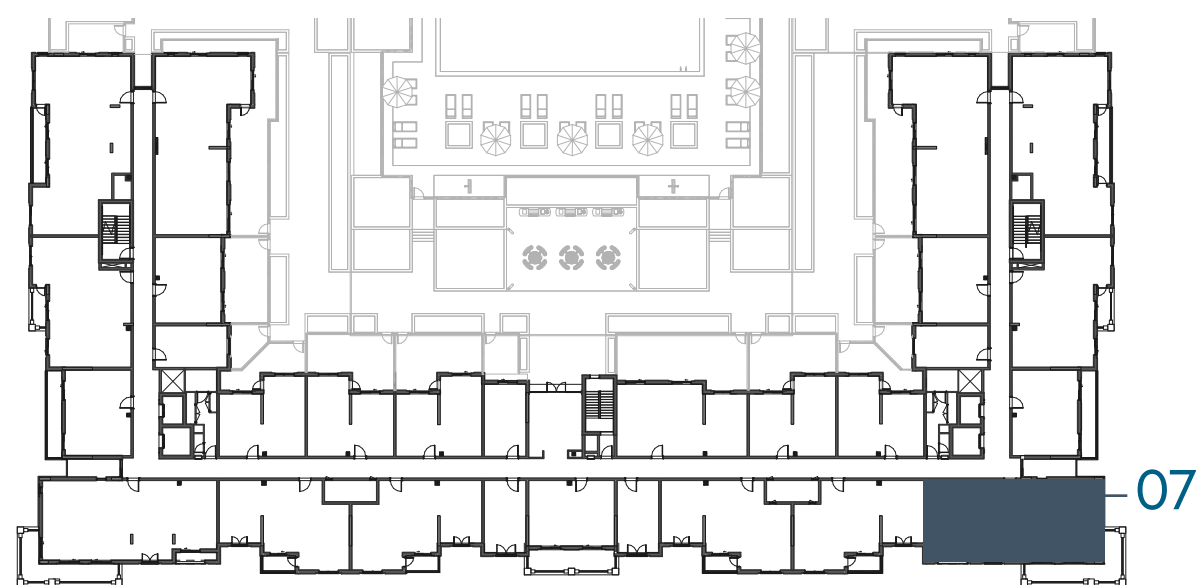
سَيَان

بيتش رزیدنس CYAN BEACH RESIDENCE

3_BEDROOM	TYPE 3A-1
UNIT NO.	107,207,307,407,506,606
SUITE AREA	128.35 m² / 1381 ft²
BALCONY AREA	26.08 m² / 281 ft²
TOTAL AREA	154.43 m² / 1662 ft²



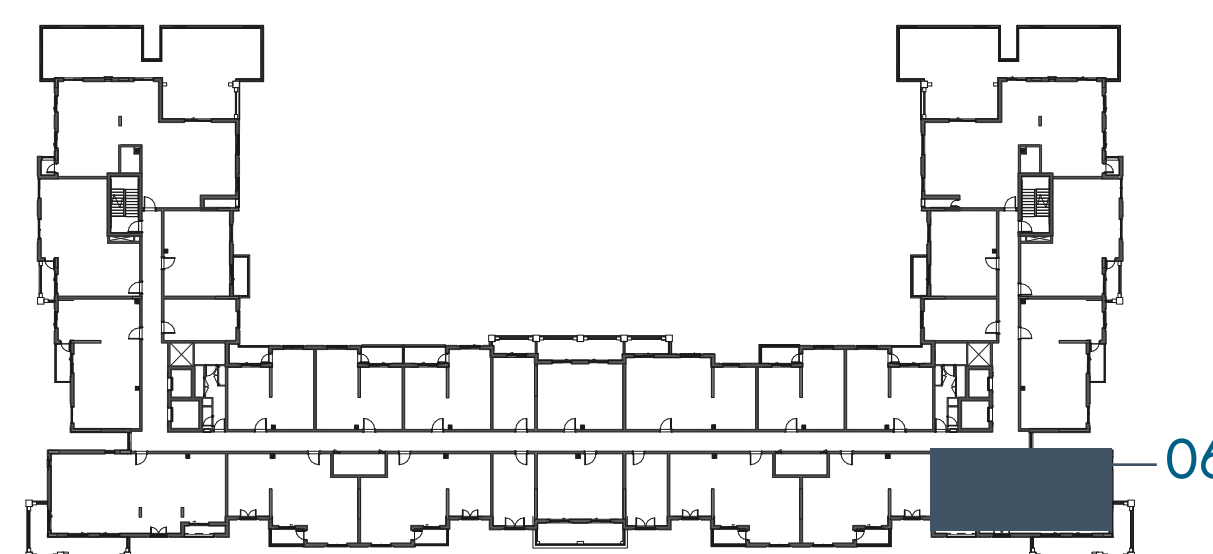
LEVEL
01



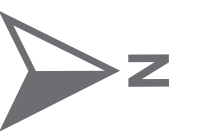
LEVEL
02, 03, 04



LEVEL
05



LEVEL
06



EAGLE
HILLS



جزيرة مريم
MARYAM ISLAND

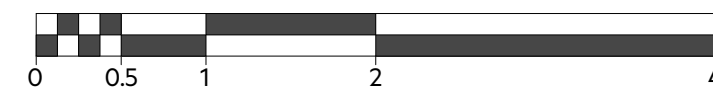
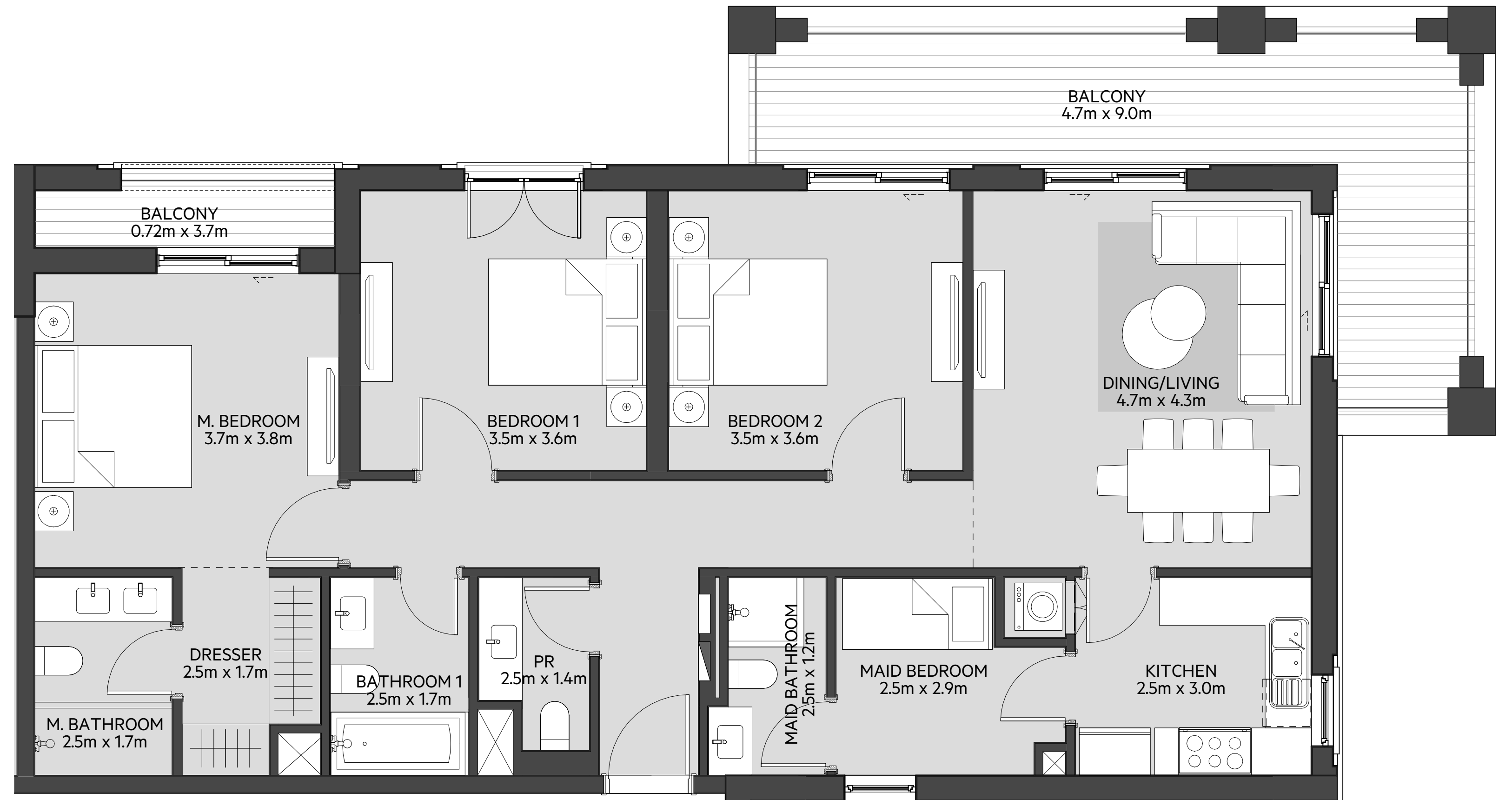
Disclaimer:

1. All room dimensions are measured to structural elements and exclude all finishes and construction tolerances. **2.** All dimensions have been provided by our consultant architects. **3.** All materials, dimensions and drawings are approximate. Information is subject to change without notice. **4.** Actual suite area may vary from the stated area. Drawings not to scale. The developer reserves the right to make revisions. **5.** Calculation of suite area is measured as the area bounded by the centre line of the demising or partition walls separating one unit from another unit, the exterior face of all exterior walls, and the exterior face of the corridor wall enclosing the adjoining unit. **6.** Calculation of balcony area is measured as the area bounded by the centre line of the demising or partition walls separating one unit from another unit, the out most face of the enclosing guard and the external face of the unit adjoining the balcony. **7.** The units are measured at typical floor in the building. Columns may vary in size depending on the floor level.

سَيَان

بيتش رزیدنس CYAN BEACH RESIDENCE

3_BEDROOM	TYPE 3A-1 M
UNIT NO.	115,215,315,415,514,612
SUITE AREA	128.35 m² / 1381 ft²
BALCONY AREA	26.08 m² / 281 ft²
TOTAL AREA	154.43 m² / 1662 ft²

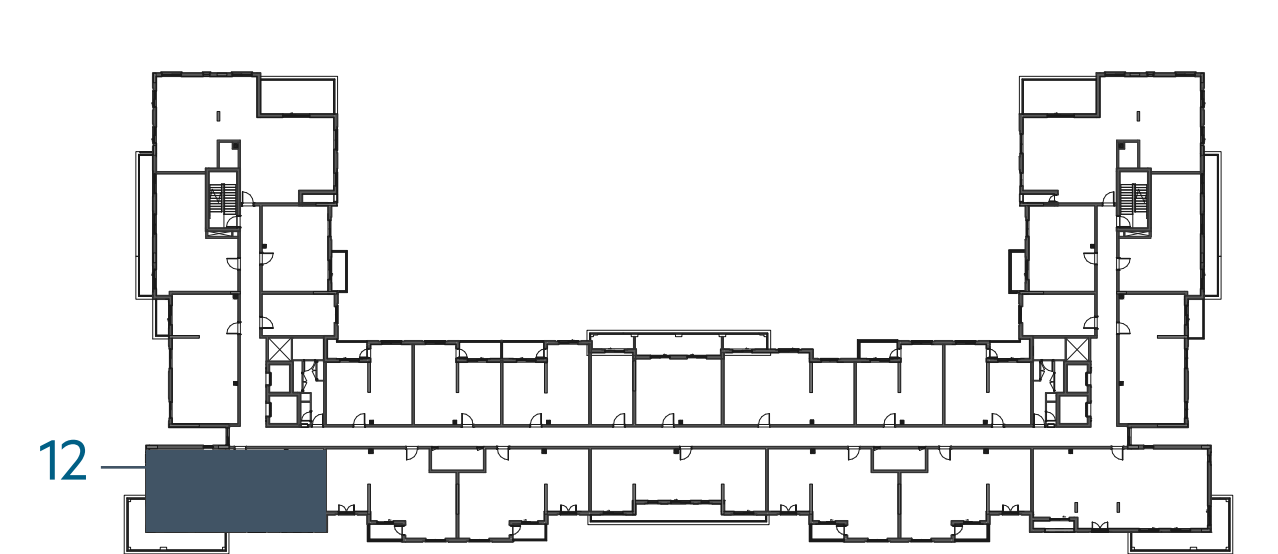
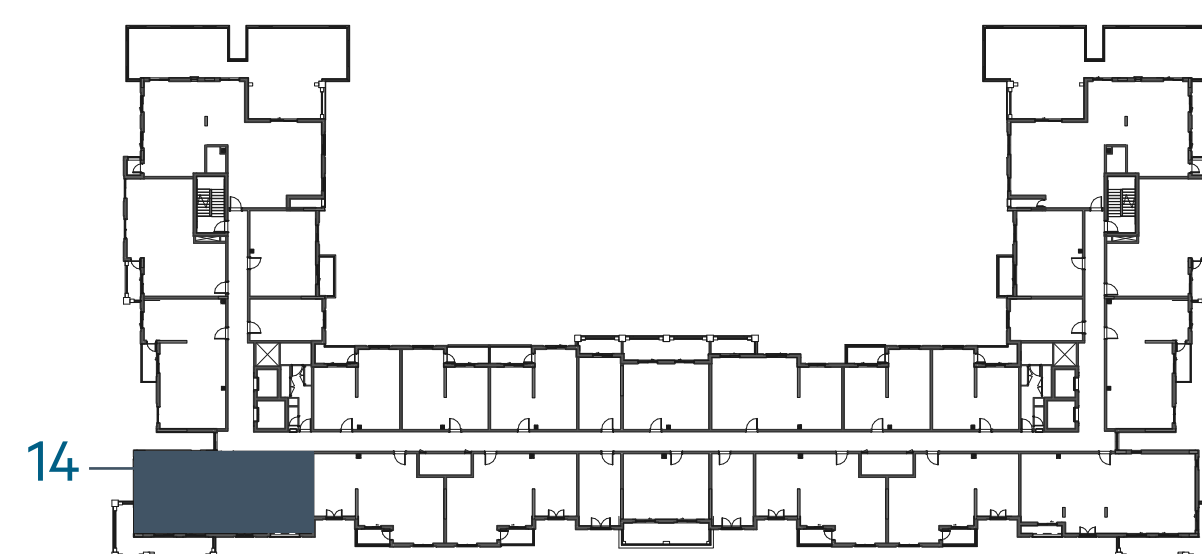
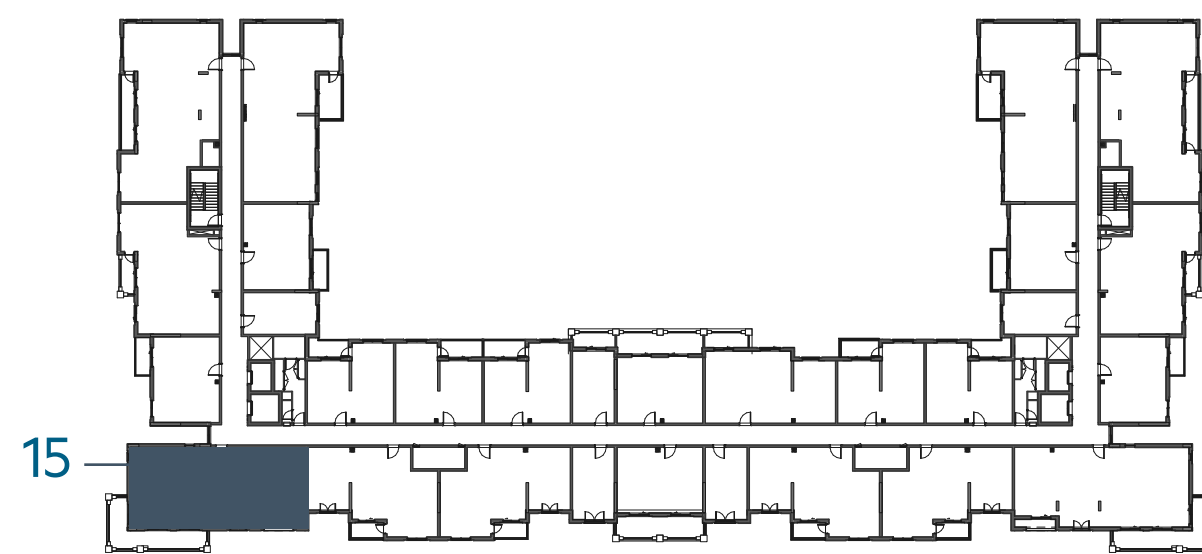
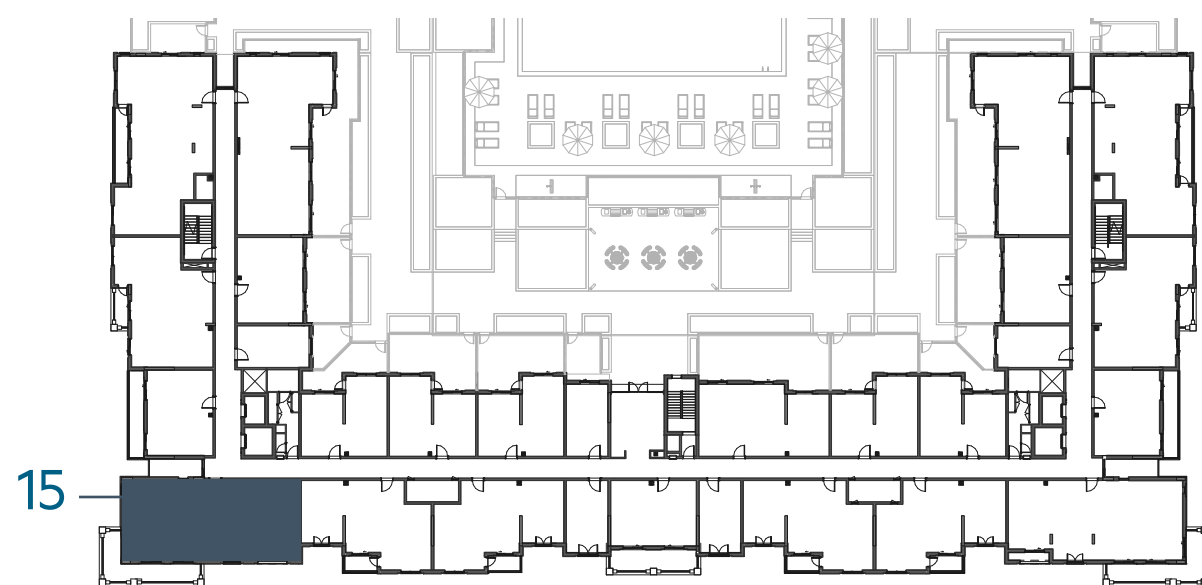


LEVEL
01

LEVEL
02, 03, 04

LEVEL
05

LEVEL
06



Disclaimer:

1. All room dimensions are measured to structural elements and exclude all finishes and construction tolerances. 2. All dimensions have been provided by our consultant architects. 3. All materials, dimensions and drawings are approximate. Information is subject to change without notice. 4. Actual suite area may vary from the stated area. Drawings not to scale. The developer reserves the right to make revisions. 5. Calculation of suite area is measured as the area bounded by the centre line of the demising or partition walls separating one unit from another unit, the exterior face of all exterior walls, and the exterior face of the corridor wall enclosing the adjoining unit. 6. Calculation of balcony area is measured as the area bounded by the centre line of the demising or partition walls separating one unit from another unit, the out most face of the enclosing guard and the external face of the unit adjoining the balcony. 7. The units are measured at typical floor in the building. Columns may vary in size depending on the floor level.



جزيرة مريم
MARYAM ISLAND

سَيَان

بيتش رزیدنس

CYAN BEACH RESIDENCE

3_BEDROOM

TYPE 3B-1

UNIT NO.

103

SUITE AREA

132.98 m² / 1431 ft²

BALCONY AREA

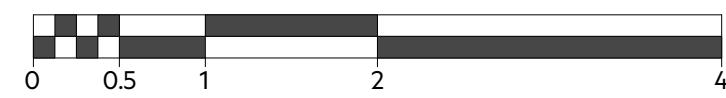
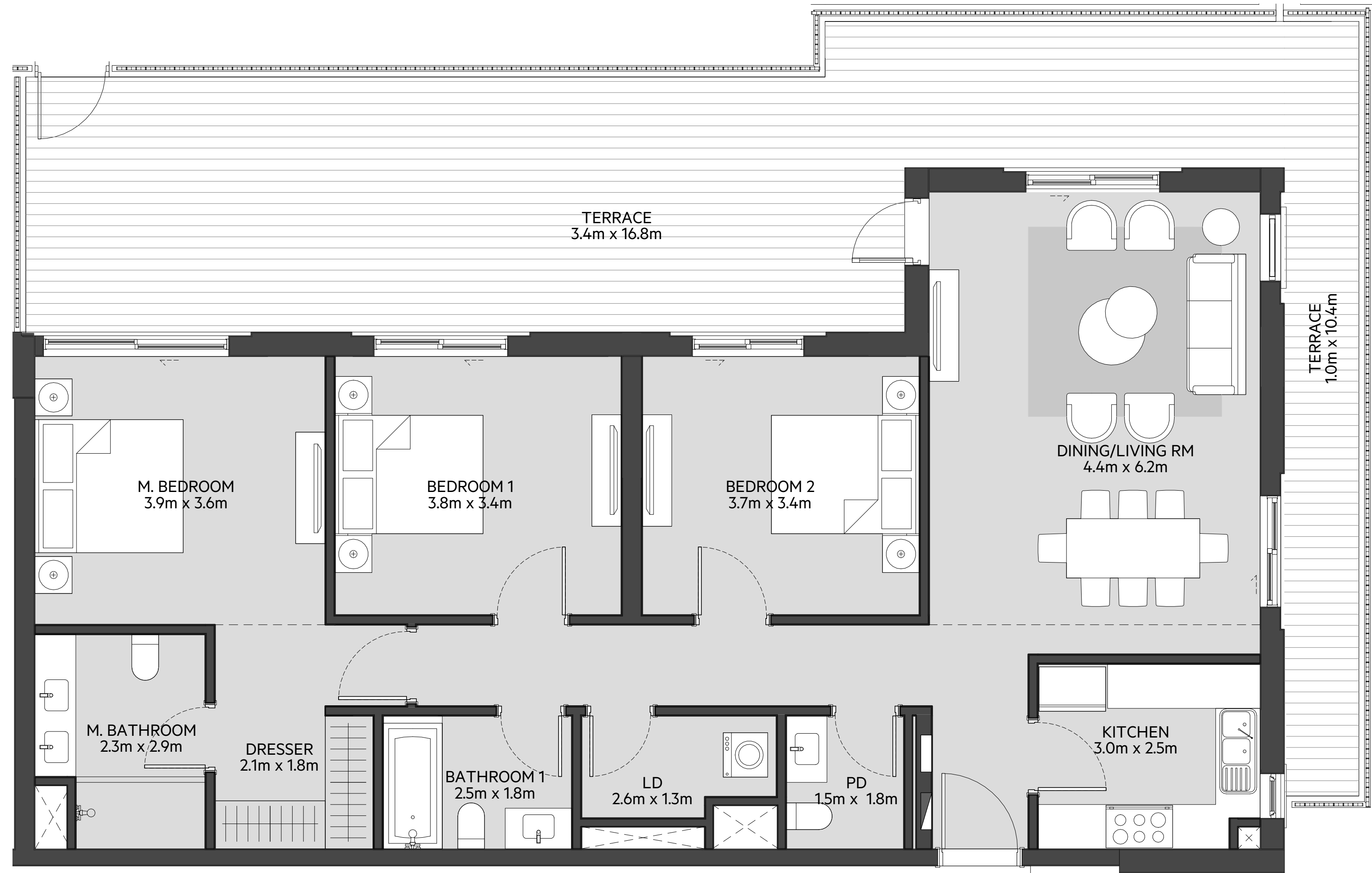
0.00 m² / 000 ft²

TOTAL AREA

132.98 m² / 1431 ft²

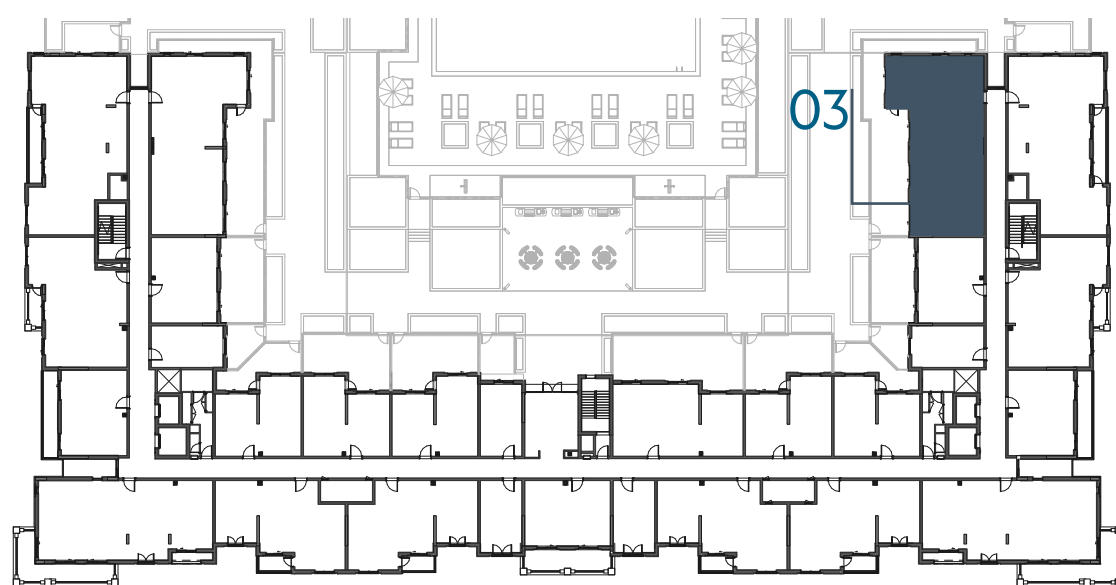
GARDEN TERRACE

67.39 m² / 725 ft²



LEVEL

01



LEVEL

02, 03, 04




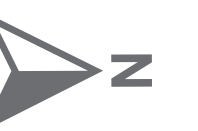
LEVEL

05



LEVEL

06



EAGLE HILLS



جزيرة مريم
MARYAM ISLAND

Disclaimer:

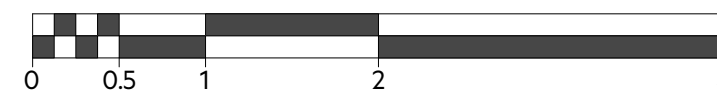
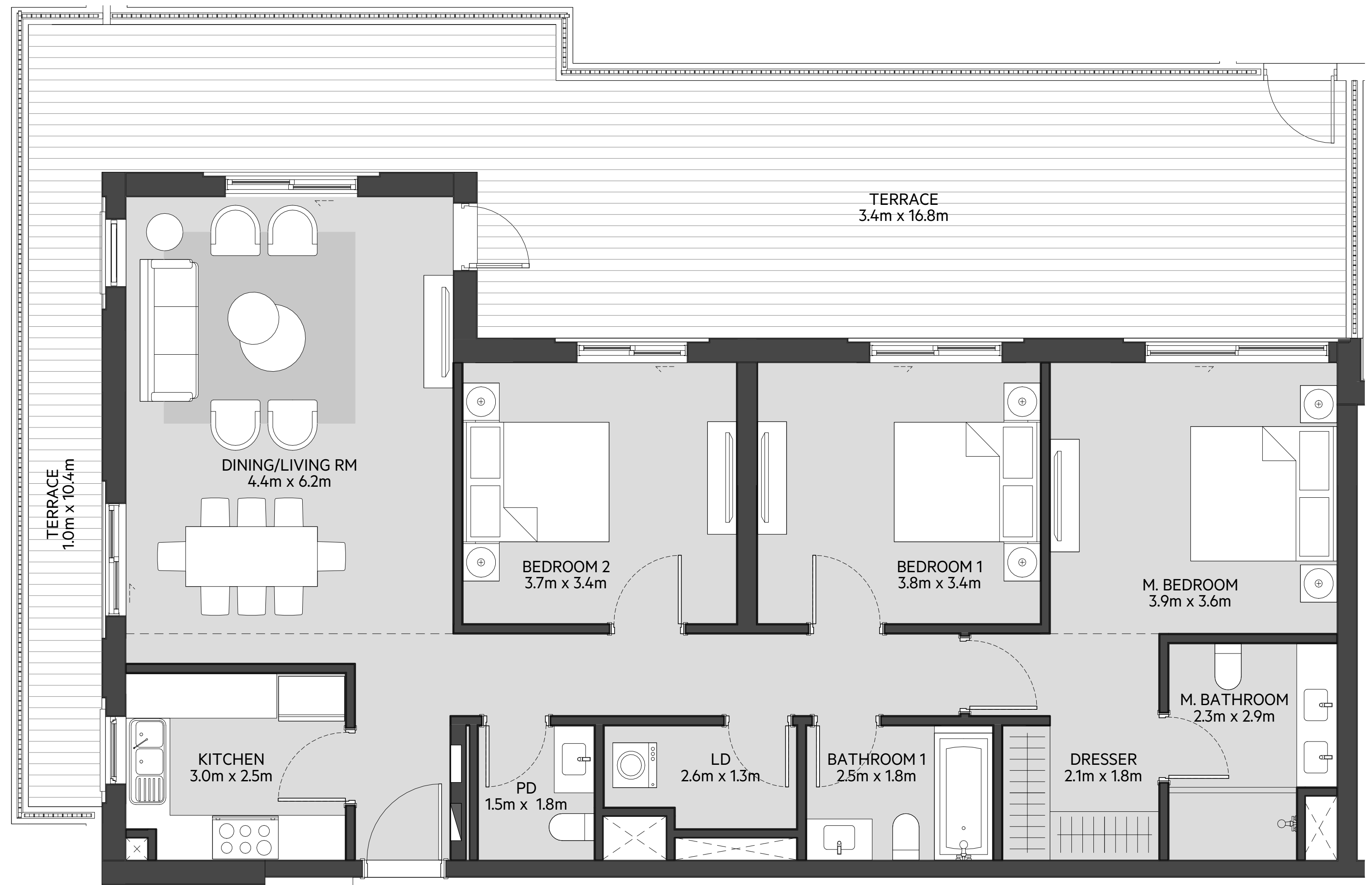
1. All room dimensions are measured to structural elements and exclude all finishes and construction tolerances. **2.** All dimensions have been provided by our consultant architects. **3.** All materials, dimensions and drawings are approximate. Information is subject to change without notice. **4.** Actual suite area may vary from the stated area. Drawings not to scale. The developer reserves the right to make revisions. **5.** Calculation of suite area is measured as the area bounded by the centre line of the demising or partition walls separating one unit from another unit, the exterior face of all exterior walls, and the exterior face of the corridor wall enclosing the adjoining unit. **6.** Calculation of balcony area is measured as the area bounded by the centre line of the demising or partition walls separating one unit from another unit, the out most face of the enclosing guard and the external face of the unit adjoining the balcony. **7.** The units are measured at typical floor in the building. Columns may vary in size depending on the floor level.

سَيَان

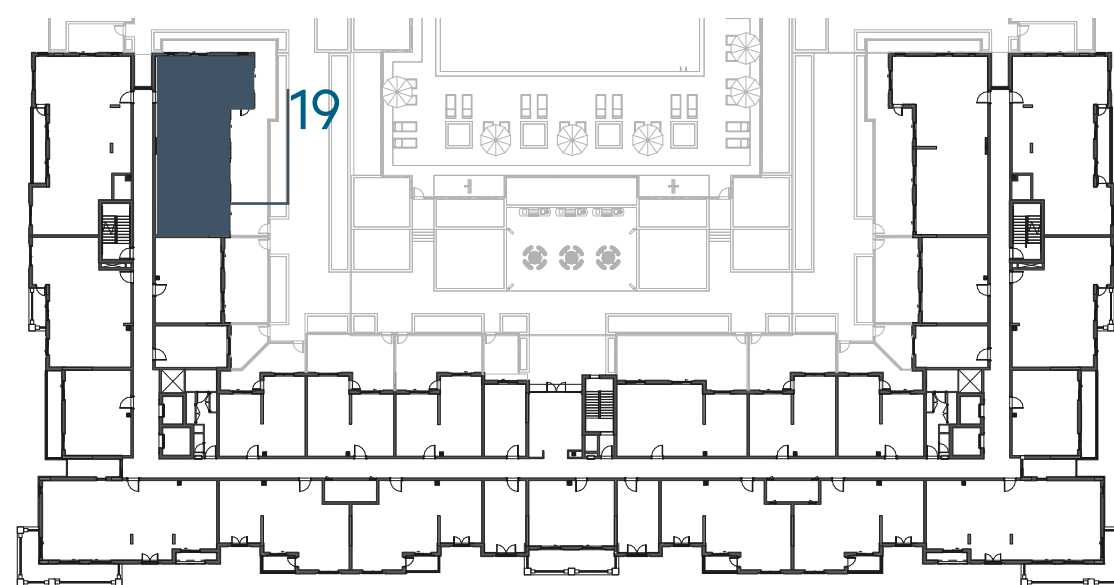
بيتش رزیدنس

CYAN BEACH RESIDENCE

3_BEDROOM	TYPE 3B-1 M
UNIT NO.	119
SUITE AREA	132.98 m² / 1431 ft²
BALCONY AREA	0.00 m² / 000 ft²
TOTAL AREA	132.98 m² / 1431 ft²
GARDEN TERRACE	67.39 m² / 725 ft²



LEVEL
01



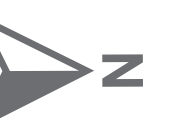
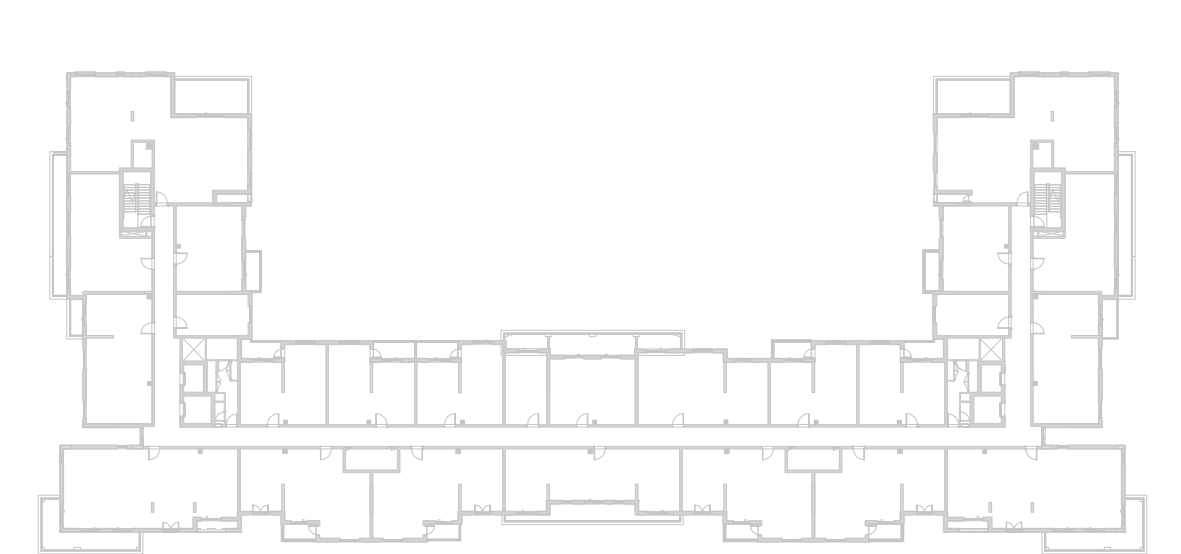
LEVEL
02, 03, 04



LEVEL
05



LEVEL
06



EAGLE
HILLS



جزيرة مريم
MARYAM ISLAND

Disclaimer:

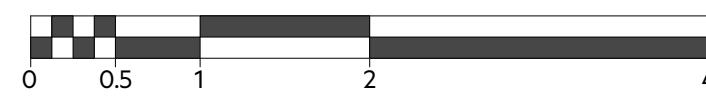
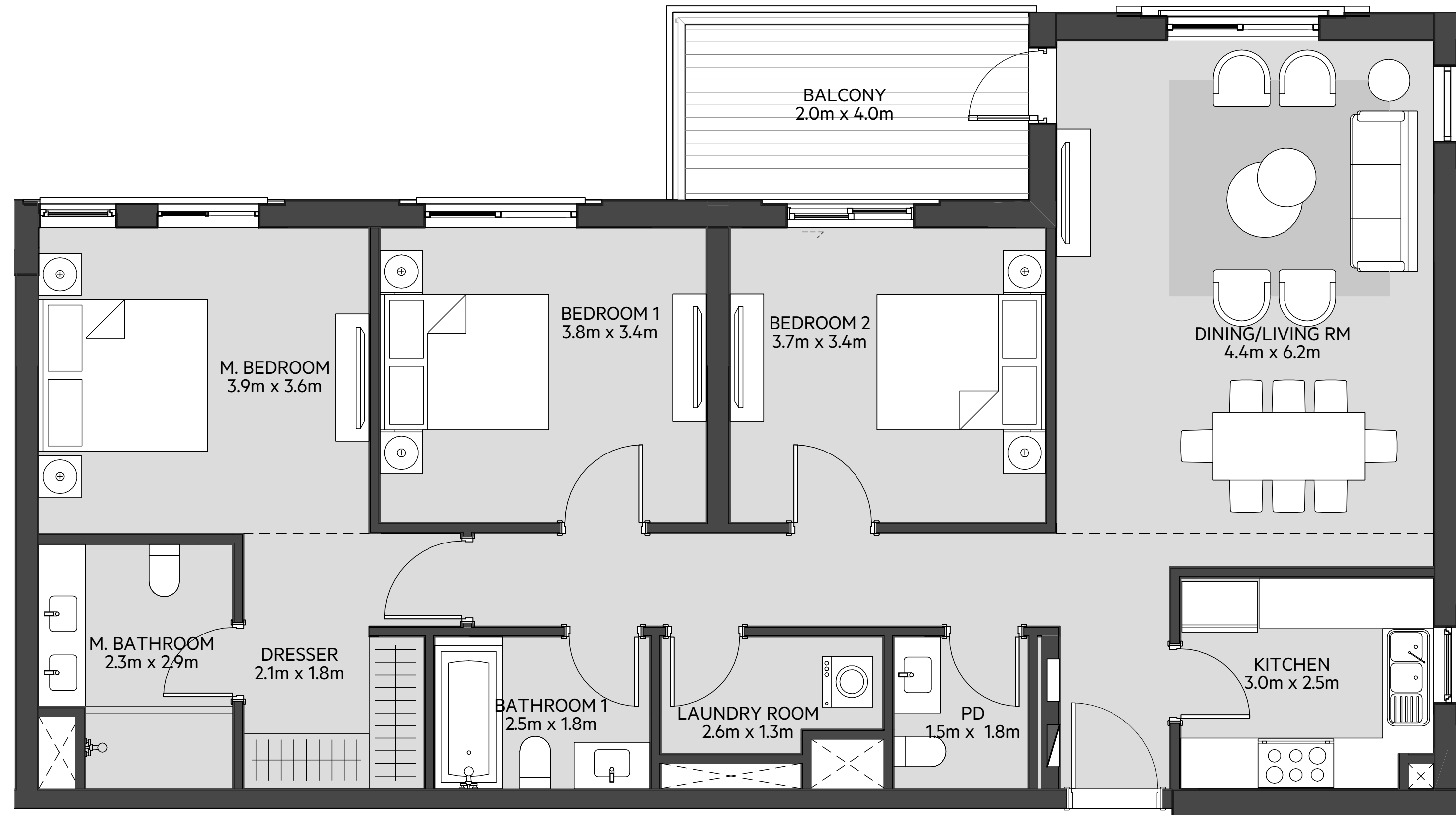
1. All room dimensions are measured to structural elements and exclude all finishes and construction tolerances. 2. All dimensions have been provided by our consultant architects. 3. All materials, dimensions and drawings are approximate. Information is subject to change without notice. 4. Actual suite area may vary from the stated area. Drawings not to scale. The developer reserves the right to make revisions. 5. Calculation of suite area is measured as the area bounded by the centre line of the demising or partition walls separating one unit from another unit, the exterior face of all exterior walls, and the exterior face of the corridor wall enclosing the adjoining unit. 6. Calculation of balcony area is measured as the area bounded by the centre line of the demising or partition walls separating one unit from another unit, the out most face of the enclosing guard and the external face of the unit adjoining the balcony. 7. The units are measured at typical floor in the building. Columns may vary in size depending on the floor level.

سَيَان

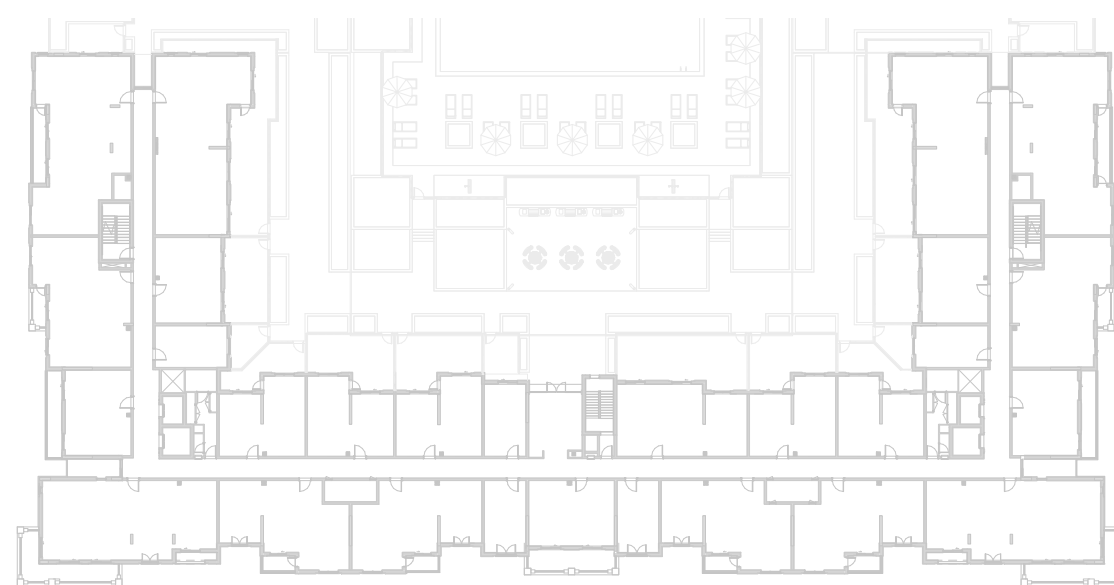
بيتش رزیدنس

CYAN BEACH RESIDENCE

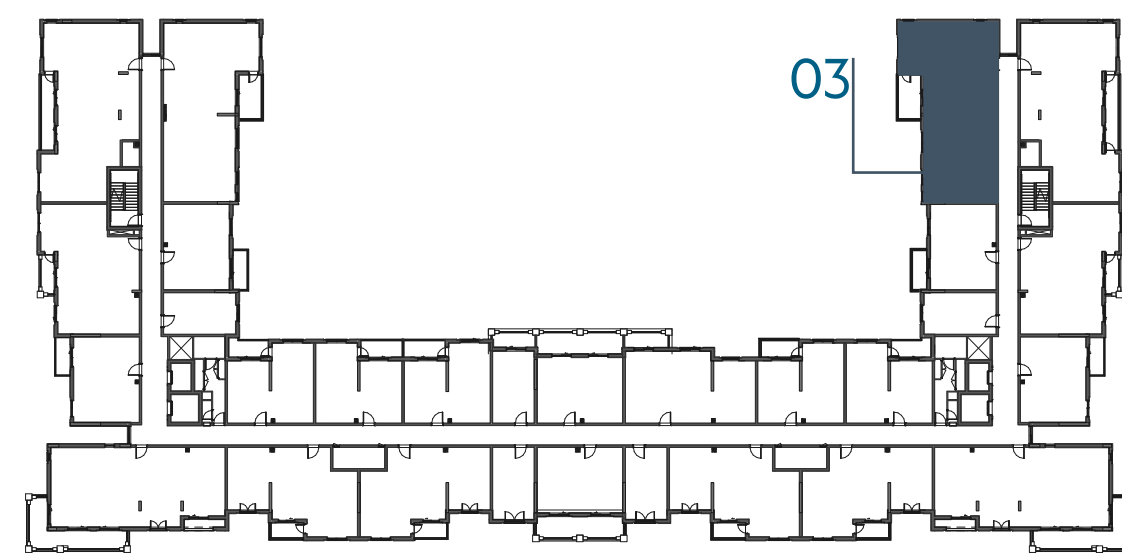
3_BEDROOM	TYPE 3B-2
UNIT NO.	203,303,403
SUITE AREA	133.09 m² / 1433 ft²
BALCONY AREA	9.08 m² / 97 ft²
TOTAL AREA	142.17 m² / 1530 ft²



LEVEL
01



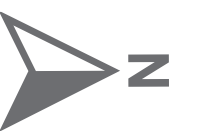
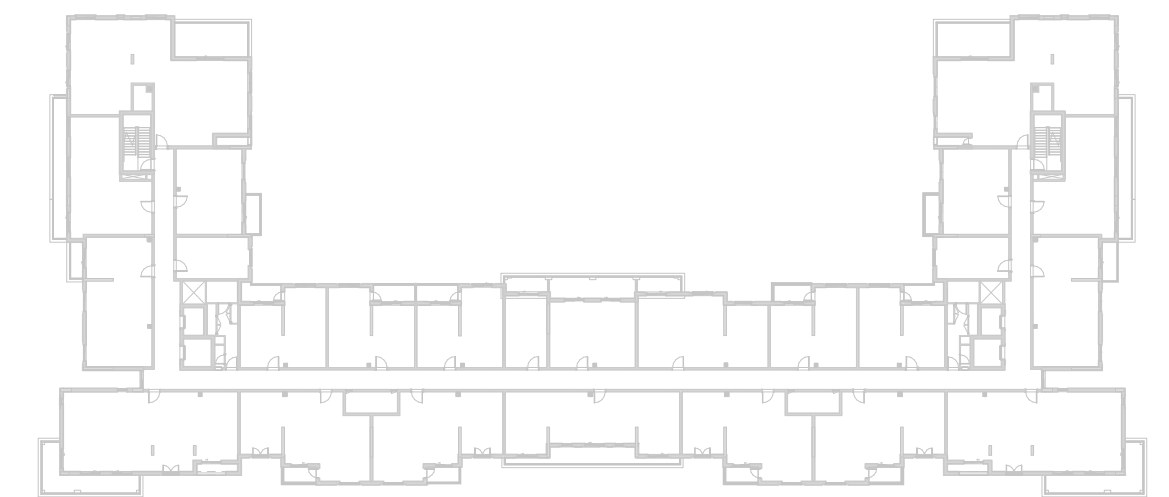
LEVEL
02, 03, 04



LEVEL
05



LEVEL
06



EAGLE
HILLS



جزيرة مريم
MARYAM ISLAND

Disclaimer:

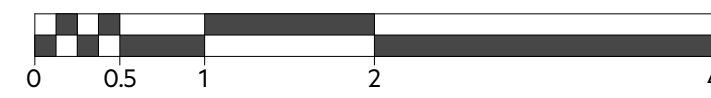
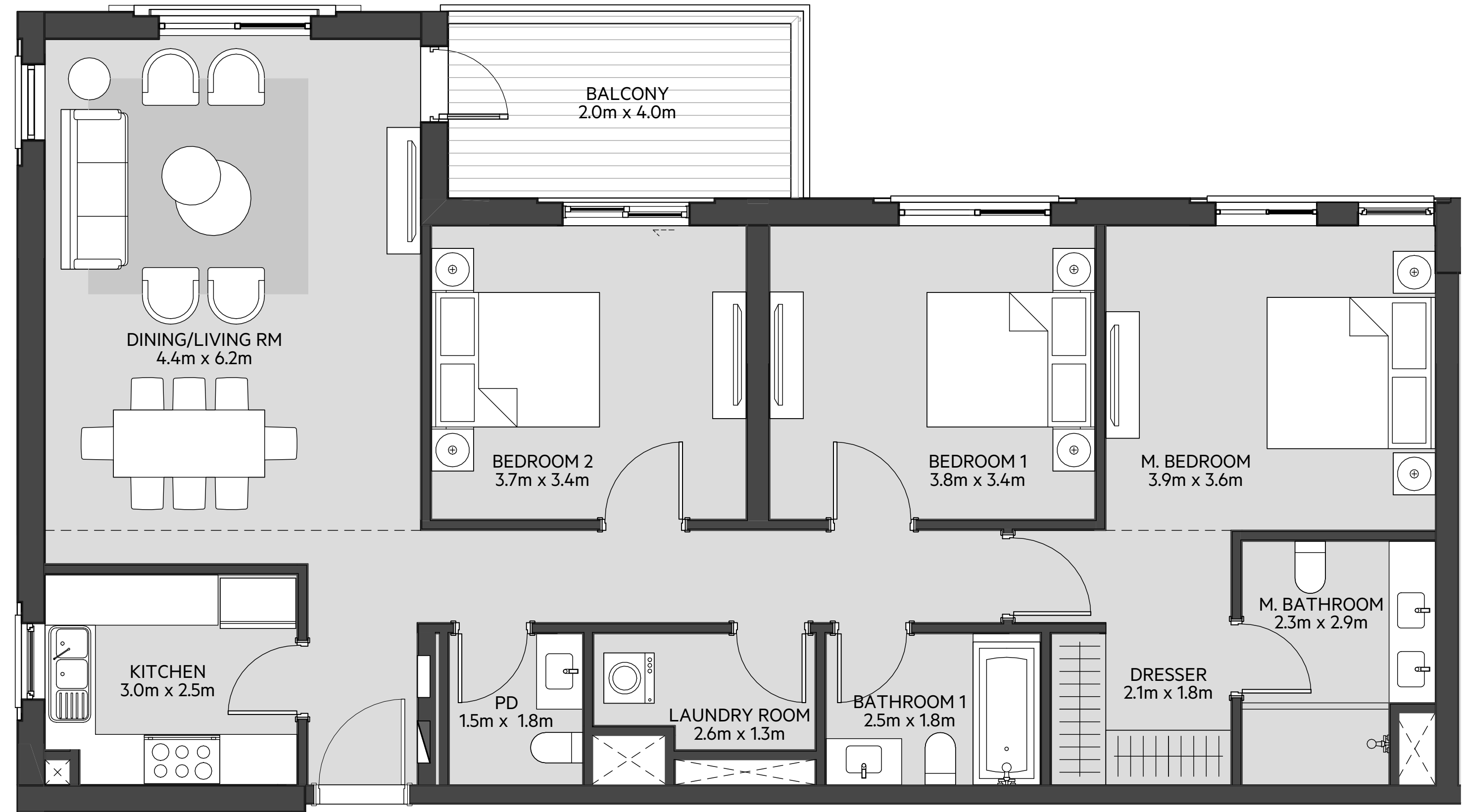
1. All room dimensions are measured to structural elements and exclude all finishes and construction tolerances. 2. All dimensions have been provided by our consultant architects. 3. All materials, dimensions and drawings are approximate. Information is subject to change without notice. 4. Actual suite area may vary from the stated area. Drawings not to scale. The developer reserves the right to make revisions. 5. Calculation of suite area is measured as the area bounded by the centre line of the demising or partition walls separating one unit from another unit, the exterior face of all exterior walls, and the exterior face of the corridor wall enclosing the adjoining unit. 6. Calculation of balcony area is measured as the area bounded by the centre line of the demising or partition walls separating one unit from another unit, the out most face of the enclosing guard and the external face of the unit adjoining the balcony. 7. The units are measured at typical floor in the building. Columns may vary in size depending on the floor level.

سَيَان

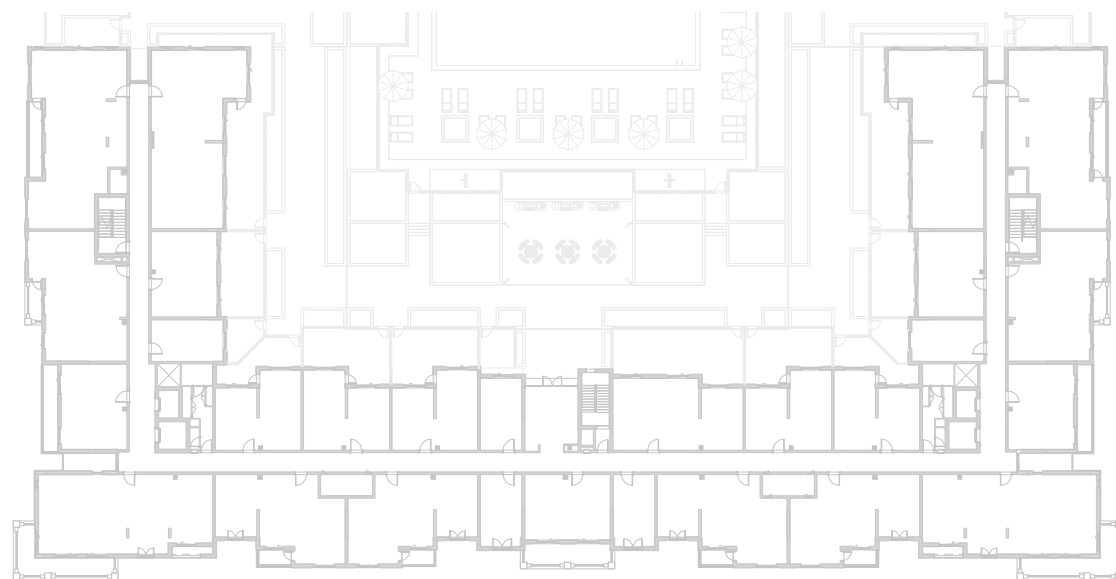
بيتش رزیدنس

CYAN BEACH RESIDENCE

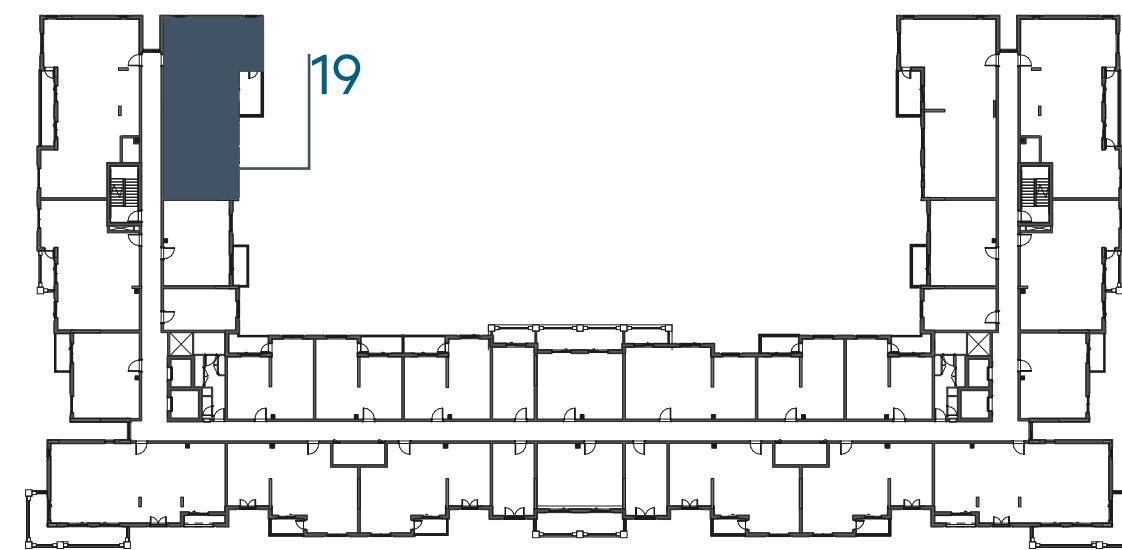
3_BEDROOM	TYPE 3B-2 M
UNIT NO.	219,319,419
SUITE AREA	133.09 m² / 1433 ft²
BALCONY AREA	9.08 m² / 97 ft²
TOTAL AREA	142.17 m² / 1530 ft²



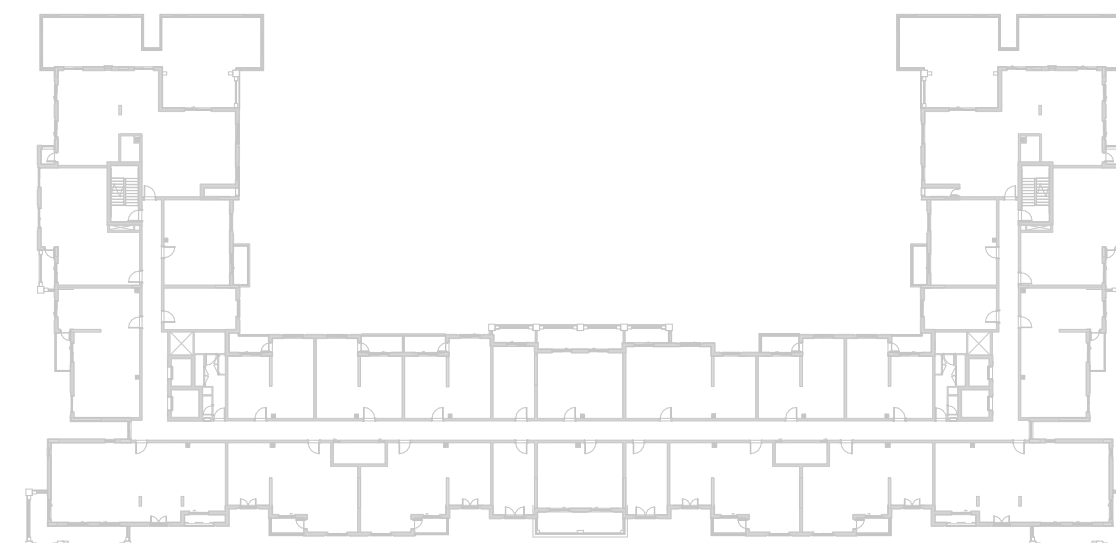
LEVEL
01



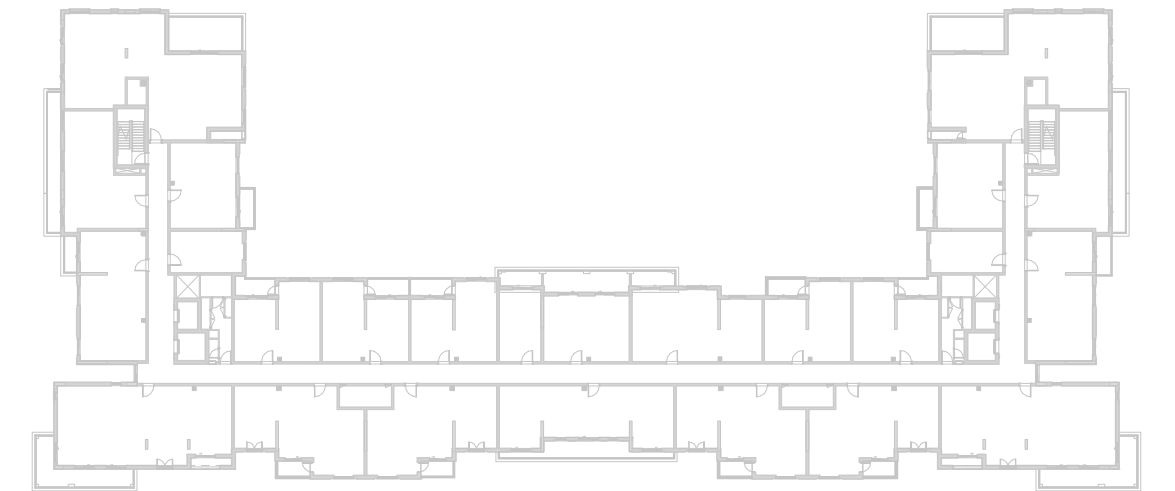
LEVEL
02, 03, 04



LEVEL
05



LEVEL
06



EAGLE
HILLS



جزيرة مريم
MARYAM ISLAND

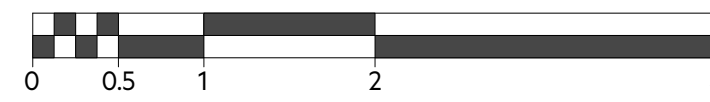
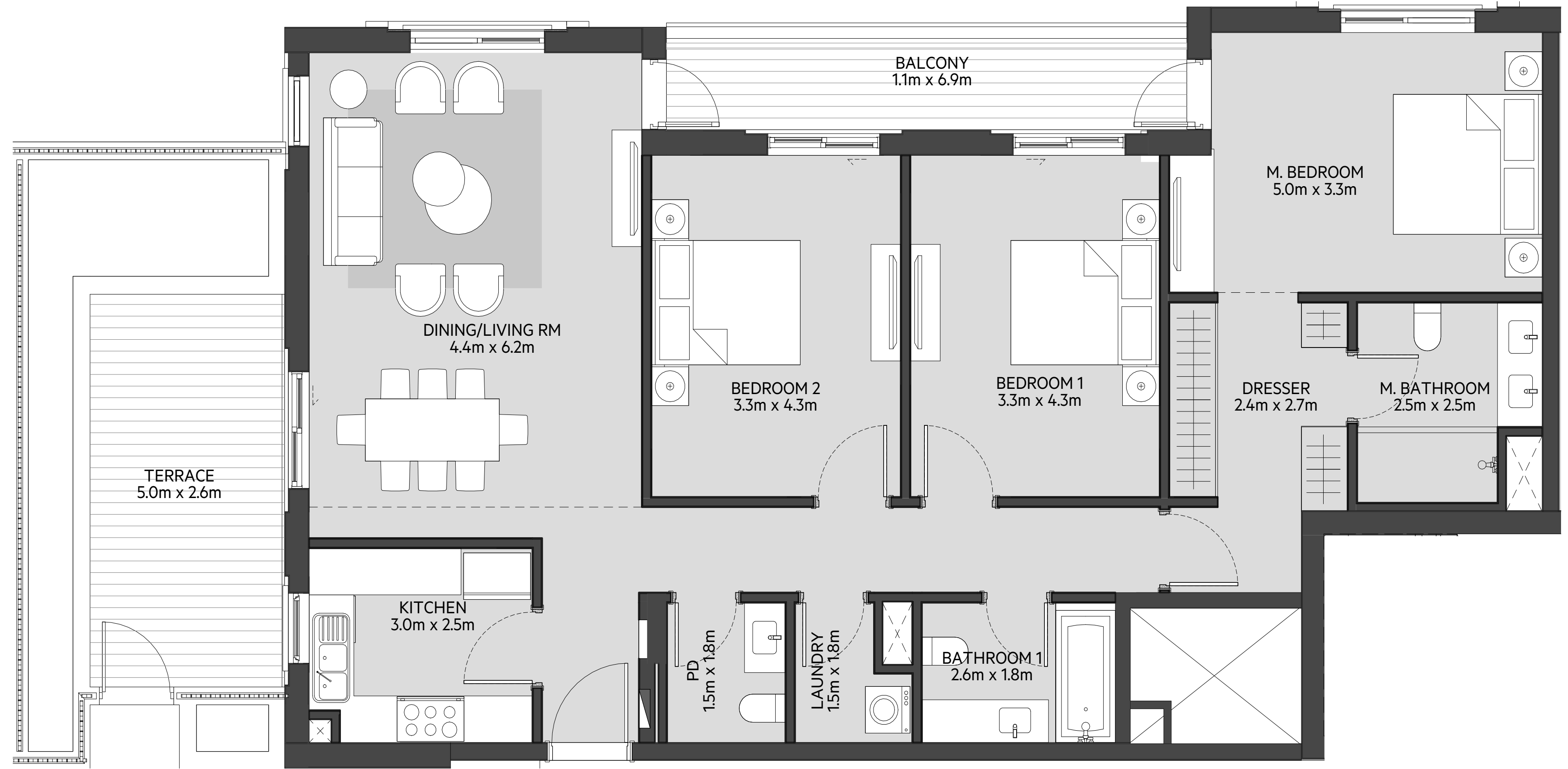
Disclaimer:

1. All room dimensions are measured to structural elements and exclude all finishes and construction tolerances. 2. All dimensions have been provided by our consultant architects. 3. All materials, dimensions and drawings are approximate. Information is subject to change without notice. 4. Actual suite area may vary from the stated area. Drawings not to scale. The developer reserves the right to make revisions. 5. Calculation of suite area is measured as the area bounded by the centre line of the demising or partition walls separating one unit from another unit, the exterior face of all exterior walls, and the exterior face of the corridor wall enclosing the adjoining unit. 6. Calculation of balcony area is measured as the area bounded by the centre line of the demising or partition walls separating one unit from another unit, the out most face of the enclosing guard and the external face of the unit adjoining the balcony. 7. The units are measured at typical floor in the building. Columns may vary in size depending on the floor level.

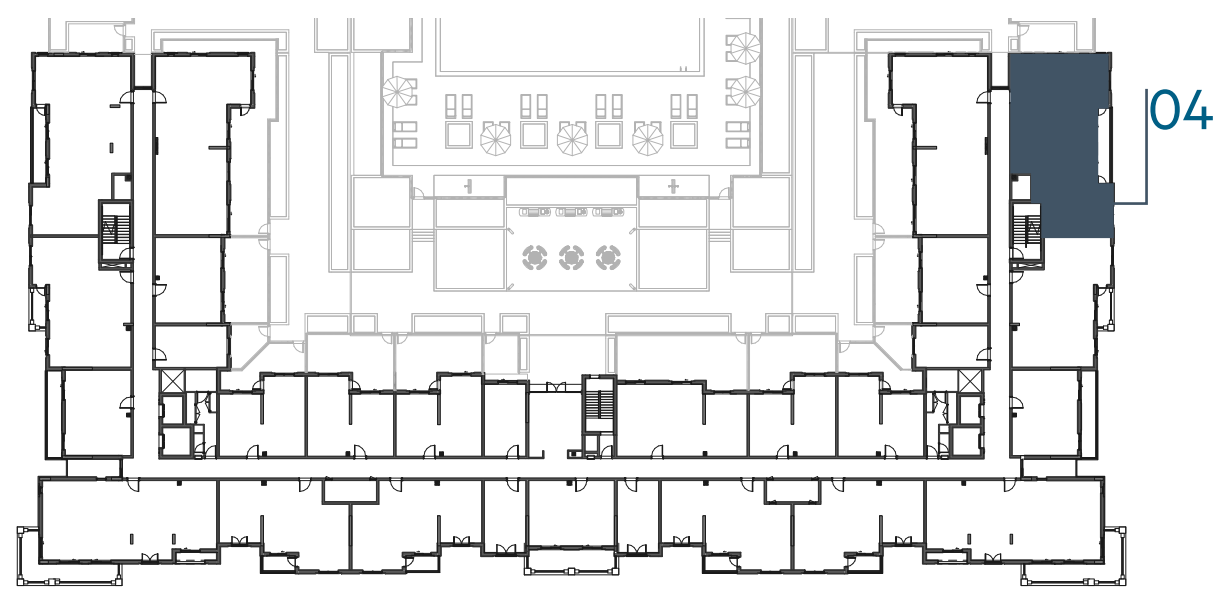
سَيَان

بيتش رزیدنس CYAN BEACH RESIDENCE

3_BEDROOM	TYPE 3C-1
UNIT NO.	104
SUITE AREA	138.25 m² / 1488 ft²
BALCONY AREA	8.92 m² / 96 ft²
TOTAL AREA	147.17 m² / 1584 ft²
GARDEN TERRACE	26.19 m² / 282 ft²



LEVEL
01



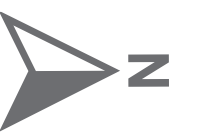
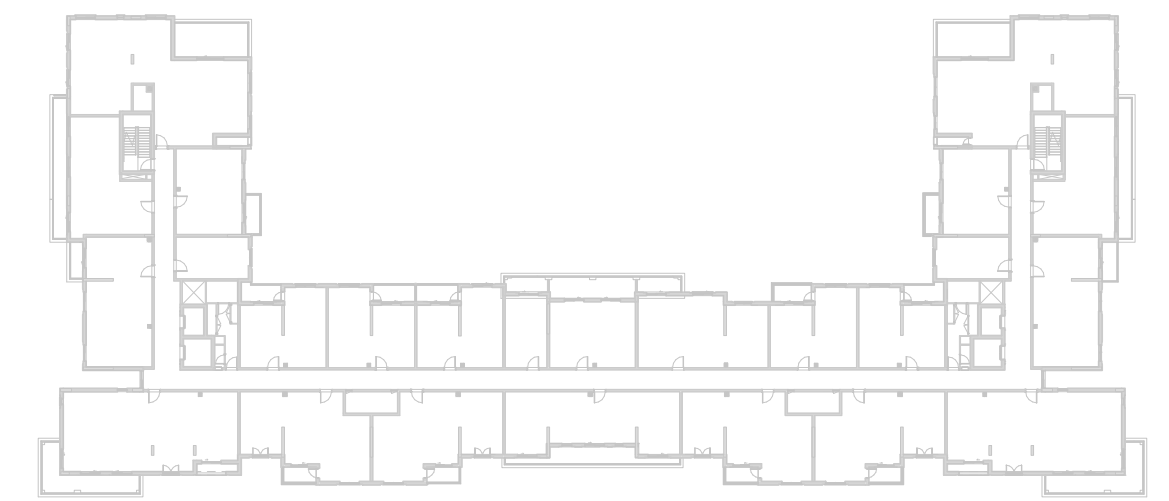
LEVEL
02, 03, 04



LEVEL
05



LEVEL
06



EAGLE
HILLS



جزيرة مريم
MARYAM ISLAND

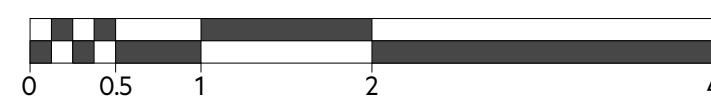
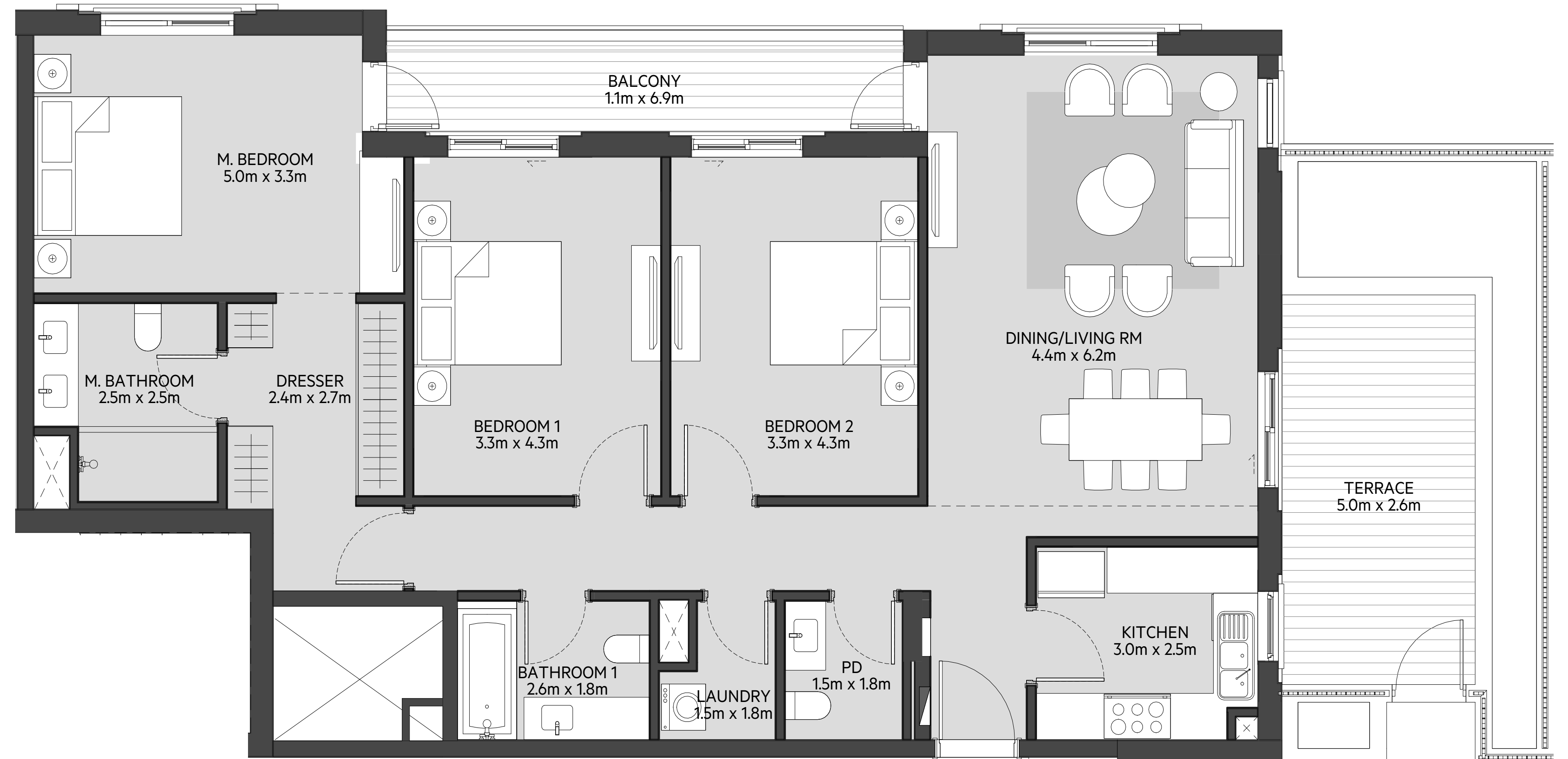
Disclaimer:

1. All room dimensions are measured to structural elements and exclude all finishes and construction tolerances. **2.** All dimensions have been provided by our consultant architects. **3.** All materials, dimensions and drawings are approximate. Information is subject to change without notice. **4.** Actual suite area may vary from the stated area. Drawings not to scale. The developer reserves the right to make revisions. **5.** Calculation of suite area is measured as the area bounded by the centre line of the demising or partition walls separating one unit from another unit, the exterior face of all exterior walls, and the exterior face of the corridor wall enclosing the adjoining unit. **6.** Calculation of balcony area is measured as the area bounded by the centre line of the demising or partition walls separating one unit from another unit, the out most face of the enclosing guard and the external face of the unit adjoining the balcony. **7.** The units are measured at typical floor in the building. Columns may vary in size depending on the floor level.

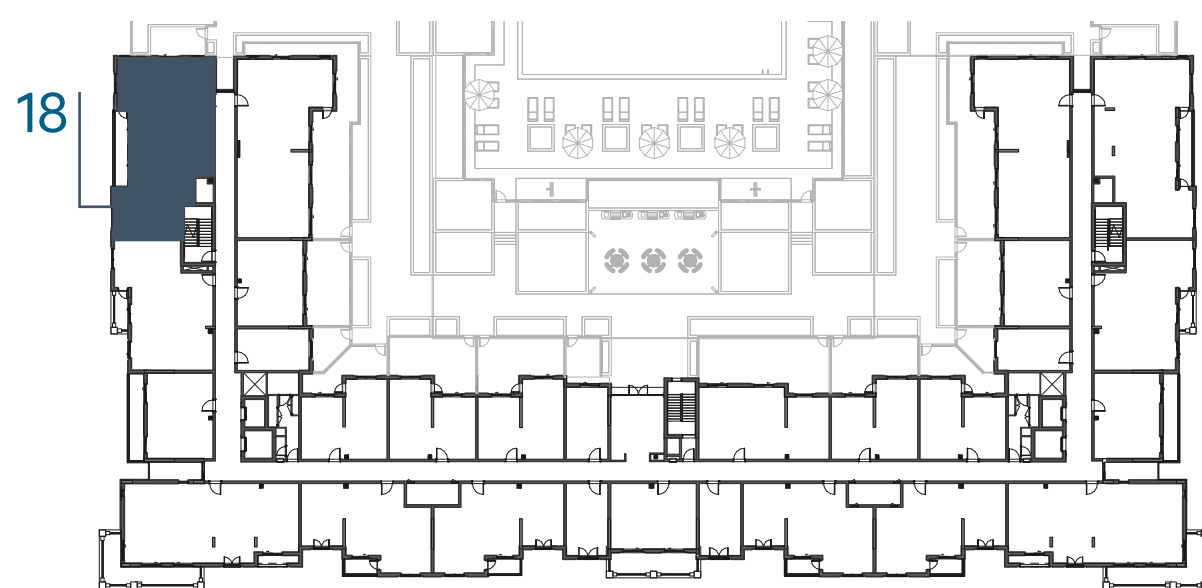
سَيَان

بيتش رزیدنس CYAN BEACH RESIDENCE

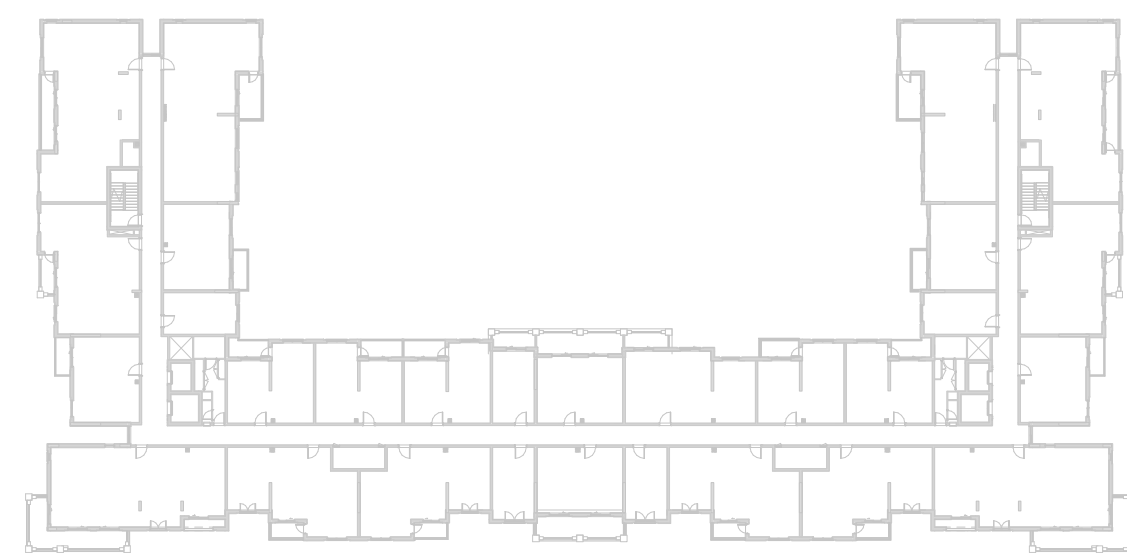
3_BEDROOM	TYPE 3C-1 M
UNIT NO.	118
SUITE AREA	138.25 m² / 1488 ft²
BALCONY AREA	8.92 m² / 96 ft²
TOTAL AREA	147.17 m² / 1584 ft²
GARDEN TERRACE	26.19 m² / 282 ft²



LEVEL
01



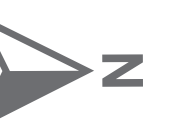
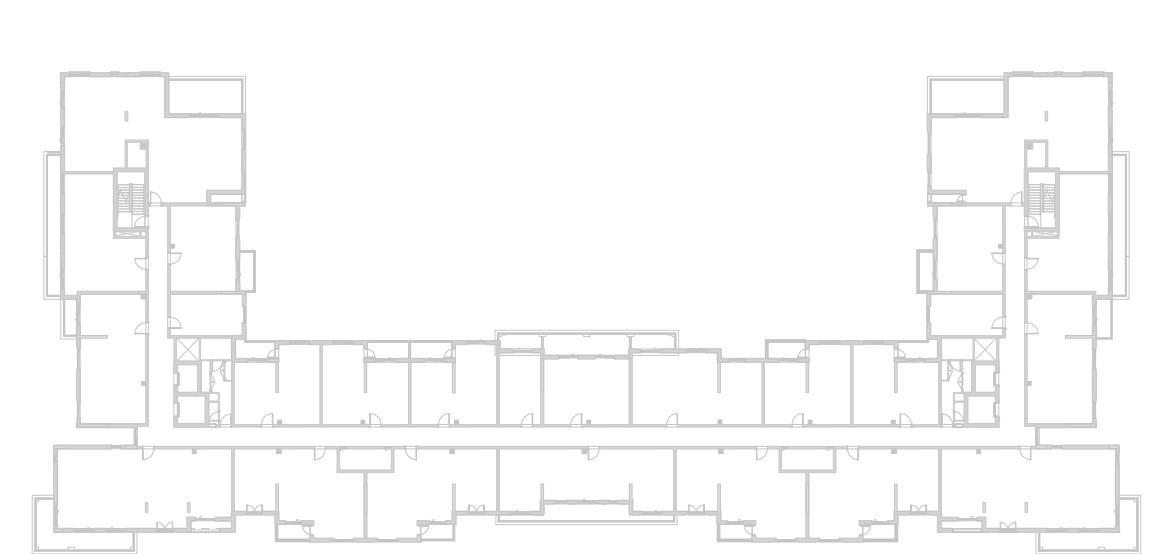
LEVEL
02, 03, 04



LEVEL
05



LEVEL
06



EAGLE
HILLS



جزيرة مريم
MARYAM ISLAND

Disclaimer:

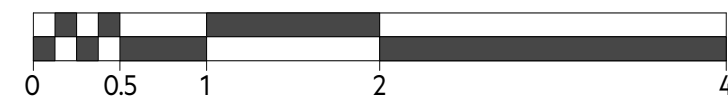
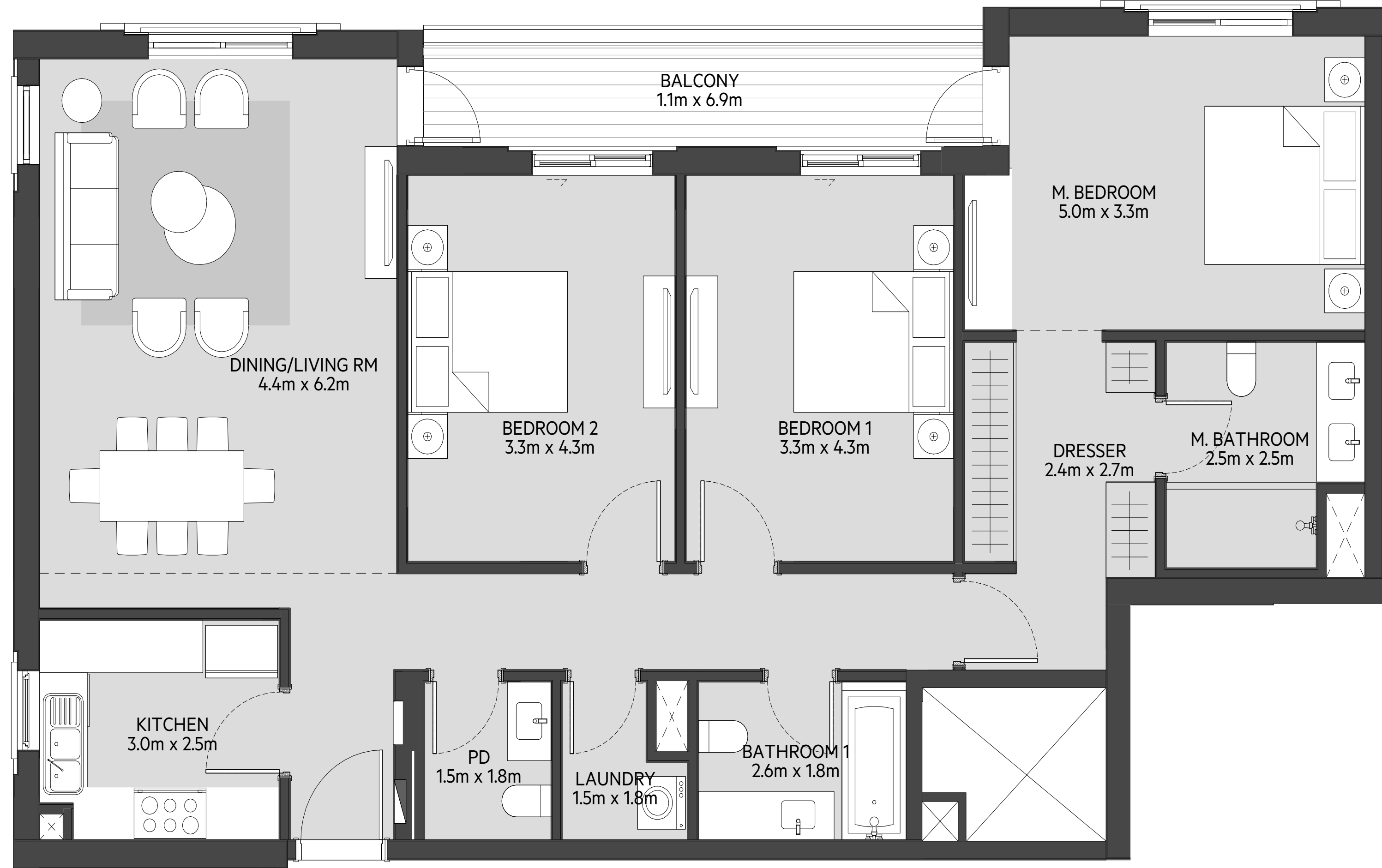
1. All room dimensions are measured to structural elements and exclude all finishes and construction tolerances. **2.** All dimensions have been provided by our consultant architects. **3.** All materials, dimensions and drawings are approximate. Information is subject to change without notice. **4.** Actual suite area may vary from the stated area. Drawings not to scale. The developer reserves the right to make revisions. **5.** Calculation of suite area is measured as the area bounded by the centre line of the demising or partition walls separating one unit from another unit, the exterior face of all exterior walls, and the exterior face of the corridor wall enclosing the adjoining unit. **6.** Calculation of balcony area is measured as the area bounded by the centre line of the demising or partition walls separating one unit from another unit, the out most face of the enclosing guard and the external face of the unit adjoining the balcony. **7.** The units are measured at typical floor in the building. Columns may vary in size depending on the floor level.

سَيَان

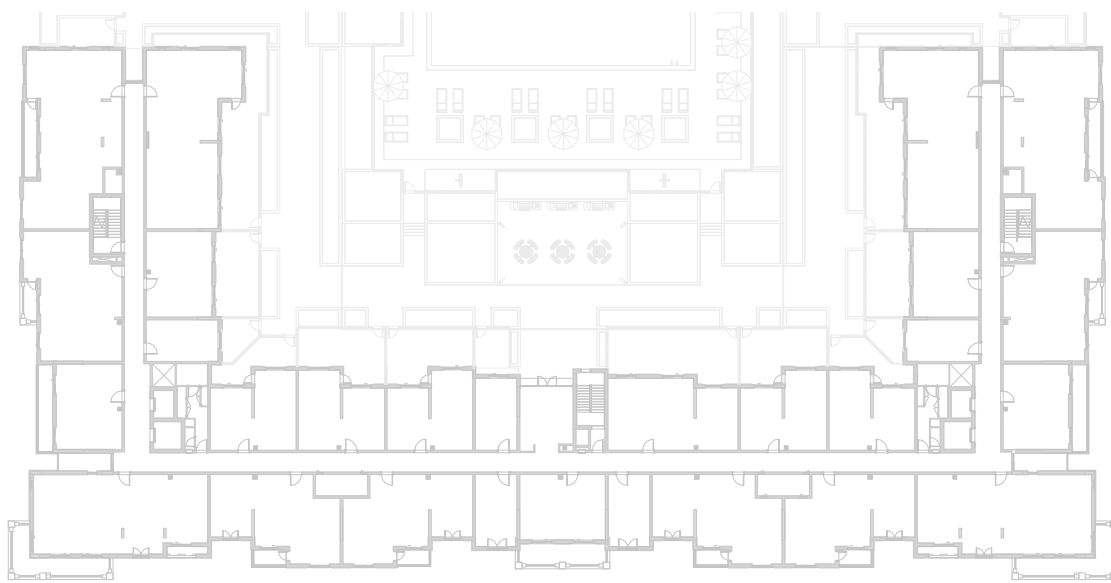
بيتش رزیدنس

CYAN BEACH RESIDENCE

3_BEDROOM	TYPE 3C-2
UNIT NO.	204,304,404
SUITE AREA	138.24 m² / 1488 ft²
BALCONY AREA	8.92 m² / 96 ft²
TOTAL AREA	147.16 m² / 1584 ft²



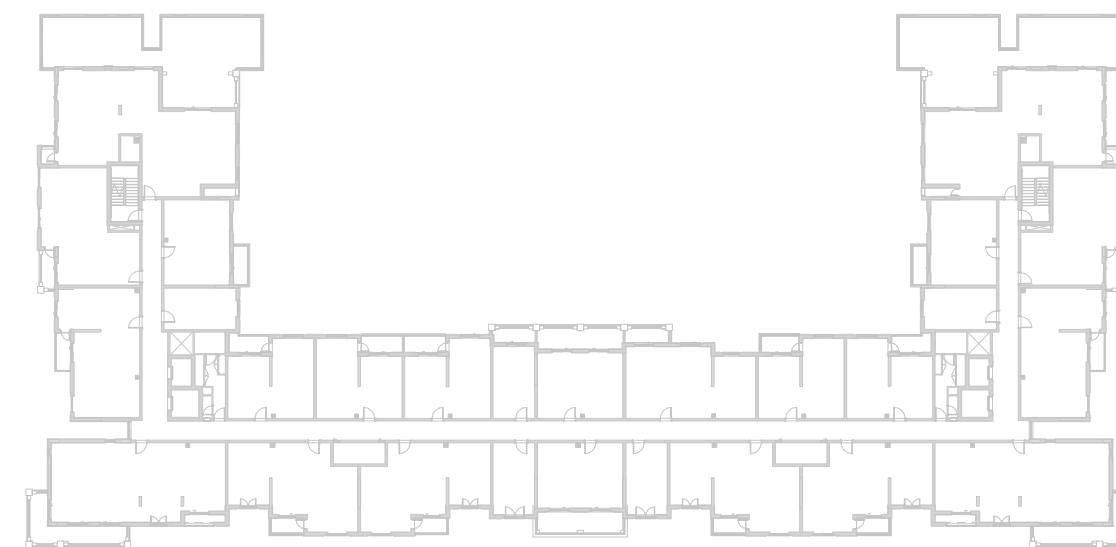
LEVEL
01



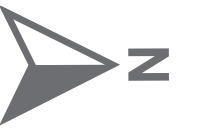
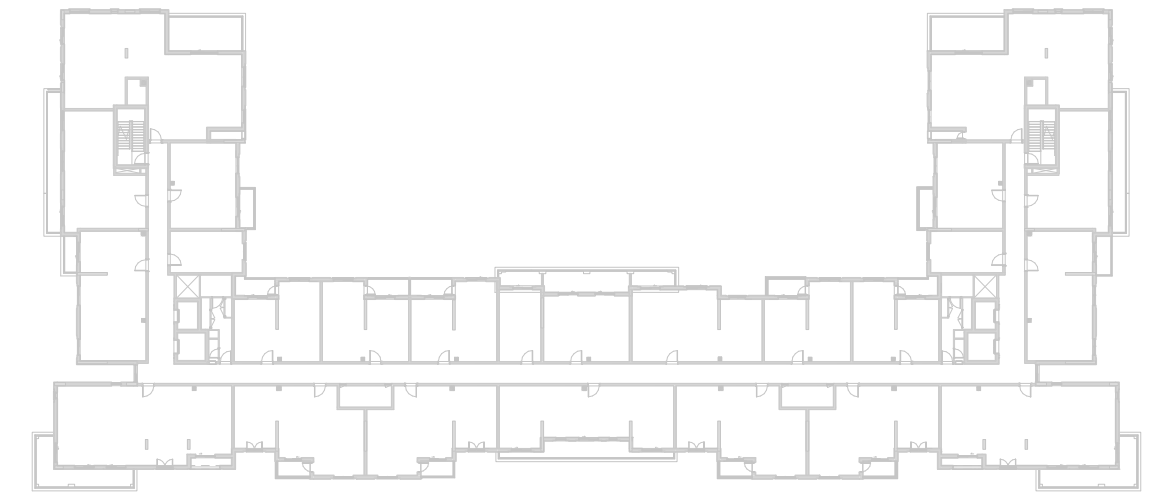
LEVEL
02, 03, 04



LEVEL
05



LEVEL
06



EAGLE
HILLS



جزيرة مريم
MARYAM ISLAND

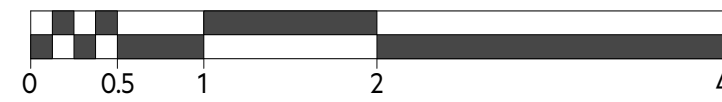
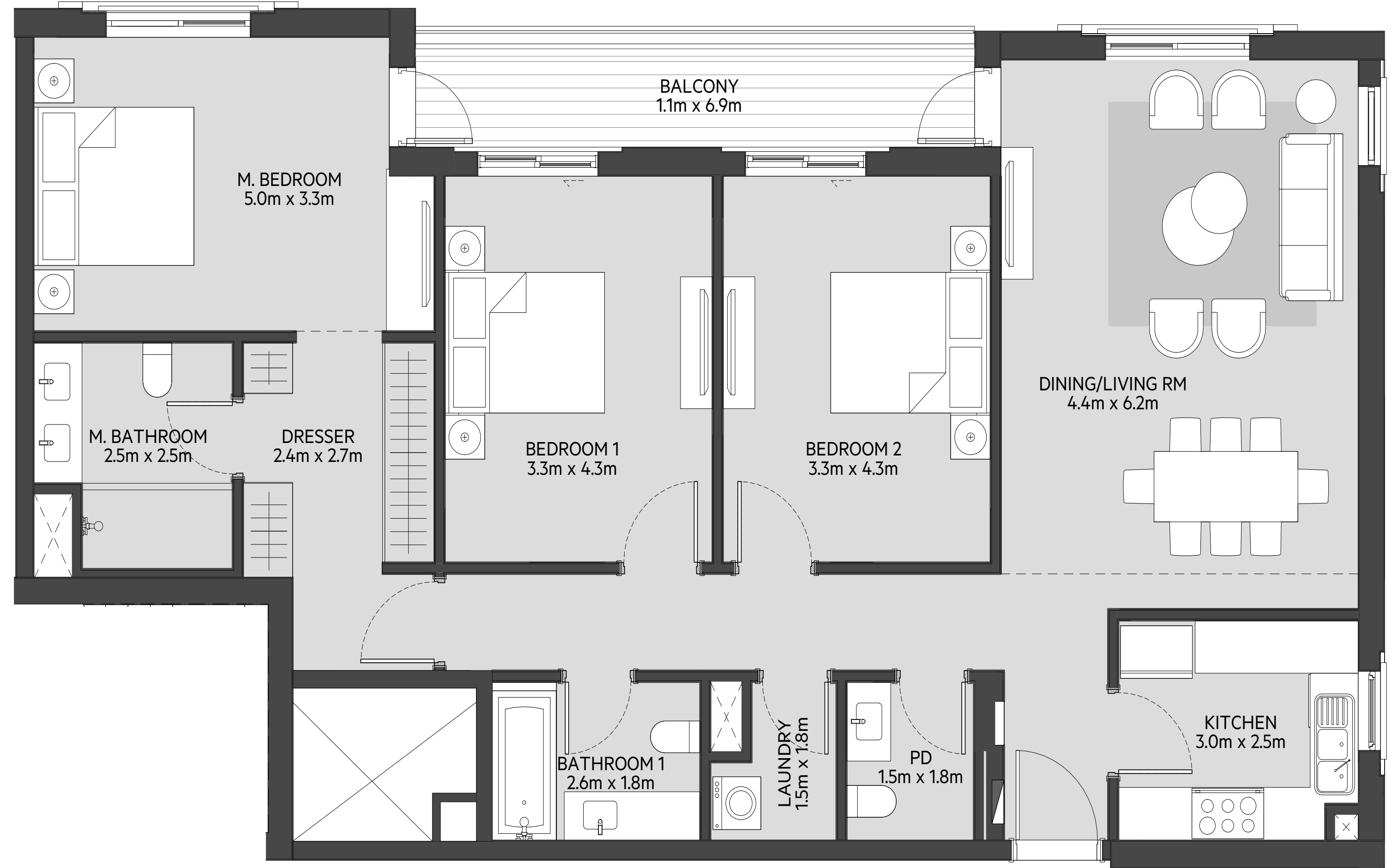
Disclaimer:

1. All room dimensions are measured to structural elements and exclude all finishes and construction tolerances. 2. All dimensions have been provided by our consultant architects. 3. All materials, dimensions and drawings are approximate. Information is subject to change without notice. 4. Actual suite area may vary from the stated area. Drawings not to scale. The developer reserves the right to make revisions. 5. Calculation of suite area is measured as the area bounded by the centre line of the demising or partition walls separating one unit from another unit, the exterior face of all exterior walls, and the exterior face of the corridor wall enclosing the adjoining unit. 6. Calculation of balcony area is measured as the area bounded by the centre line of the demising or partition walls separating one unit from another unit, the out most face of the enclosing guard and the external face of the unit adjoining the balcony. 7. The units are measured at typical floor in the building. Columns may vary in size depending on the floor level.

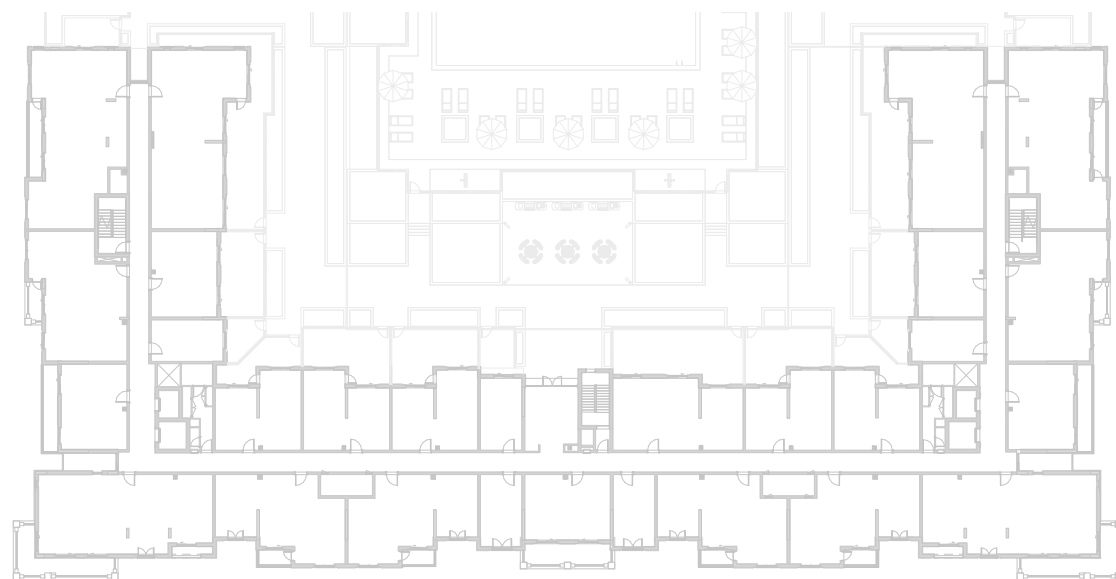
سَيَان

بيتش رزیدنس CYAN BEACH RESIDENCE

3_BEDROOM	TYPE 3C-2 M
UNIT NO.	218,318,418
SUITE AREA	138.24 m² / 1488 ft²
BALCONY AREA	8.92 m² / 96 ft²
TOTAL AREA	147.16 m² / 1584 ft²



LEVEL
01



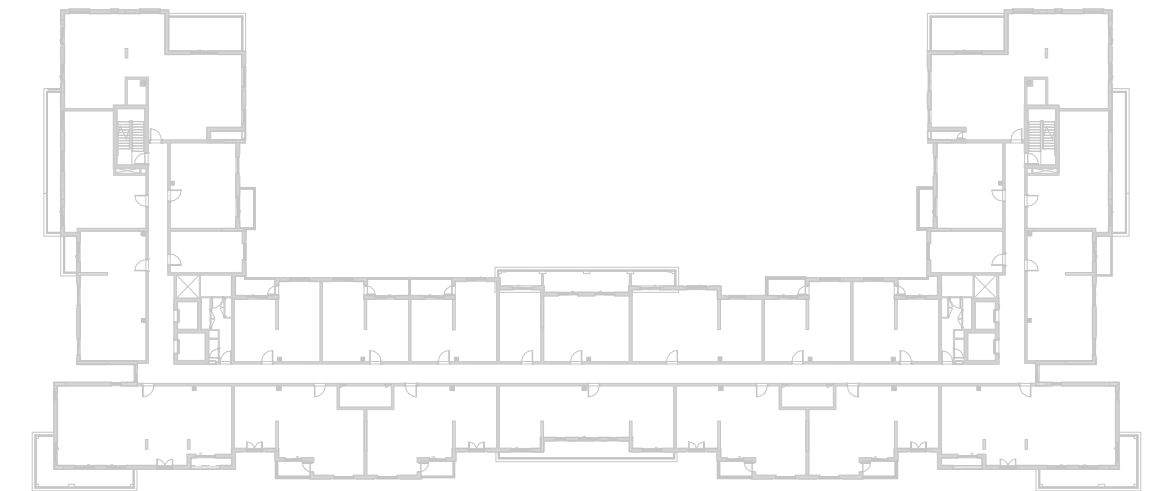
LEVEL
02, 03, 04



LEVEL
05



LEVEL
06



EAGLE
HILLS



جزيرة مريم
MARYAM ISLAND

Disclaimer:

1. All room dimensions are measured to structural elements and exclude all finishes and construction tolerances. 2. All dimensions have been provided by our consultant architects. 3. All materials, dimensions and drawings are approximate. Information is subject to change without notice. 4. Actual suite area may vary from the stated area. Drawings not to scale. The developer reserves the right to make revisions. 5. Calculation of suite area is measured as the area bounded by the centre line of the demising or partition walls separating one unit from another unit, the exterior face of all exterior walls, and the exterior face of the corridor wall enclosing the adjoining unit. 6. Calculation of balcony area is measured as the area bounded by the centre line of the demising or partition walls separating one unit from another unit, the out most face of the enclosing guard and the external face of the unit adjoining the balcony. 7. The units are measured at typical floor in the building. Columns may vary in size depending on the floor level.

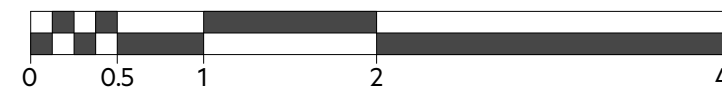
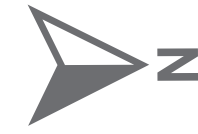
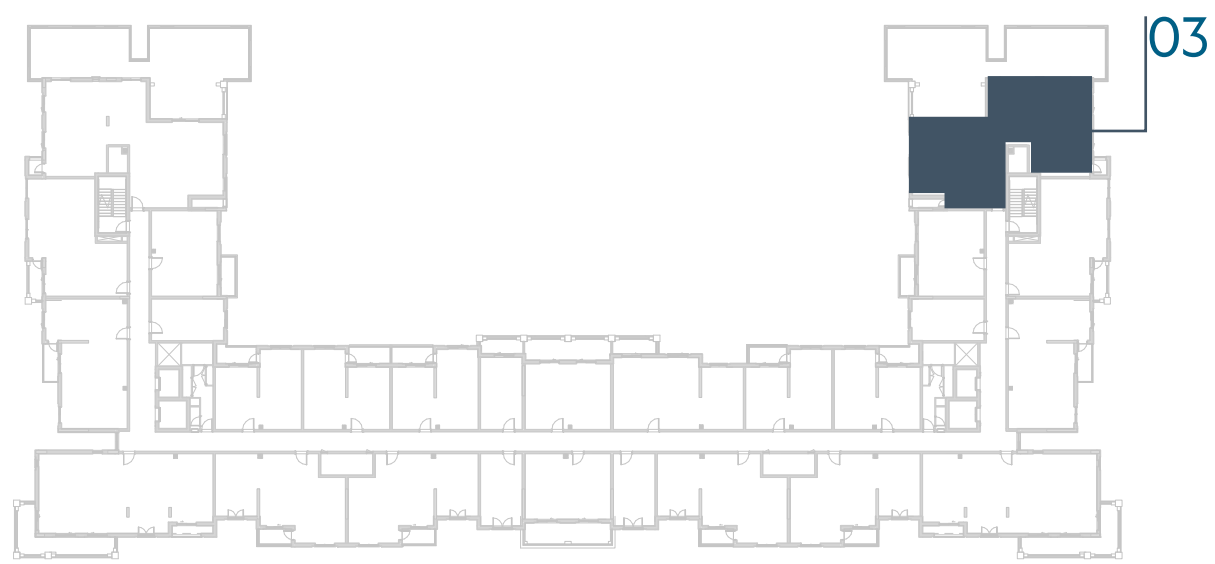
سَيَان

بيتش رزیدنس

CYAN BEACH RESIDENCE

3_BEDROOM	TYPE 3D-1
UNIT NO.	503
SUITE AREA	149.60 m² / 1610 ft²
BALCONY AREA	6.28 m² / 67 ft²
TOTAL AREA	155.88 m² / 1677 ft²
ROOF TERRACE	124.94 m² / 1344 ft²

LEVEL
05



EAGLE
HILLS



جزيرة مريم
MARYAM ISLAND

Disclaimer:

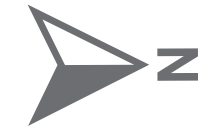
1. All room dimensions are measured to structural elements and exclude all finishes and construction tolerances. **2.** All dimensions have been provided by our consultant architects. **3.** All materials, dimensions and drawings are approximate. Information is subject to change without notice. **4.** Actual suite area may vary from the stated area. Drawings not to scale. The developer reserves the right to make revisions. **5.** Calculation of suite area is measured as the area bounded by the centre line of the demising or partition walls separating one unit from another unit, the exterior face of all exterior walls, and the exterior face of the corridor wall enclosing the adjoining unit. **6.** Calculation of balcony area is measured as the area bounded by the centre line of the demising or partition walls separating one unit from another unit, the out most face of the enclosing guard and the external face of the unit adjoining the balcony. **7.** The units are measured at typical floor in the building. Columns may vary in size depending on the floor level.

سَيَان

بيتش رزیدنس CYAN BEACH RESIDENCE

3_BEDROOM	TYPE 3D-1 M
UNIT NO.	517
SUITE AREA	149.60 m² / 1610 ft²
BALCONY AREA	6.28 m² / 67 ft²
TOTAL AREA	155.88 m² / 1677 ft²
ROOF TERRACE	124.94 m² / 1344 ft²

LEVEL
05



جزيرة مريم
MARYAM ISLAND

Disclaimer:

1. All room dimensions are measured to structural elements and exclude all finishes and construction tolerances. 2. All dimensions have been provided by our consultant architects. 3. All materials, dimensions and drawings are approximate. Information is subject to change without notice. 4. Actual suite area may vary from the stated area. Drawings not to scale. The developer reserves the right to make revisions. 5. Calculation of suite area is measured as the area bounded by the centre line of the demising or partition walls separating one unit from another unit, the exterior face of all exterior walls, and the exterior face of the corridor wall enclosing the adjoining unit. 6. Calculation of balcony area is measured as the area bounded by the centre line of the demising or partition walls separating one unit from another unit, the out most face of the enclosing guard and the external face of the unit adjoining the balcony. 7. The units are measured at typical floor in the building. Columns may vary in size depending on the floor level.

سَيَان

بيتش رزیدنس

CYAN BEACH RESIDENCE

3_BEDROOM

TYPE 3D-2

UNIT NO.

603

SUITE AREA

149.94 m² / 1616 ft²

BALCONY AREA

25.53 m² / 275 ft²

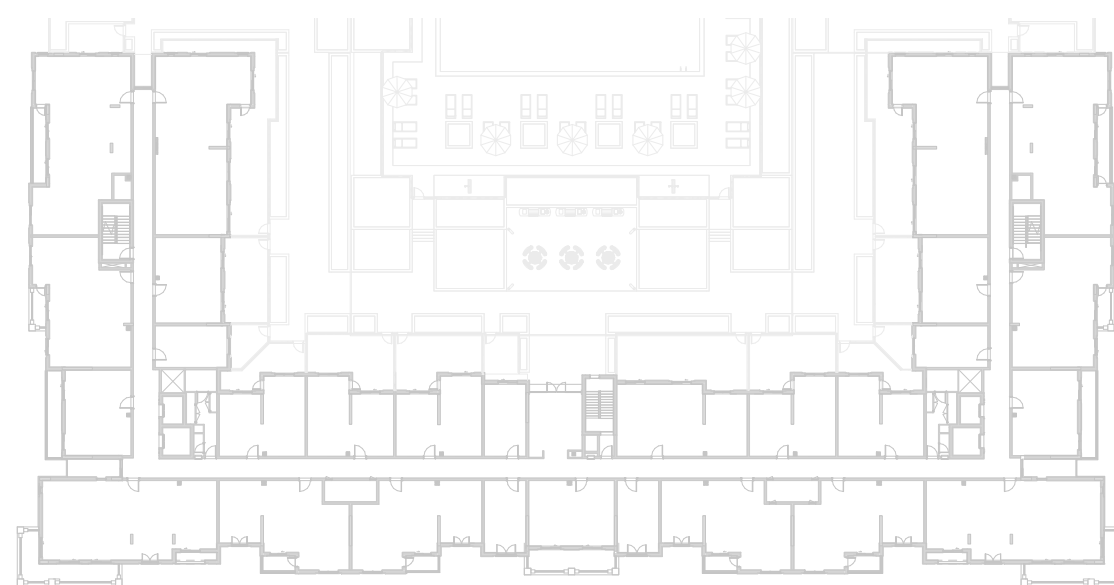
TOTAL AREA

175.47 m² / 1889 ft²



LEVEL

01



LEVEL

02, 03, 04




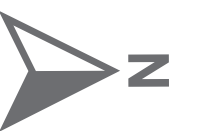
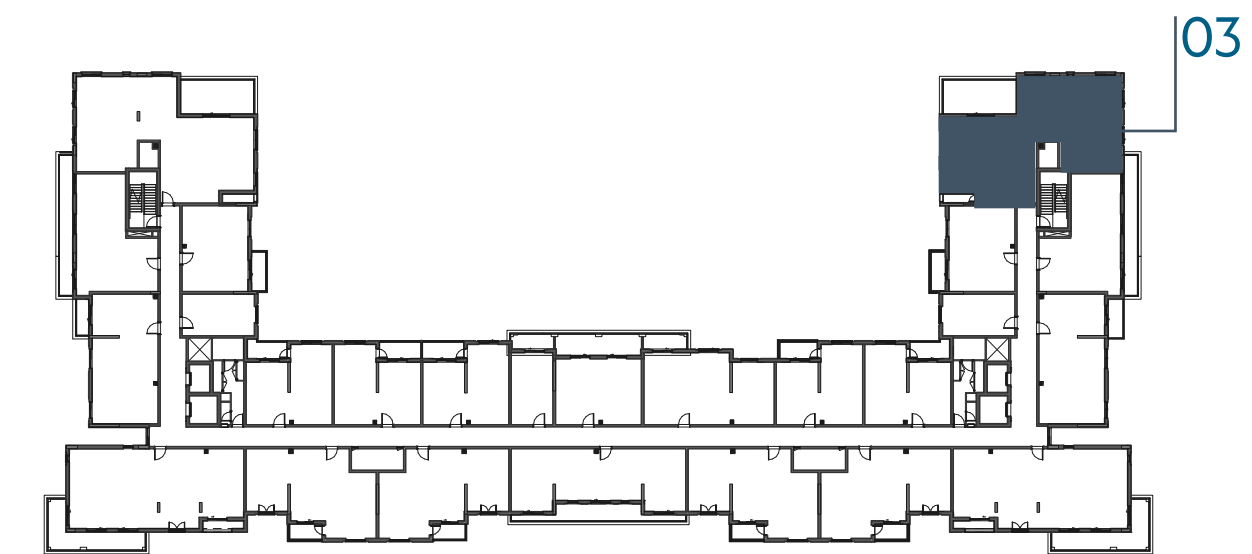
LEVEL

05



LEVEL

06



EAGLE
HILLS



جزيرة مريم
MARYAM ISLAND

Disclaimer:

1. All room dimensions are measured to structural elements and exclude all finishes and construction tolerances. **2.** All dimensions have been provided by our consultant architects. **3.** All materials, dimensions and drawings are approximate. Information is subject to change without notice. **4.** Actual suite area may vary from the stated area. Drawings not to scale. The developer reserves the right to make revisions. **5.** Calculation of suite area is measured as the area bounded by the centre line of the demising or partition walls separating one unit from another unit, the exterior face of all exterior walls, and the exterior face of the corridor wall enclosing the adjoining unit. **6.** Calculation of balcony area is measured as the area bounded by the centre line of the demising or partition walls separating one unit from another unit, the out most face of the enclosing guard and the external face of the unit adjoining the balcony. **7.** The units are measured at typical floor in the building. Columns may vary in size depending on the floor level.

سَيَان

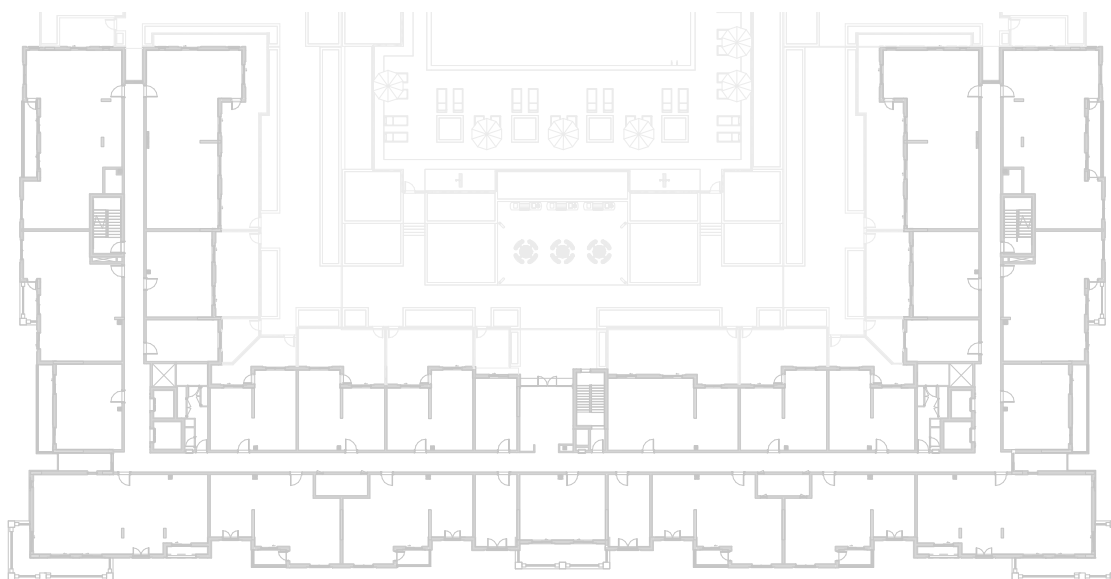
بيتش رزیدنس

CYAN BEACH RESIDENCE

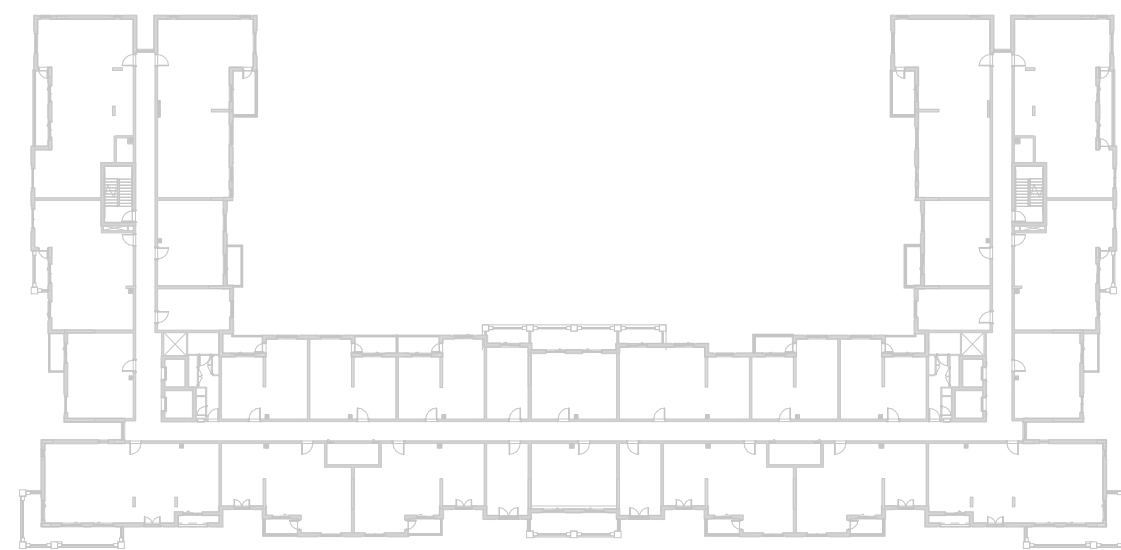
3_BEDROOM	TYPE 3D-2 M
UNIT NO.	615
SUITE AREA	149.94 m² / 1616 ft²
BALCONY AREA	25.53 m² / 275 ft²
TOTAL AREA	175.47 m² / 1889 ft²



LEVEL
01



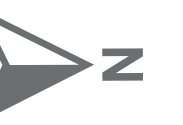
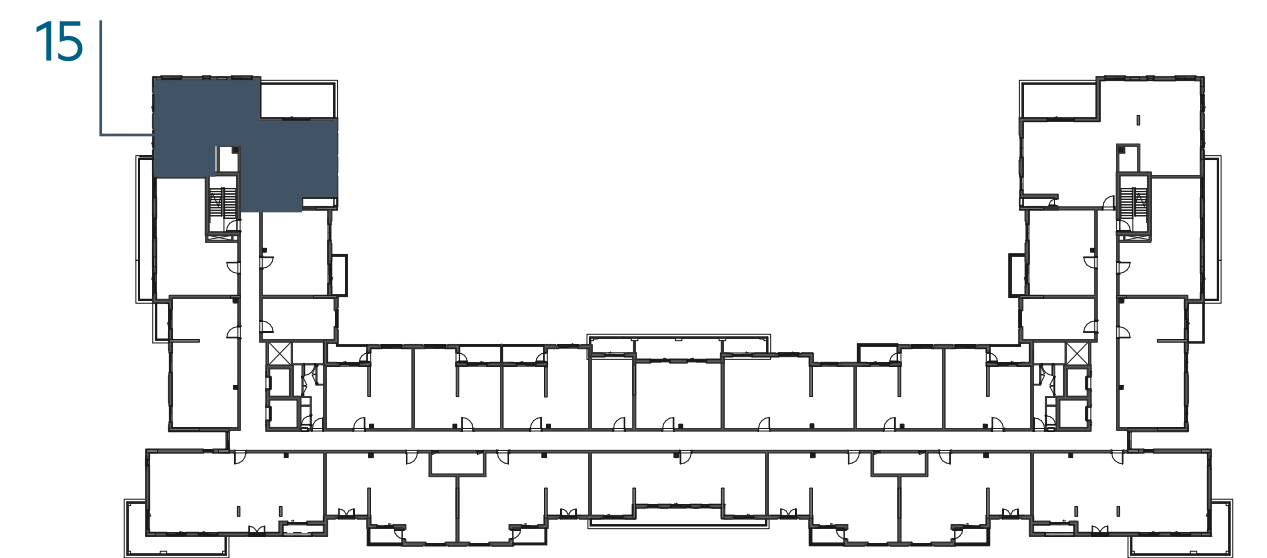
LEVEL
02, 03, 04



LEVEL
05



LEVEL
06



EAGLE
HILLS



جزيرة مريم
MARYAM ISLAND

Disclaimer:

1. All room dimensions are measured to structural elements and exclude all finishes and construction tolerances. 2. All dimensions have been provided by our consultant architects. 3. All materials, dimensions and drawings are approximate. Information is subject to change without notice. 4. Actual suite area may vary from the stated area. Drawings not to scale. The developer reserves the right to make revisions. 5. Calculation of suite area is measured as the area bounded by the centre line of the demising or partition walls separating one unit from another unit, the exterior face of all exterior walls, and the exterior face of the corridor wall enclosing the adjoining unit. 6. Calculation of balcony area is measured as the area bounded by the centre line of the demising or partition walls separating one unit from another unit, the out most face of the enclosing guard and the external face of the unit adjoining the balcony. 7. The units are measured at typical floor in the building. Columns may vary in size depending on the floor level.