


FLOORPLANS
ASAYEL BUILDING 1



UNIT NO.	SUITE AREA		BALCONY AREA		TOTAL AREA	
	SQM	SQFT	SQM	SQFT	SQM	SQFT
G04	66.8	719	52.5	566	119.3	1284



UNIT NO.	SUITE AREA		BALCONY AREA		TOTAL AREA	
	SQM	SQFT	SQM	SQFT	SQM	SQFT
G05	66.8	719	54.3	585	121.1	1304



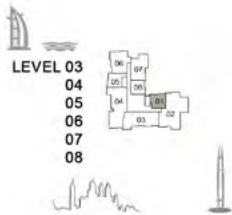
UNIT NO.	SUITE AREA		BALCONY AREA		TOTAL AREA	
	SQM	SQFT	SQM	SQFT	SQM	SQFT
G10	66.8	719	31.2	336	98.0	1055



UNIT NO.				SUITE AREA		BALCONY AREA		TOTAL AREA	
104	105	111	204	SQM	SQFT	SQM	SQFT	SQM	SQFT
205	211	308	408	66.8	719	9.1	97	75.8	816
508	608	708	808						



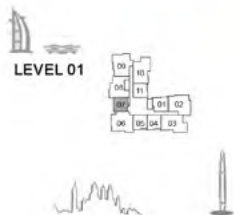
UNIT NO.	SUITE AREA		BALCONY AREA		TOTAL AREA	
	SQM	SQFT	SQM	SQFT	SQM	SQFT
G01	72.1	776	40.9	441	113.0	1217



UNIT NO.			SUITE AREA		BALCONY AREA		TOTAL AREA	
101	201	301	SQM	SQFT	SQM	SQFT	SQM	SQFT
401	501	601	72.0	775	9.4	101	81.4	876
701	801	901						



UNIT NO.	SUITE AREA		BALCONY AREA		TOTAL AREA	
	SQM	SQFT	SQM	SQFT	SQM	SQFT
207	68.5	737	30.4	327	98.9	1064




UNIT NO.	SUITE AREA		BALCONY AREA		TOTAL AREA	
	SQM	SQFT	SQM	SQFT	SQM	SQFT
107	68.5	737	10.9	117	79.4	854




1 BEDROOM
ASAYEL 1

APARTMENT TYPE D
LEVELS: 3, 4, 5, 6, 7 & 8




UNIT NO.		SUITE AREA		BALCONY AREA		TOTAL AREA	
305	405	SQM	SQFT	SQM	SQFT	SQM	SQFT
505	605	72.4	779	8.5	92	80.9	871
705	805						



UNIT NO.	SUITE AREA		BALCONY AREA		TOTAL AREA	
	SQM	SQFT	SQM	SQFT	SQM	SQFT
G08	118.9	1280	117.1	1261	236.0	2540



UNIT NO.			SUITE AREA		BALCONY AREA		TOTAL AREA	
109	209	306	SQM	SQFT	SQM	SQFT	SQM	SQFT
406	506	606	125.9	1355	23.1	249	149.0	1604
706	806							



UNIT NO.	SUITE AREA		BALCONY AREA		TOTAL AREA	
	SQM	SQFT	SQM	SQFT	SQM	SQFT
G07	116.0	1249	68.4	736	184.4	1984



UNIT NO.		SUITE AREA		BALCONY AREA		TOTAL AREA	
108	208	SQM	SQFT	SQM	SQFT	SQM	SQFT
		116.7	1257	23.0	247	139.7	1504




UNIT NO.	SUITE AREA		BALCONY AREA		TOTAL AREA	
	SQM	SQFT	SQM	SQFT	SQM	SQFT
G02	130.3	1403	135.7	1461	266.0	2863



2 BEDROOM
ASAYEL 1

APARTMENT TYPE C
LEVELS: 1 & 2



UNIT NO.	SUITE AREA		BALCONY AREA		TOTAL AREA	
	102	202	SQM	SQFT	SQM	SQFT
			130.3	1402	19.8	214
					150.1	1616




UNIT NO.	SUITE AREA		BALCONY AREA		TOTAL AREA	
	SQM	SQFT	SQM	SQFT	SQM	SQFT
G06	139.0	1496	147.9	1592	286.9	3089



2 BEDROOM
ASAYEL 1

APARTMENT TYPE D
LEVELS: 1 & 2



UNIT NO.		SUITE AREA		BALCONY AREA		TOTAL AREA	
106	206	SQM	SQFT	SQM	SQFT	SQM	SQFT
		138.9	1496	20.5	220	159.4	1716



2 BEDROOM
ASAYEL 1


APARTMENT TYPE E
LEVEL: G




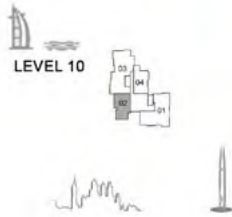
UNIT NO.	SUITE AREA		BALCONY AREA		TOTAL AREA	
	SQM	SQFT	SQM	SQFT	SQM	SQFT
G09	127.0	1367	121.0	1303	248.1	2670



UNIT NO.				SUITE AREA		BALCONY AREA		TOTAL AREA	
103	110	203	210	SQM	SQFT	SQM	SQFT	SQM	SQFT
307	407	507	607	127.0	1367	11.8	127	138.8	1494
707	807								



UNIT NO.	SUITE AREA		BALCONY AREA		TOTAL AREA	
	SQM	SQFT	SQM	SQFT	SQM	SQFT
G03	119.7	1288	141.7	1525	261.3	2813



UNIT NO.	SUITE AREA		BALCONY AREA		TOTAL AREA	
	SQM	SQFT	SQM	SQFT	SQM	SQFT
1002	116.0	1248	57.3	617	173.3	1865



UNIT NO.	SUITE AREA		BALCONY AREA		TOTAL AREA	
	SQM	SQFT	SQM	SQFT	SQM	SQFT
904	116.3	1252	19.4	209	135.7	1461



UNIT NO.	SUITE AREA		BALCONY AREA		TOTAL AREA	
	SQM	SQFT	SQM	SQFT	SQM	SQFT
906	119.5	1286	31.7	342	151.2	1628



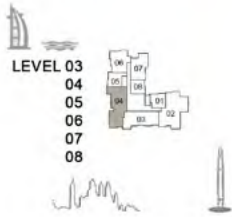
UNIT NO.		SUITE AREA		BALCONY AREA		TOTAL AREA	
1004		SQM	SQFT	SQM	SQFT	SQM	SQFT
		119.4	1286	9.3	101	128.8	1387



UNIT NO.	SUITE AREA		BALCONY AREA		TOTAL AREA	
	SQM	SQFT	SQM	SQFT	SQM	SQFT
903	174.9	1883	70.8	763	245.8	2645



UNIT NO.			SUITE AREA		BALCONY AREA		TOTAL AREA	
303	403	503	SQM	SQFT	SQM	SQFT	SQM	SQFT
603	703	803	174.6	1879	29.7	319	204.2	2198

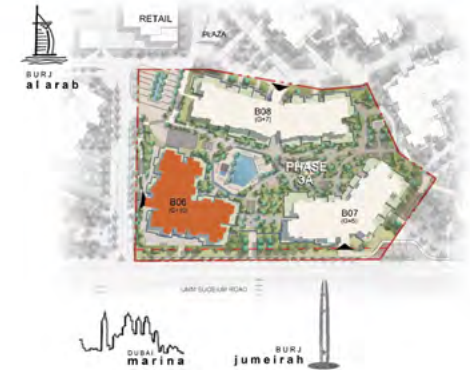


UNIT NO.		SUITE AREA		BALCONY AREA		TOTAL AREA	
304	404	SQM	SQFT	SQM	SQFT	SQM	SQFT
504	604	219.9	2367	28.0	301	247.8	2667
704	804						




4 BEDROOM
ASAYEL 1

APARTMENT TYPE D
LEVEL: 9



UNIT NO.	SUITE AREA		BALCONY AREA		TOTAL AREA	
	SQM	SQFT	SQM	SQFT	SQM	SQFT
905	256.0	2755	87.9	946	343.8	3701



UNIT NO.	SUITE AREA		BALCONY AREA		TOTAL AREA	
	SQM	SQFT	SQM	SQFT	SQM	SQFT
1003	258.3	2780	33.3	358	291.6	3138



UNIT NO.	SUITE AREA		BALCONY AREA		TOTAL AREA	
	SQM	SQFT	SQM	SQFT	SQM	SQFT
302	252.2	2715	44.1	475	296.3	3190



UNIT NO.			SUITE AREA		BALCONY AREA		TOTAL AREA	
402	502	602	SQM	SQFT	SQM	SQFT	SQM	SQFT
702	802	902	252.1	2714	31.4	338	283.5	3052



UNIT NO.	SUITE AREA		BALCONY AREA		TOTAL AREA	
	SQM	SQFT	SQM	SQFT	SQM	SQFT
1001	227.3	2447	134.7	1450	362.0	3897