

MARINA VISTA

— AT —

EMAAR  
BEACHFRONT

FLOOR PLANS

EMAAR

MARINA VISTA  
 AT  
 EMAAR  
 BEACHFRONT



TOWER 2

1 BEDROOM - Type 4

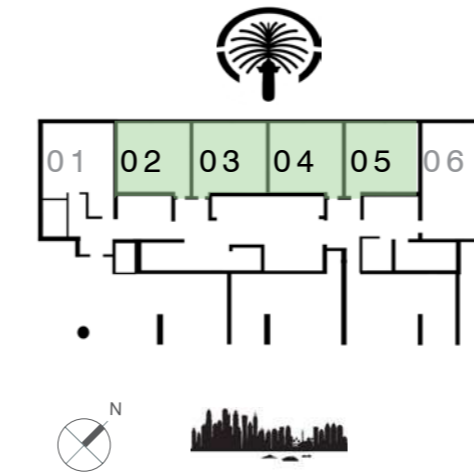
UNIT 02 | LEVEL PO1 - PO6

UNIT 03 | LEVEL PO1 - PO6

KEY PLAN LEVEL PO1 - PO6

SUITE AREA	661.12 SQ.FT.	61.42 SQ.M.
BALCONY AREA	78.90 SQ.FT.	7.33 SQ.M.
TOTAL AREA	740.02 SQ.FT.	68.75 SQ.M.

SUITE AREA	666.61 SQ.FT.	61.93 SQ.M.
BALCONY AREA	78.90 SQ.FT.	7.33 SQ.M.
TOTAL AREA	745.51 SQ.FT.	69.26 SQ.M.



UNIT 04 | LEVEL PO1 - PO6

UNIT 05 | LEVEL PO1 - PO6

SUITE AREA	666.39 SQ.FT.	61.91 SQ.M.
BALCONY AREA	78.90 SQ.FT.	7.33 SQ.M.
TOTAL AREA	745.29 SQ.FT.	69.24 SQ.M.

SUITE AREA	666.93 SQ.FT.	61.96 SQ.M.
BALCONY AREA	78.90 SQ.FT.	7.33 SQ.M.
TOTAL AREA	745.83 SQ.FT.	69.29 SQ.M.



FLOOR PLAN 1. All dimensions are in imperial and metric, and measured from finish to finish excluding construction tolerances. 2. All materials, dimensions, and drawings are approximate only. 3. Information is subject to change without notice, at developer's absolute discretion. 4. Actual area may vary from the stated area. 5. Drawings not to scale. 6. All images used are for illustrative purposes only and do not represent the actual size, features, specifications, fittings, and furnishings. 7. The developer reserves the right to make revisions / alterations, at it's absolute discretion, without any liability whatsoever.

MARINA VISTA  
 AT  
 EMAAR  
 BEACHFRONT



TOWER 2  
 1 BEDROOM - Type 4

UNIT 02 | LEVEL 1

SUITE AREA	661.12 SQ.FT.	61.42 SQ.M.
BALCONY AREA	78.90 SQ.FT.	7.33 SQ.M.
TOTAL AREA	740.02 SQ.FT.	68.75 SQ.M.

UNIT 04 | LEVEL 1

SUITE AREA	666.39 SQ.FT.	61.91 SQ.M.
BALCONY AREA	78.90 SQ.FT.	7.33 SQ.M.
TOTAL AREA	745.29 SQ.FT.	69.24 SQ.M.

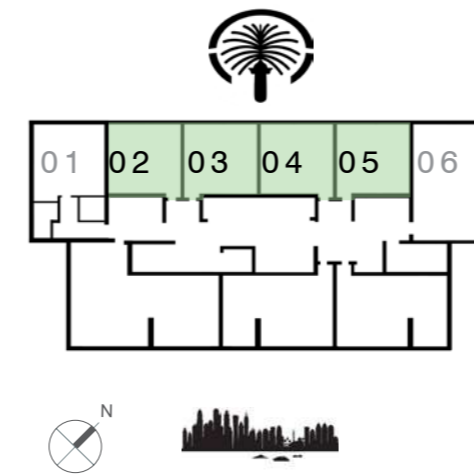
UNIT 03 | LEVEL 1

SUITE AREA	666.61 SQ.FT.	61.93 SQ.M.
BALCONY AREA	78.90 SQ.FT.	7.33 SQ.M.
TOTAL AREA	745.51 SQ.FT.	69.26 SQ.M.

UNIT 05 | LEVEL 1

SUITE AREA	666.93 SQ.FT.	61.96 SQ.M.
BALCONY AREA	78.90 SQ.FT.	7.33 SQ.M.
TOTAL AREA	745.83 SQ.FT.	69.29 SQ.M.

KEY PLAN LEVEL 1



FLOOR PLAN 1. All dimensions are in imperial and metric, and measured from finish to finish excluding construction tolerances. 2. All materials, dimensions, and drawings are approximate only. 3. Information is subject to change without notice, at developer's absolute discretion. 4. Actual area may vary from the stated area. 5. Drawings not to scale. 6. All images used are for illustrative purposes only and do not represent the actual size, features, specifications, fittings, and furnishings. 7. The developer reserves the right to make revisions / alterations, at it's absolute discretion, without any liability whatsoever.

MARINA VISTA  
 AT  
 EMAAR  
 BEACHFRONT



TOWER 2

1 BEDROOM - Type 4

UNIT 06 | LEVEL 2 - 17

SUITE AREA	666.93 SQ.FT.	61.96 SQ.M.
BALCONY AREA	78.90 SQ.FT.	7.33 SQ.M.
TOTAL AREA	745.83 SQ.FT.	69.29 SQ.M.

UNIT 07 | LEVEL 2 - 17; 20 - 35

SUITE AREA	666.39 SQ.FT.	61.91 SQ.M.
BALCONY AREA	78.90 SQ.FT.	7.33 SQ.M.
TOTAL AREA	745.29 SQ.FT.	69.24 SQ.M.

UNIT 09 | LEVEL 2 - 17; 20 - 35

SUITE AREA	661.12 SQ.FT.	61.42 SQ.M.
BALCONY AREA	78.90 SQ.FT.	7.33 SQ.M.
TOTAL AREA	740.02 SQ.FT.	68.75 SQ.M.

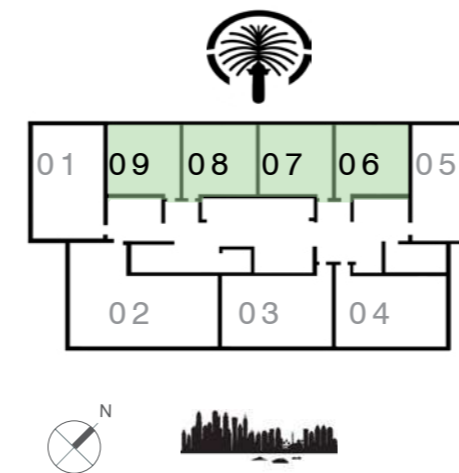
UNIT 06 | LEVEL 20 - 35

SUITE AREA	668.76 SQ.FT.	62.13 SQ.M.
BALCONY AREA	78.90 SQ.FT.	7.33 SQ.M.
TOTAL AREA	747.66 SQ.FT.	69.46 SQ.M.

UNIT 08 | LEVEL 2 - 17; 20 - 35

SUITE AREA	666.61 SQ.FT.	61.93 SQ.M.
BALCONY AREA	78.90 SQ.FT.	7.33 SQ.M.
TOTAL AREA	745.51 SQ.FT.	69.26 SQ.M.

KEY PLAN LEVEL 2 - 17; 20 - 35



FLOOR PLAN 1. All dimensions are in imperial and metric, and measured from finish to finish excluding construction tolerances. 2. All materials, dimensions, and drawings are approximate only. 3. Information is subject to change without notice, at developer's absolute discretion. 4. Actual area may vary from the stated area. 5. Drawings not to scale. 6. All images used are for illustrative purposes only and do not represent the actual size, features, specifications, fittings, and furnishings. 7. The developer reserves the right to make revisions / alterations, at it's absolute discretion, without any liability whatsoever.

MARINA VISTA  
 AT  
 EMAAR  
 BEACHFRONT

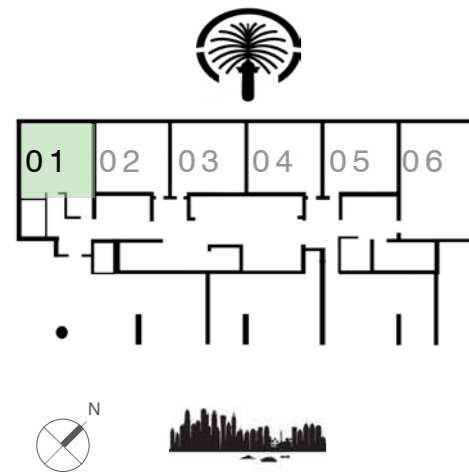
TOWER 2

1 BEDROOM - Type 6

UNIT 01 | LEVEL PO1 - P06

SUITE AREA	600.09 SQ.FT.	55.75 SQ.M.
BALCONY AREA	51.45 Q.FT.	4.78 SQ.M.
TOTAL AREA	651.54 SQ.FT.	60.53 SQ.M.

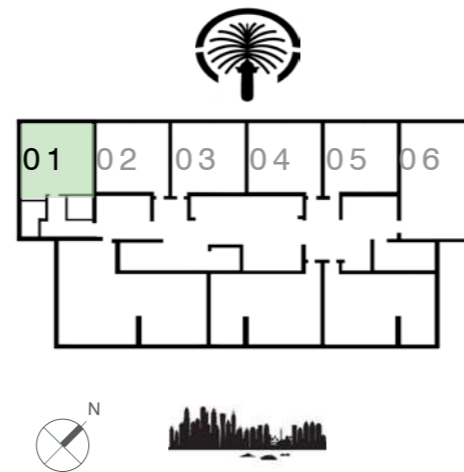
KEY PLAN LEVEL PO1 - P06



UNIT 01 | LEVEL 1

SUITE AREA	602.13 SQ.FT.	55.94 SQ.M.
BALCONY AREA	51.45 SQ.FT.	4.78 SQ.M.
TOTAL AREA	653.58 SQ.FT.	60.72 SQ.M.

KEY PLAN LEVEL 1



FLOOR PLAN 1. All dimensions are in imperial and metric, and measured from finish to finish excluding construction tolerances. 2. All materials, dimensions, and drawings are approximate only. 3. Information is subject to change without notice, at developer's absolute discretion. 4. Actual area may vary from the stated area. 5. Drawings not to scale. 6. All images used are for illustrative purposes only and do not represent the actual size, features, specifications, fittings, and furnishings. 7. The developer reserves the right to make revisions / alterations, at it's absolute discretion, without any liability whatsoever.

MARINA VISTA  
 AT  
 EMAAR  
 BEACHFRONT

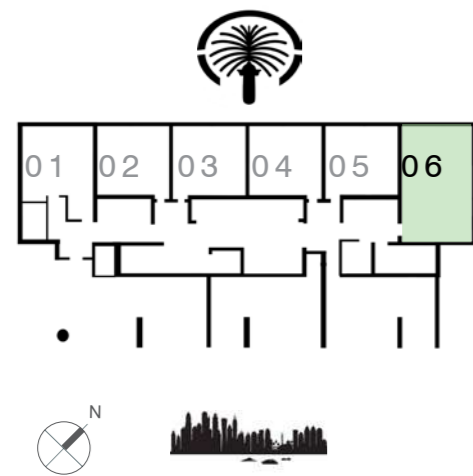
TOWER 2

2 BEDROOM - Type 3

UNIT 06 | LEVEL PO6

SUITE AREA	997.06 SQ.FT.	92.63 SQ.M.
BALCONY AREA	135.73 SQ.FT.	12.61 SQ.M.
TOTAL AREA	1132.79 SQ.FT.	105.24 SQ.M.

KEY PLAN LEVEL PO6



FLOOR PLAN 1. All dimensions are in imperial and metric, and measured from finish to finish excluding construction tolerances. 2. All materials, dimensions, and drawings are approximate only. 3. Information is subject to change without notice, at developer's absolute discretion. 4. Actual area may vary from the stated area. 5. Drawings not to scale. 6. All images used are for illustrative purposes only and do not represent the actual size, features, specifications, fittings, and furnishings. 7. The developer reserves the right to make revisions / alterations, at it's absolute discretion, without any liability whatsoever.

MARINA VISTA  
 AT  
 EMAAR  
 BEACHFRONT

TOWER 2

2 BEDROOM - Type 3

UNIT 06 | LEVEL 1

SUITE AREA	997.06 SQ.FT.	92.63 SQ.M.
BALCONY AREA	135.73 SQ.FT.	12.61 SQ.M.
TOTAL AREA	1132.79 SQ.FT.	105.24 SQ.M.

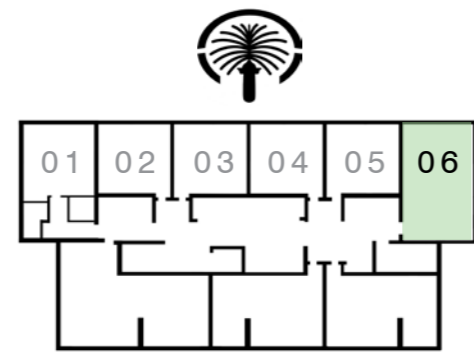
UNIT 01 | LEVEL 2 - 17

SUITE AREA	990.17 SQ.FT.	91.99 SQ.M.
BALCONY AREA	113.88 SQ.FT.	10.58 SQ.M.
TOTAL AREA	1104.05 SQ.FT.	102.57 SQ.M.

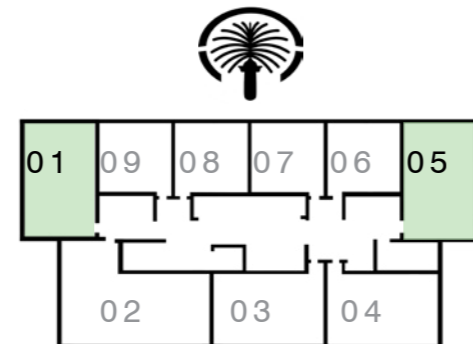
UNIT 05 | LEVEL 2 - 17

SUITE AREA	997.06 SQ.FT.	92.63 SQ.M.
BALCONY AREA	113.02 SQ.FT.	10.5 SQ.M.
TOTAL AREA	1110.08 SQ.FT.	103.13 SQ.M.

KEY PLAN LEVEL 1



KEY PLAN LEVEL 2 - 17



FLOOR PLAN 1. All dimensions are in imperial and metric, and measured from finish to finish excluding construction tolerances. 2. All materials, dimensions, and drawings are approximate only. 3. Information is subject to change without notice, at developer's absolute discretion. 4. Actual area may vary from the stated area. 5. Drawings not to scale. 6. All images used are for illustrative purposes only and do not represent the actual size, features, specifications, fittings, and furnishings. 7. The developer reserves the right to make revisions / alterations, at it's absolute discretion, without any liability whatsoever.

MARINA VISTA  
 AT  
 EMAAR  
 BEACHFRONT

TOWER 2

2 BEDROOM - Type 3

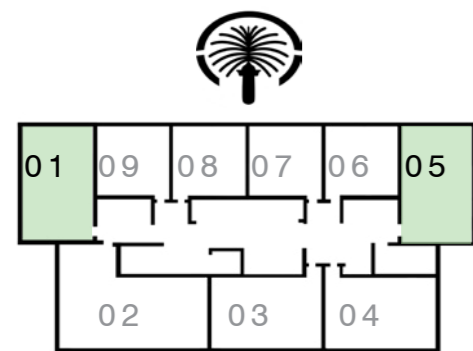
UNIT 01 | LEVEL 20 - 35

SUITE AREA	992.22 SQ.FT.	92.18 SQ.M.
BALCONY AREA	113.88 SQ.FT.	10.58 SQ.M.
TOTAL AREA	1106.10 SQ.FT.	102.76 SQ.M.

UNIT 05 | LEVEL 20 - 35

SUITE AREA	996.31 SQ.FT.	92.56 SQ.M.
BALCONY AREA	113.02 SQ.FT.	10.50 SQ.M.
TOTAL AREA	1109.33 SQ.FT.	103.06 SQ.M.

KEY PLAN LEVEL 20 - 35



FLOOR PLAN 1. All dimensions are in imperial and metric, and measured from finish to finish excluding construction tolerances. 2. All materials, dimensions, and drawings are approximate only. 3. Information is subject to change without notice, at developer's absolute discretion. 4. Actual area may vary from the stated area. 5. Drawings not to scale. 6. All images used are for illustrative purposes only and do not represent the actual size, features, specifications, fittings, and furnishings. 7. The developer reserves the right to make revisions / alterations, at it's absolute discretion, without any liability whatsoever.



MARINA VISTA  
 AT  
 EMAAR  
 BEACHFRONT

TOWER 2

2 BEDROOM - Type 4

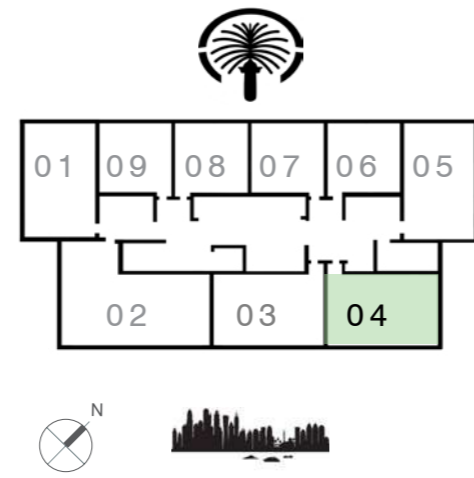
UNIT 04 | LEVEL 2 - 17; LEVEL 20-35;

SUITE AREA	999.54 SQ.FT.	92.86 SQ.M.
BALCONY AREA	215.39 SQ.FT.	20.01 SQ.M.
TOTAL AREA	1214.93 SQ.FT.	112.87 SQ.M.

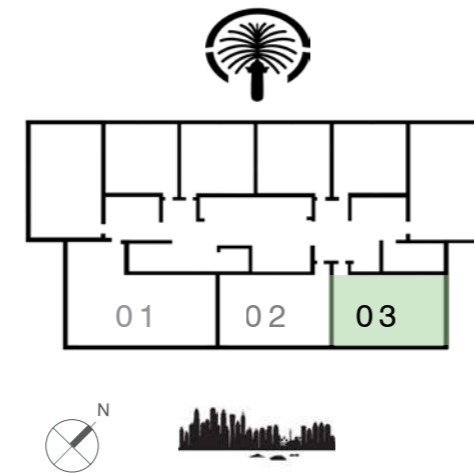
UNIT 03 | LEVEL 18-19

SUITE AREA	999.54 SQ.FT.	92.86 SQ.M.
BALCONY AREA	215.39 SQ.FT.	20.01 SQ.M.
TOTAL AREA	1214.93 SQ.FT.	112.87 SQ.M.

KEY PLAN LEVEL 2 - 17; 20 - 35



KEY PLAN LEVEL 18 - 19



FLOOR PLAN 1. All dimensions are in imperial and metric, and measured from finish to finish excluding construction tolerances. 2. All materials, dimensions, and drawings are approximate only. 3. Information is subject to change without notice, at developer's absolute discretion. 4. Actual area may vary from the stated area. 5. Drawings not to scale. 6. All images used are for illustrative purposes only and do not represent the actual size, features, specifications, fittings, and furnishings. 7. The developer reserves the right to make revisions / alterations, at it's absolute discretion, without any liability whatsoever.

MARINA VISTA  
 AT  
 EMAAR  
 BEACHFRONT

TOWER 2

2 BEDROOM - Type 4

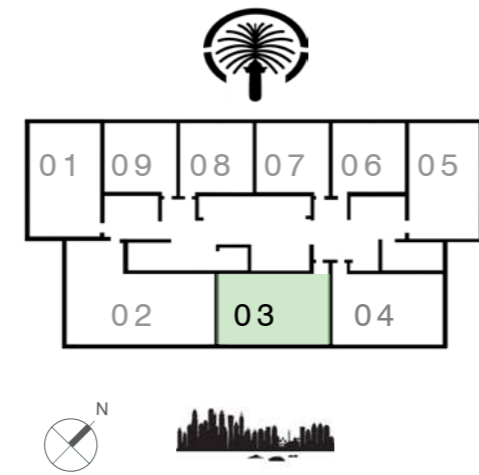
UNIT 03 | LEVEL 2 - 17; LEVEL 20 - 35

SUITE AREA	999.11 SQ.FT.	92.82 SQ.M.
BALCONY AREA	184.17 SQ.FT.	17.11 SQ.M.
TOTAL AREA	1183.28 SQ.FT.	109.93 SQ.M.

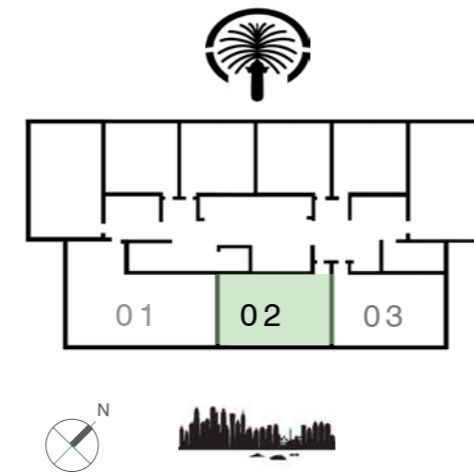
UNIT 02 | LEVEL 18 - 19

SUITE AREA	999.11 SQ.FT.	92.82 SQ.M.
BALCONY AREA	184.17 SQ.FT.	17.11 SQ.M.
TOTAL AREA	1183.28 SQ.FT.	109.93 SQ.M.

KEY PLAN LEVEL 2 - 17; 20 - 35



KEY PLAN LEVEL 18 - 19



FLOOR PLAN 1. All dimensions are in imperial and metric, and measured from finish to finish excluding construction tolerances. 2. All materials, dimensions, and drawings are approximate only. 3. Information is subject to change without notice, at developer's absolute discretion. 4. Actual area may vary from the stated area. 5. Drawings not to scale. 6. All images used are for illustrative purposes only and do not represent the actual size, features, specifications, fittings, and furnishings. 7. The developer reserves the right to make revisions / alterations, at it's absolute discretion, without any liability whatsoever.

MARINA VISTA  
 AT  
 EMAAR  
 BEACHFRONT

TOWER 2  
 3 BEDROOM - Type 2

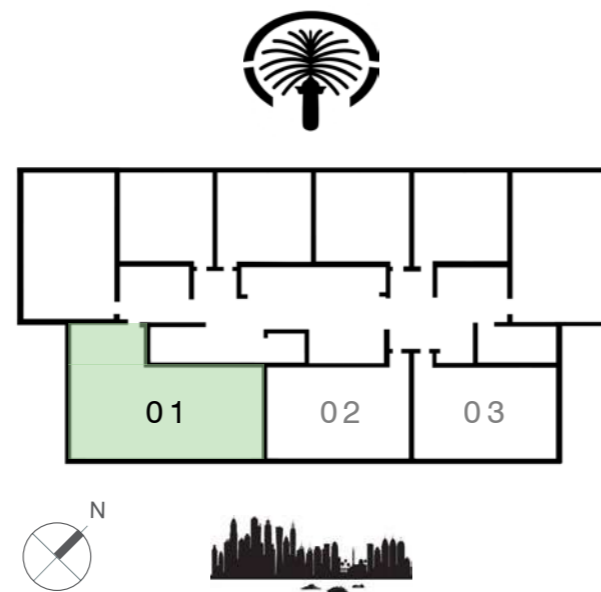
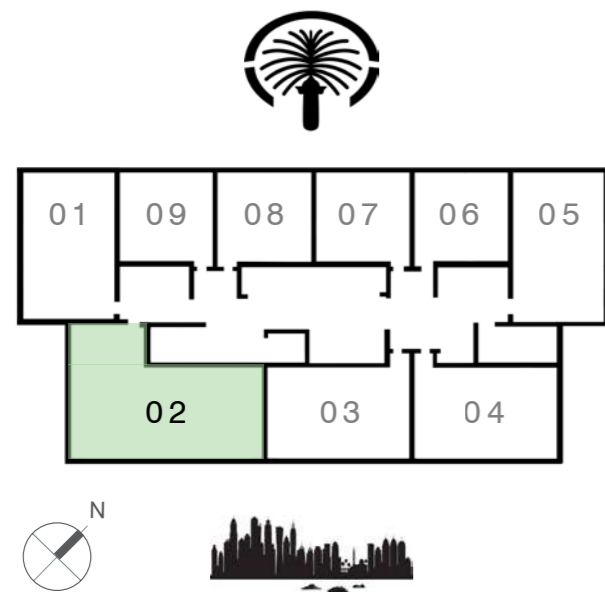
UNIT 02 | LEVEL 2 - 17; 20 - 35;

UNIT 01 | LEVEL 18 - 19

SUITE AREA	1512.87 SQ.FT.	140.55 SQ.M.	SUITE AREA	1512.87 SQ.FT.	140.55 SQ.M.
BALCONY AREA	249.72 SQ.FT.	23.20 SQ.M.	BALCONY AREA	249.72 SQ.FT.	23.20 SQ.M.
TOTAL AREA	1762.59 SQ.FT.	163.75 SQ.M.	TOTAL AREA	1762.59 SQ.FT.	163.75 SQ.M.

KEY PLAN LEVEL 2 - 17; 20 - 35

KEY PLAN LEVEL 18 - 19



FLOOR PLAN 1. All dimensions are in imperial and metric, and measured from finish to finish excluding construction tolerances. 2. All materials, dimensions, and drawings are approximate only. 3. Information is subject to change without notice, at developer's absolute discretion. 4. Actual area may vary from the stated area. 5. Drawings not to scale. 6. All images used are for illustrative purposes only and do not represent the actual size, features, specifications, fittings, and furnishings. 7. The developer reserves the right to make revisions / alterations, at it's absolute discretion, without any liability whatsoever.

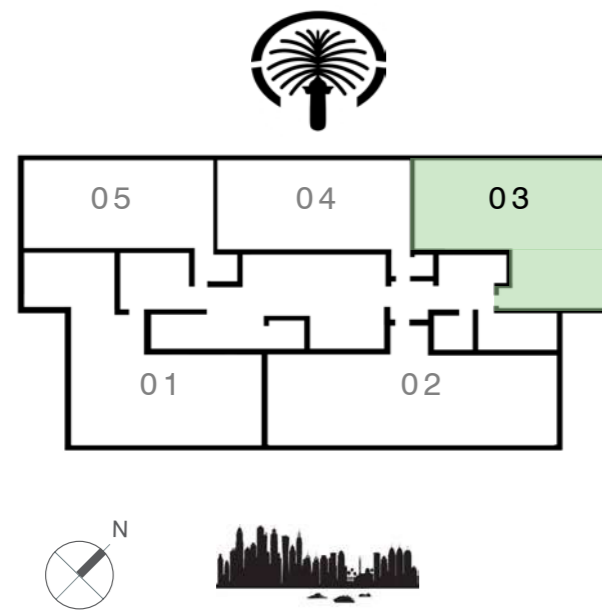
MARINA VISTA  
 AT  
 EMAAR  
 BEACHFRONT

TOWER 2  
**3 BEDROOM - Type 3**

UNIT 03 | LEVEL 36 - 37

SUITE AREA	1656.35 SQ.FT.	153.88 SQ.M.
BALCONY AREA	385.89 SQ.FT.	35.85 SQ.M.
TOTAL AREA	2042.24 SQ.FT.	189.73 SQ.M.

KEY PLAN LEVEL 36 - 37



FLOOR PLAN 1. All dimensions are in imperial and metric, and measured from finish to finish excluding construction tolerances. 2. All materials, dimensions, and drawings are approximate only. 3. Information is subject to change without notice, at developer's absolute discretion. 4. Actual area may vary from the stated area. 5. Drawings not to scale. 6. All images used are for illustrative purposes only and do not represent the actual size, features, specifications, fittings, and furnishings. 7. The developer reserves the right to make revisions / alterations, at it's absolute discretion, without any liability whatsoever.

MARINA VISTA  
 AT  
 EMAAR  
 BEACHFRONT



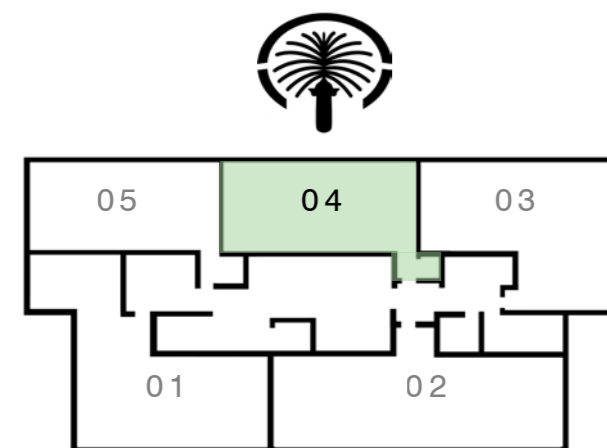
TOWER 2

3 BEDROOM - Type 4

UNIT 04 | LEVEL 36 - 37

SUITE AREA	1377.78 SQ.FT.	128.00 SQ.M.
BALCONY AREA	159.63 SQ.FT.	14.83 SQ.M.
TOTAL AREA	1537.41 SQ.FT.	142.83 SQ.M.

KEY PLAN LEVEL 36 - 37



FLOOR PLAN 1. All dimensions are in imperial and metric, and measured from finish to finish excluding construction tolerances. 2. All materials, dimensions, and drawings are approximate only. 3. Information is subject to change without notice, at developer's absolute discretion. 4. Actual area may vary from the stated area. 5. Drawings not to scale. 6. All images used are for illustrative purposes only and do not represent the actual size, features, specifications, fittings, and furnishings. 7. The developer reserves the right to make revisions / alterations, at it's absolute discretion, without any liability whatsoever.

MARINA VISTA  
 AT  
 EMAAR  
 BEACHFRONT

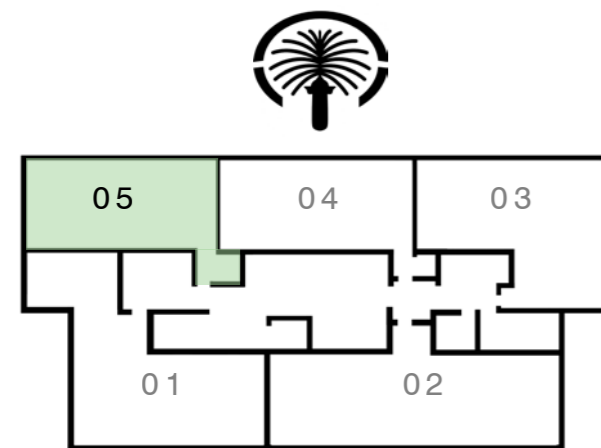


TOWER 2  
**3 BEDROOM - Type 5**

UNIT 05 | LEVEL 36 - 37

SUITE AREA	1360.67 SQ.FT.	126.41 SQ.M.
BALCONY AREA	260.38 SQ.FT.	24.19 SQ.M.
TOTAL AREA	1621.05 SQ.FT.	150.60 SQ.M.

KEY PLAN LEVEL 36 - 37



FLOOR PLAN 1. All dimensions are in imperial and metric, and measured from finish to finish excluding construction tolerances. 2. All materials, dimensions, and drawings are approximate only. 3. Information is subject to change without notice, at developer's absolute discretion. 4. Actual area may vary from the stated area. 5. Drawings not to scale. 6. All images used are for illustrative purposes only and do not represent the actual size, features, specifications, fittings, and furnishings. 7. The developer reserves the right to make revisions / alterations, at it's absolute discretion, without any liability whatsoever.

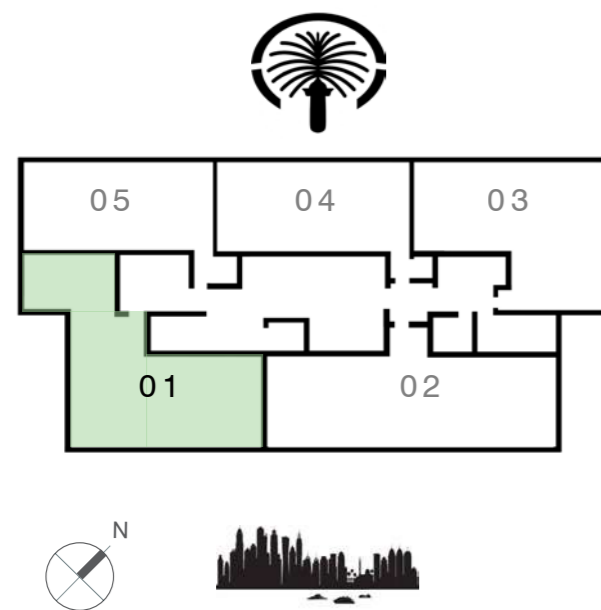
MARINA VISTA  
 AT  
 EMAAR  
 BEACHFRONT

TOWER 2  
 4 BEDROOM - Type 1

UNIT 01 | LEVEL 36 - 37

SUITE AREA	1899.18 SQ.FT.	176.44 SQ.M.
BALCONY AREA	350.26 SQ.FT.	32.54 SQ.M.
TOTAL AREA	2249.44 SQ.FT.	208.98 SQ.M.

KEY PLAN LEVEL 36 - 37



FLOOR PLAN 1. All dimensions are in imperial and metric, and measured from finish to finish excluding construction tolerances. 2. All materials, dimensions, and drawings are approximate only. 3. Information is subject to change without notice, at developer's absolute discretion. 4. Actual area may vary from the stated area. 5. Drawings not to scale. 6. All images used are for illustrative purposes only and do not represent the actual size, features, specifications, fittings, and furnishings. 7. The developer reserves the right to make revisions / alterations, at it's absolute discretion, without any liability whatsoever.

MARINA VISTA  
 AT  
 EMAAR  
 BEACHFRONT

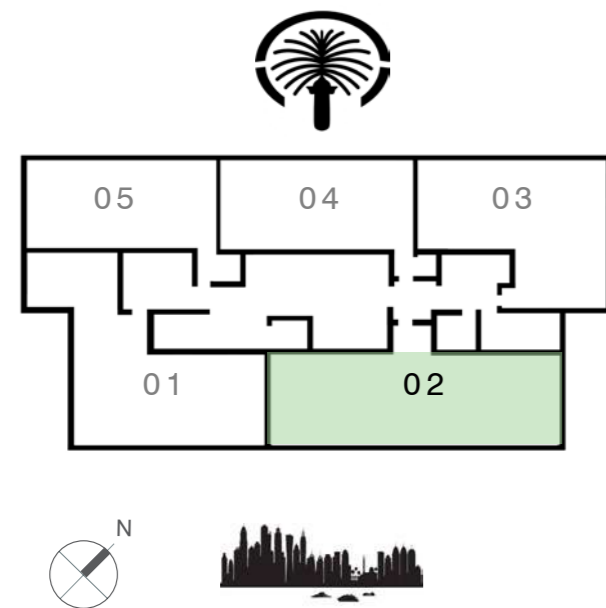
TOWER 2

4 BEDROOM - Type 2

UNIT 02 | LEVEL 36 - 37

SUITE AREA	2049.77 SQ.FT.	190.43 SQ.M.
BALCONY AREA	399.88 SQ.FT.	37.15 SQ.M.
TOTAL AREA	2449.65 SQ.FT.	227.58 SQ.M.

KEY PLAN LEVEL 36 - 37



FLOOR PLAN 1. All dimensions are in imperial and metric, and measured from finish to finish excluding construction tolerances. 2. All materials, dimensions, and drawings are approximate only. 3. Information is subject to change without notice, at developer's absolute discretion. 4. Actual area may vary from the stated area. 5. Drawings not to scale. 6. All images used are for illustrative purposes only and do not represent the actual size, features, specifications, fittings, and furnishings. 7. The developer reserves the right to make revisions / alterations, at it's absolute discretion, without any liability whatsoever.